

# Alinity



# Alinity

---

## ci-series

ALINITY | Clinical Chemistry | Immunoassay | Hematology | Transfusion | Molecular | Point of Care | Professional Services









## Alinity ci-series System Design Specifications

CHOOSE TRANSFORMATION™

Achieve measurably better healthcare performance  
[ABBOTTDIAGNOSTICS.com](http://ABBOTTDIAGNOSTICS.com)

Alinity c and Alinity i are not commercially available in the U.S.



FEATURE	ALINITY c*	ALINITY i*	ALINITY ci*
Dimension (H x W x D)	4.40 x 3.90 x 3.84 ft/14.98 ft <sup>2</sup>	4.40 x 3.90 x 3.84 ft/14.98 ft <sup>2</sup>	4.40 x 6.56 x 3.84 ft/25.17 ft <sup>2</sup>
Methods	Photometric, Potentiometric 	Chemiluminescence	Photometric, Potentiometric, Chemiluminescence
Maximum Throughput	Up to 1350 TPH	Up to 200 TPH	Up to 1550 TPH
Throughput/ft <sup>2</sup> 	Up to 90 TPH/ft <sup>2</sup>	Up to 13 TPH/ft <sup>2</sup>	Up to 62 TPH/ft <sup>2</sup>
Scalability	Up to 4 modules controlled by one System Control Module (SCM)*		
Continuous Access of Reagents, Calibrators, Controls and Consumables	Yes		
Flexible Stat Options	Prioritize single rack as needed or configure multiple fixed positions		
Sample Types 	Serum, plasma, urine, cerebrospinal fluid, hemolysate, whole blood	Serum, plasma, whole blood, urine	Serum, plasma, urine, cerebrospinal fluid, hemolysate, whole blood
Sample Capacity	150	150	300
Sample Bar Code Types	Code 128, Standard Code 39, Interleaved 2 of 5, Codabar		
Sample Result Storage	200,000		
Dead Volume	50 µL (sample cup)		
Sample Volume <sup>†</sup>	1.5–35 µL	2–200 µL	 Alinity c: 1.5–35 µL Alinity i: 2–200 µL
Sample Probe Carryover	≤0.1 parts per million <sup>‡</sup>		
Reagent Capacity	Up to 70 refrigerated reagent cartridges onboard plus patented ISE (Na <sup>+</sup> , K <sup>+</sup> , and Cl <sup>-</sup> )	Up to 47 refrigerated reagent cartridges onboard	Up to 117 refrigerated reagent cartridges onboard plus patented ISE (Na <sup>+</sup> , K <sup>+</sup> , and Cl <sup>-</sup> )
Reagent Type	100% liquid ready-to-use		
Reagent Onboard Stability <sup>†</sup>	5–60 days	15–30 days	For Alinity c: 5–60 days For Alinity i: 15–30 days
Automated Onboard Calibrators and Controls <sup>†</sup>	Yes	Yes (controls only)	Alinity c: Yes Alinity i: Yes (controls only)
 ation Frequency <sup>†</sup>	1–60 days	15–30 days	For Alinity c: 1–60 days For Alinity i: 15–30 days
Sample, Clot and Bubble Detection	Yes		
Reagent Pressure Monitoring 	Yes		
Sample Interference Measurement 	Yes; hemolysis, icterus, and lipemia	No	Yes; hemolysis, icterus, and lipemia (CC only)
On Board Maintenance Records	Yes		
Online Error Code Help	Yes		
Host Interface 	HL7 or ASTM		
Remote Diagnostics	AbbottLink		
Weight	1566 lbs	1373 lbs	2552 lbs
Electrical Requirements	SCM: 90–264 V, 16 amp Each Instrument: 180–264 V, 16 amp		
Water Requirements	Average: 27 L/hr Max <sup>§</sup> : <30 L/hr	Average: <10 L/hr Max <sup>§</sup> : <30 L/hr	Average: ≤37 L/hr Max <sup>§</sup> : <60 L/hr
Heat Output (processing)	Average 2005 Btu	Average 1634 Btu	Average 3639 Btu
Noise Level (1 m)	Alinity c: 55.9 dBA Alinity i: 63.4 dBA		
Laboratory Automation Connection	ACCELERATOR a3600	ACCELERATOR a3600	In development

\* Not commercially available in the U.S.

TPH=tests per hour

<sup>†</sup> Assay dependent

<sup>‡</sup> Excluding whole blood

<sup>§</sup> Maximum of two minutes during the prime of the wash buffer dilution assembly

FEATURE	ALINITY cc*	ALINITY ii*
Dimension (H x W x D)	4.40 x 6.56 x 3.84 ft/25.17 ft <sup>2</sup>	4.40 x 6.56 x 3.84 ft/25.17 ft <sup>2</sup>
Methods	Photometric, Potentiometric	Chemiluminescence
Maximum Throughput	Up to 2700 TPH	Up to 400 TPH
Throughput/ft <sup>2</sup>	107 TPH/ft <sup>2</sup>	16 TPH/ft <sup>2</sup>
Scalability	Up to 4 modules controlled by one System Control Module (SCM)*	
Continuous Access of Reagents, Calibrators, Controls and Consumables	Yes	
Flexible Stat Options	Prioritize single rack as needed or configure multiple fixed positions	
Sample Types	Serum, plasma, urine, cerebrospinal fluid, hemolysate, whole blood	Serum, plasma, whole blood, urine
Sample Capacity	300	300
Sample Bar Code Types	Code 128, Standard Code 39, Interleaved 2 of 5, Codabar	
Sample Result Storage	200,000	
Dead Volume	50 µL (sample cup)	
Sample Volume <sup>†</sup>	1.5–35 µL	2–200 µL
Sample Probe Carryover	≤0.1 parts per million <sup>†</sup>	
Reagent Capacity	Up to 140 refrigerated reagent cartridges onboard plus patented ISE (Na <sup>+</sup> , K <sup>+</sup> , and Cl <sup>-</sup> )	Up to 94 refrigerated reagent cartridges onboard
Reagent Type	100% liquid ready-to-use	
Reagent Onboard Stability <sup>†</sup>	5–60 days	15–30 days
Automated Onboard Calibrators and Controls <sup>†</sup>	Yes	Yes (controls only)
Calibration Frequency <sup>†</sup>	1–60 days	15–30 days
Sample, Clot and Bubble Detection	Yes	
Reagent Pressure Monitoring	Yes	
Sample Interference Measurement	Yes; hemolysis, icterus, and lipemia	No
On Board Maintenance Records	Yes	
Online Error Code Help	Yes	
Host Interface	HL7 or ASTM	
Remote Diagnostics	AbbottLink	
Weight	2746 lbs	2356 lbs
Electrical Requirements	SCM: 90–264 V, 16 amp Each Instrument: 180–264 V, 16 amp	
Water Requirements	Average: ≤54 L/hr Max <sup>§</sup> : <60 L/hr	Average: ≤20 L/hr Max <sup>§</sup> : ≤60 L/hr
Heat Output (processing)	Average 4010 Btu	Average 3268 Btu
Noise Level (1 m)	Alinity c: 55.9 dBA Alinity i: 63.4 dBA	
Laboratory Automation Connection	ACCELERATOR a3600	

\*Not commercially available in the U.S.

TPH=tests per hour †

Assay dependent

†Excluding whole blood

§Maximum of two minutes during the prime of the wash buffer dilution assembly

[ABBOTTDIAGNOSTICS.COM](http://ABBOTTDIAGNOSTICS.COM)

Alinity c and Alinity i are not commercially available in the U.S.  
Alinity, AbbottLink and Choose Transformation are trademarks of Abbott Laboratories in various jurisdictions.  
© 2018 Abbott Laboratories. ADD-00063137

