



Tissue sample security **made simple**

Arcos and ArcosSL

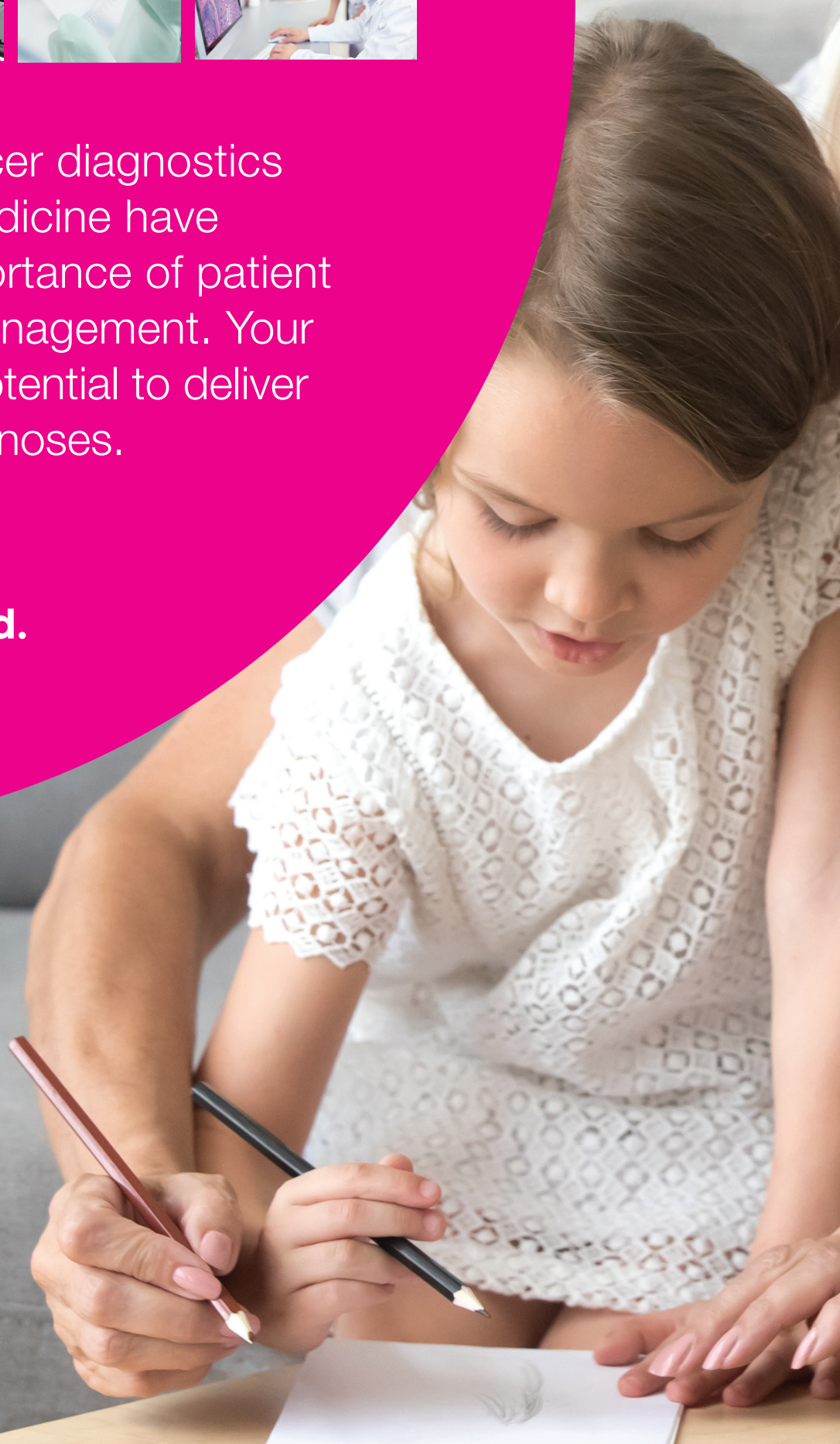
Patient Tissue Sample Management Solutions





Advances in cancer diagnostics and precision medicine have elevated the importance of patient tissue sample management. Your work holds the potential to deliver life-changing diagnoses.

**Our mission is to
help you succeed.**





As we see a rise in cancer incidences, an aging population and improved standards of care – along with development of new targeted therapies – the number of patient samples is growing exponentially. Tracking samples throughout the workflow in an efficient and cost-effective manner has never been more important.

Can you afford to lose even one of these precious samples?

The Arcos™ block management and ArcosSL™ slide management systems from Epredia™ are designed to automate the archiving and retrieval of tissue blocks and slides while providing a secure chain of custody.

- Enhanced traceability
- Data security and network flexibility
- Smart storage
- Operational efficiency
- Reduced risk

Let us help you minimize errors, increase productivity and keep your laboratory's resources focused on what matters most – positive patient outcomes.


Arcos and ArcosSL
tissue sample management systems



Protect your chain of custody


Automated archiving utilizes a patient tissue block and / or slide management system to enhance traceability throughout the sorting, archiving, retrieval and re-archiving processes, to help save your laboratory's time and resources.

Our systems enable pathologists to easily maintain a secure chain of custody by automating the archiving and retrieval processes.



Traceable

The system scans, photographs, and records each block or slide, associating it to a specific tray position and storage location within an automated archive for easy retrieval. This sonic sensor scanning technology provides accurate, rapid detection via an internal camera that is able to read quick codes, QR codes, DPM codes, and OCR software.



Controlled

Check-in/out controls provide visibility into who retrieved a block, why it was needed, and when it is due to return. Blocks that are checked out longer than anticipated are documented.



Automated

Upon return, blocks or slides can be placed in any position on the tray and the scanner will update the patient tissue sample's location in the database automatically.

Connecting Multiple Users: Arcos and ArcosSL Apps

The Arcos and ArcosSL Apps each enable multiple users located in different parts of the lab to have access to the main system. This is a bi-directional feature that enables users to run reports, create picking lists, and dispatch them. It is a great solution for larger laboratories with multiple users located throughout the facility.

There are two configurations for the Arcos and ArcosSL Apps. The first includes three licenses (recommended for most clients) and the second is for a single license.

Database Management Options

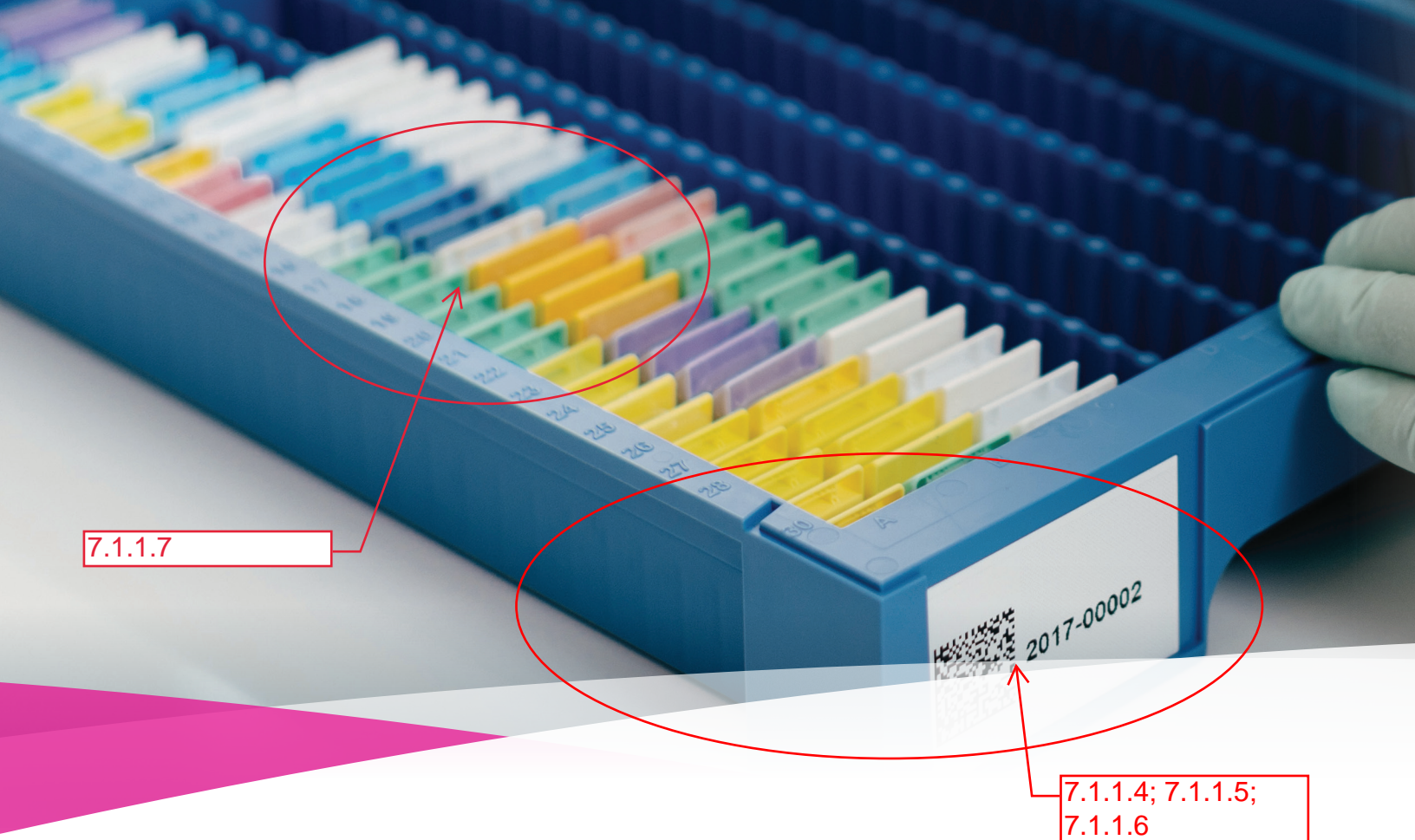
The Arcos and ArcosSL systems feature redundant protection. The database backup is automatically updated on the PC and Flash storage within the scanner. The unit can be configured to automatically archive your database backup to your choice of secure storage – hard drive or external network.

There are two options available for database configurations:

- Database configuration to the local PC (Classic option)
- Database configuration to the hospitals network (i.e. server, shared folder on network, CSV folder)







Smart Storage Configurations


When used with the Arcos or ArcosSL automated tissue sample management system, the storage trays and cabinets make archiving and retrieval easy. Each tray features a unique serial number and easy-to-navigate XY coordinate guides. Blocks and slides are neatly arranged and easy to identify and locate.

Arcos storage features:


- 1 The Arcos system offers flexible archiving solutions for both short and long-term archiving. The Arcos storage cabinets offer two configurations with 18 and 24 tray capacity. These are designed specifically for high-density storage that can be stacked to optimize capacity and space.
- 2 Cardboard sleeves may be used as an alternative storage option in place of the Arcos cabinets. Each sleeve can hold one Arcos tray, up to 240 blocks.

ArcosSL storage features:

- 3 ArcosSL trays hold slides securely in a shingled manner, allowing maximum visibility to each slide's tab while maintaining a separation between the slides to avoid damage and cross contamination. This allows you to optimize tray space and eliminate gaps.
- 4 Each ArcosSL cabinet can hold up to 40 trays and can be easily configured to fit your facility needs.
- 5 Cardboard sleeves may be used as an alternative storage option in place of the ArcosSL cabinets. Each sleeve can hold up to four ArcosSL trays. (Not pictured, Arcos sleeve shown)



Arcos and ArcosSL cabinets are stackable for increased storage density



7.1.1.3

7.1.1.2

2 5

3

1

4



Specifications

Arcos Scanner

Weight	20 kg. (44.1 lbs.)
Dimensions (D x W x H)	57 x 41 x 25 cm (22.3 x 16.2 x 9.8 in)
Electrical	100-240 VAC / 0.8A (50-60Hz)
Environmental	
• Operating Temperature	15 °C to 40 °C (59 °F to 104 °F)
• Operating Humidity	< 90%

We certify that the Arcos scanner is designed and manufactured in application of the following European Council Directives:

- Electromagnetic compatibility 2004/104/EC
- Electrical security 2006/95/EC
- Restriction in the use of certain hazardous substances in electrical equipment 2011/65/EC

Arcos Storage Trays

Tray capacity	Up to 240 blocks
---------------	------------------

Arcos 18-Tray Storage Cabinets

Dimensions (D x W x H)	40 x 65 x 62 cm (15.7 x 25.6 x 24.4 in)
---------------------------	--

Arcos 24-Tray Storage Cabinets

Dimensions (D x W x H)	40 x 65 x 80 cm (15.7 x 25.6 x 31.5 in)
---------------------------	--

7.1.1.7

7.1.1.7

Description

Order Number

Arcos Tissue Block Management System

Includes scanner, PC, monitor, PDA, and tray label printer	A84700001C
--	------------

Accessories

Additional Arcos PDA with embarked Arcos software	A84700007
Power dock for additional PDA	A85310002
Battery for additional PDA	A85310003
Ethernet module - multi PDA	A85310004
Block label printer	A84710066
• Labels for block printing (3000 qty)	A84710067
• Ribbon for block label printer	A84710068
Block label printer with ribbon and 3000 labels.	A84710069
Block label printer with 3 rolls of labels (15,000 labels) and ribbon	A84710070
Hook for removal of blocks from tray	B84710006

Trays and Storage

Pack of 6 Arcos trays (240 blocks/tray)	B84710001
Cabinet (stackable 3) for 18 Arcos trays	B84710007S
Cabinet (stackable 3) for 24 Arcos trays	B84710008S
Set of four wheels for 18- and 24-tray Arcos cabinets	B84710009
Cardboard sleeve for individual tray storage – pack of 25	B84710005
6 Tray cardboard carrying carton (10/pk)	B84710052

Software

Arcos App for multiple users, includes 3 licenses, allows 3 additional customer-provided workstations access to the Arcos database	A84730015
Arcos App for multiple users, includes 1 license, allows an additional customer-provided workstation to access the Arcos database	A84730016



Specifications

ArcosSL Scanner

Weight	22 kg. (48.5 lbs.)
Dimensions (D x W x H)	33.7 x 72 x 45.35 cm (13.27 x 28.35 x 17.85 in)
Electrical	100-240 VAC (~) +/-10% / 0.7A (50-60Hz)
Environmental	
• Operating temperature	15 °C to 40 °C (59 °F to 104 °F)
• Operating Humidity	< 90%

We certify the the Arcos scanner is designed and manufactured in application of the following European Council Directives:

- Electromagnetic compatibility 2004/104/EC
- Electrical security 2006/95/EC
- Restriction in the use of certain hazardous substances in electrical equipment 2011/65/EC

ArcosSL Storage Trays

Tray capacity	Up to 240 slides
---------------	------------------

ArcosSL Storage Cabinets

Dimensions (D x W x H)	49 x 49 x 15 cm (19.3 x 19.3 x 5.9 in)
Cabinet capacity	Up to 40 trays

Description

Order Number

ArcosSL Slide Management System

Includes: scanner, software, PC,
1 PDA and tray label printer

A85300001C

Accessories

Additional ArcosSL PDA with embarked ArcosSL software	A85310001
Power dock for additional PDA	A85310002
Battery for additional PDA	A85310003
Ethernet module - multi PDA	A85310004
Printer for tray labels with 2,000 labels and ribbon	A85310047
Printer for tray labels	A85310046
• Slide labels x 2000	A85310007
• Printer ribbon for ArcosSL labels	A85310008

Trays and Storage

ArcosSL trays (pack of 20)	A85310009
ArcosSL cabinet (empty)	A85310010
ArcosSL cabinet (includes 40 trays)	A85310011
ArcosSL single base	A85310031
ArcosSL double base	A85310032
ArcosSL cabinet fixation	A85310033
ArcosSL cabinet bar	A85310034
Arcos SL 5-shelf cabinet, holds 340 trays	A85310035
Arcos SL 6-shelf cabinet, holds 408 trays	A85310036
Optional safety bar for 5- and 6-shelf cabinet	A85310037
Four-tray cardboard storage box (pack of 25)	A85310012
Tweezers for removing slides from trays	A85310013

Software

ArcosSL App for multiple users, includes 3 licenses, allows 3 additional customer-provided workstations access to the ArcosSL database	A85310027
ArcosSL App for multiple users, includes 1 license, allows an additional customer-provided workstation to access the ArcosSL database	A85310028



Easing the transition

We understand that transforming your workflow from manual to automated processes can be daunting. Our team is here to help you navigate the transition with minimal impact to your operations.

- **Pre-Implementation:** Our team will meet with you prior to implementation to review your workflow and ensure a smooth transition.
- **On-Site Implementation:** Dedicated application specialists will be with you at your facility to complete initial setup, offer training to your team, and answer any questions you may have.
- **Technical Support:** Should you encounter an error, our dedicated team of support specialists are available to guide you through troubleshooting practices and get you back on track.
- **Applications Team:** If you encounter a challenge that requires on-site support, we will dispatch one of our applications specialists to visit your facility, review the challenge, and identify a solution.

Find out more at [epredia.com](https://www.epredia.com)

