

AN INTELLIGENT TOOL FOR **HANDS THAT HEAL.**



**Smart technology that provides real-time feedback
and powered rotation, articulation, and firing — with one hand.
That's the Signia™ stapler.¹**

Your hands and your expertise. They're among your most important tools. The Signia™ stapler is designed to be the ultimate complement — by providing you real-time feedback and consistency in a true one-handed design.^{1,2,3}

1.1 p.d. Rankenos atžvilgiu
darbinė instrumento dalis
rotuojama

The Signia™ stapler gives you:

- Fully powered articulation, rotation, clamping, and firing, which provides greater precision and maneuverability compared to manual staplers^{1,4}
- Push-button powered firing that decreases the strain of operation when stapling, compared to firing manually⁴
- Compatibility with our existing reload portfolio featuring the proven performance of Tri-Staple™ technology
- Enhanced performance when paired with Tri-Staple™ 2.0 reloads and Signia™ loading units with Tri-Staple™ 2.0 cartridges

And that's just the beginning.



Signia™ Power Handle

The Signia™ power handle is a reusable handheld battery-powered stapling handle. It includes a microprocessor, electronics, motors, a LCD display screen, and rechargeable lithium-ion batteries in a sealed packet.

NOTE: The power handle is a nonsterilized device that deactivates after reaching the end of its service life. It will not deactivate while in use.

1.1 p.d. Aparatas užtaisytas pakraunama baterija, kuri aktyvuoja elektrinį variklį skirtą audinių sukabinimui ir pjovimui



Signia™ Power Shell

The Signia™ power shell is a single-use, sterile control shell that covers and seals the non-sterile Signia™ power handle to create a sterile barrier, control interface, and universal adapter connection. It also provides a communications interface for Tri-Staple™ 2.0 single use reloads indicated for use with the stapler.

Precaution: The power shell is single-use only.



Signia™ Linear Adapters

The Signia™ linear adapters are reusable instruments that connect with the assembled Signia™ power shell and power handle to enable functionality of compatible Medtronic stapling reloads. The adapters are composed of motormating connectors, sensor gauges, and device communications interfaces to provide communications between Signia™ loading units with Tri-Staple™ 2.0 cartridges, Tri-Staple™ 2.0 reloads, and the power handle. It is provided nonsterile and must be sterilized before use.

NOTE: The linear adapters are reusable devices that deactivate after reaching the end of their service life. They will not deactivate while in use.



Signia™ Reusable Insertion Guide

The reusable insertion guide is used to help maintain the sterility of the Signia™ power shell during insertion of the nonsterile Signia™ power handle. It is provided nonsterile and must be sterilized prior to each use.



Signia™ Manual Retraction Tool

The Signia™ manual retraction tool is a reusable, handheld device that can be used to operate adapter controls in the event the stapler malfunctions during operation. The tool can be used to complete a firing, retract the knife and open the jaws, and/or articulate a stapling reload. It is provided nonsterile and must be sterilized before use.



Single-Bay Charger

The single-bay charger and power supply charges the power handle.

- Non-Sterile
- Central Sterile
- Disposable

COMPETITIVE COMPARISON

FEATURE	SIGNIA™ STAPLER	EES ECHELON FLEX™ POWERED STAPLER	EES ECHELON FLEX™
Compatible with Signia™ loading units and Tri-Staple™ 2.0 cartridges and reloads	■	—	—
Single, powered handle compatible with 30 mm, 45 mm, and 60 mm reloads	■	—	—
Compatible with Endo GIA™ reloads with Tri-Staple™ technology	■	—	—
Extra-thick reload with tissue indications up to 3 mm	■	—	—
Integrated real-time feedback display	■	—	—
Features Adaptive Firing™ technology	■	—	—
Power source	Lithium ion, 14.8 V, 2150 mAh	4 single-use batteries per handle, single use, disposable	
1.1 p.d. artikuliujama 45° i abi puses	Reusable, reusable system comprised of disposable and reusable components	Single use, disposable	Single use, disposable
Points of articulation with the 45-degree maximum range	Unlimited	3 on each side (left, right)	3 on each side (left, right)
Articulation	Powered	Manual; second instrument or lateral pressure against body structure	Manual; second instrument or lateral pressure against body structure
Rotation	Powered and manual	Manual only	Manual only
Clamping	Powered	Manual only	Manual only
Firing	Powered	Powered	Manual only
Jaw Opening	Powered	Manual only	Manual only


SMART STAPLING THAT KEEPS YOU **CONNECTED TO PATIENTS**

When you put the Signia™
stapler in your hand


Comparing the distance from
device handle to the adapter tip†




SHORT




STANDARD



1.1 p.d. Instrumento
ilgis 282 mm



EXTRA-LONG



†All specifications are shown in centimeters.

Medtronic
Further, Together

Grigosaitis, Andrius

Subject: Endo GIA staple line length

From: Schmitt, Jeffrey
Sent: Wednesday, March 26, 2014 10:30 PM
To: Grigosaitis, Andrius
Cc: Alar, Sandra; Ghoussoub, JP
Subject: Endo GIA staple line length

I have received feedback from the Engineering team. This is Covidien's official response to the questions you asked.

The knife blade is made of 301 Stainless Steel.

1.1 p.d. Peilio ašmenys
pagaminti iš nerūdijančio
plieno

The lengths of the staple lines on the Endo GIA™ legacy reloads (blue, green and white) are exactly 30 mm, 45 mm and 60 mm long. You can see this if you look at a legacy reload and compare where the staple line begins and ends compared to the centimeter markings on the reload. The cut lines are 28 mm, 43 mm and 58 mm respectively.

Thank you,

Jeff Schmitt
Director of Global Marketing, Endostapling

Covidien
555 Long Wharf Drive
New Haven, CT 06511
203.821.4854 office
203.216.0874 mobile

From: Grigosaitis, Andrius
Sent: Wednesday, March 26, 2014 9:18 AM
To: Schmitt, Jeffrey
Cc: Alar, Sandra; Ghoussoub, JP
Subject: Re: Endo GIA staple line length

Dear Jeffrey,

Thank you very much for your prompt reaction!

I am looking for the staple line length and grade of stainless steel used in knife blade for our legacy Endo GIA reloads (white, blue green); for both straight and articulating reloads of 30 and 45 mm linear length.

Thank you in advance for your support.

Pagarbiai / Kind regards,
Andrius Grigošaitis

Sent from my iPhone

On 2014 kov. 26, at 14:47, "Schmitt, Jeffrey" <Jeffrey.Schmitt@covidien.com> wrote:

1.1 p.d. Leidžiamas
daugkartinis instrumento
uždarymas ir atidarymas
prieš iššaukant

9. To open the jaws after firing, press and hold the UP control toggle until fully opened.

WARNING

The stapler can be stopped and opened by pressing the UP toggle button. However, failure to completely fire the reload will result in an incomplete cut and/or incomplete staple formation, which may result in poor hemostasis and/or leakage.

10. Once the device has completed firing and the jaws open, the status indicator frame and the reload functional status indicator on the display screen will indicate completed firing status and is no longer able to be fired (see Tables 12-15). Remove the instrument from the tissue.

PRECAUTION

After firing and removing the instrument from the tissue, always inspect the staple line and the surrounding site for hemostasis and/or leakage.

11. After removing the instrument from the tissue, center the articulation by either:

- Using the four-way ARTICULATION toggle control. The articulation will pause when it has been centered.
- Pressing and holding the UP control toggle for two seconds.

12. Remove the instrument from the body cavity; the reload will spring closed during removal. Alternatively, press and hold the CLOSE/FIRE toggle button to close the jaws before removing the instrument from the body cavity.

PRECAUTION

Do not attempt to insert or remove the instrument from the incision or trocar sleeve if the instrument is in the articulated position.

13. If additional firings are desired on the same patient, attach a new single-use reload or Tri-Staple™ 2.0 single-use cartridge when using the Signia™ loading units.

1.1 p.d. Automatinis
saugumo mechanizmas
neleidžia iššauti
panaudotos kasetės

PRECAUTION

When using the stapler more than once during a single surgical procedure, be sure to remove the empty stapling reload or cartridge and load a new one. A safety interlock prevents an empty single-use reload from being fired a second time. Do not attempt to override the safety interlock.

Center the reload and fully open the jaws before removing the reload to ensure efficient reload exchanges.

Troubleshooting

Firing Slows Down

The Signia™ stapler measures force when clamping and firing staples and will prevent the force from exceeding predetermined safety limits. As it enters three specially developed, predetermined force zones, the device will adjust its firing speed in each zone to optimize staple formation.

If the stapler slows down during firing before the lower clamp cover reaches the distal end, it is likely the firing force reached the force zone threshold and moved into the next force zone level and the device firing speed was slowed to optimize stapling performance (see Table 11).

Incomplete Firing

If the stapler stops firing before the lower clamp cover reaches the distal end, it is likely the firing force measured reached the upper design limit of the stapling reload. Carefully assess the tissue to determine whether to attempt to complete the firing.

PRECAUTION

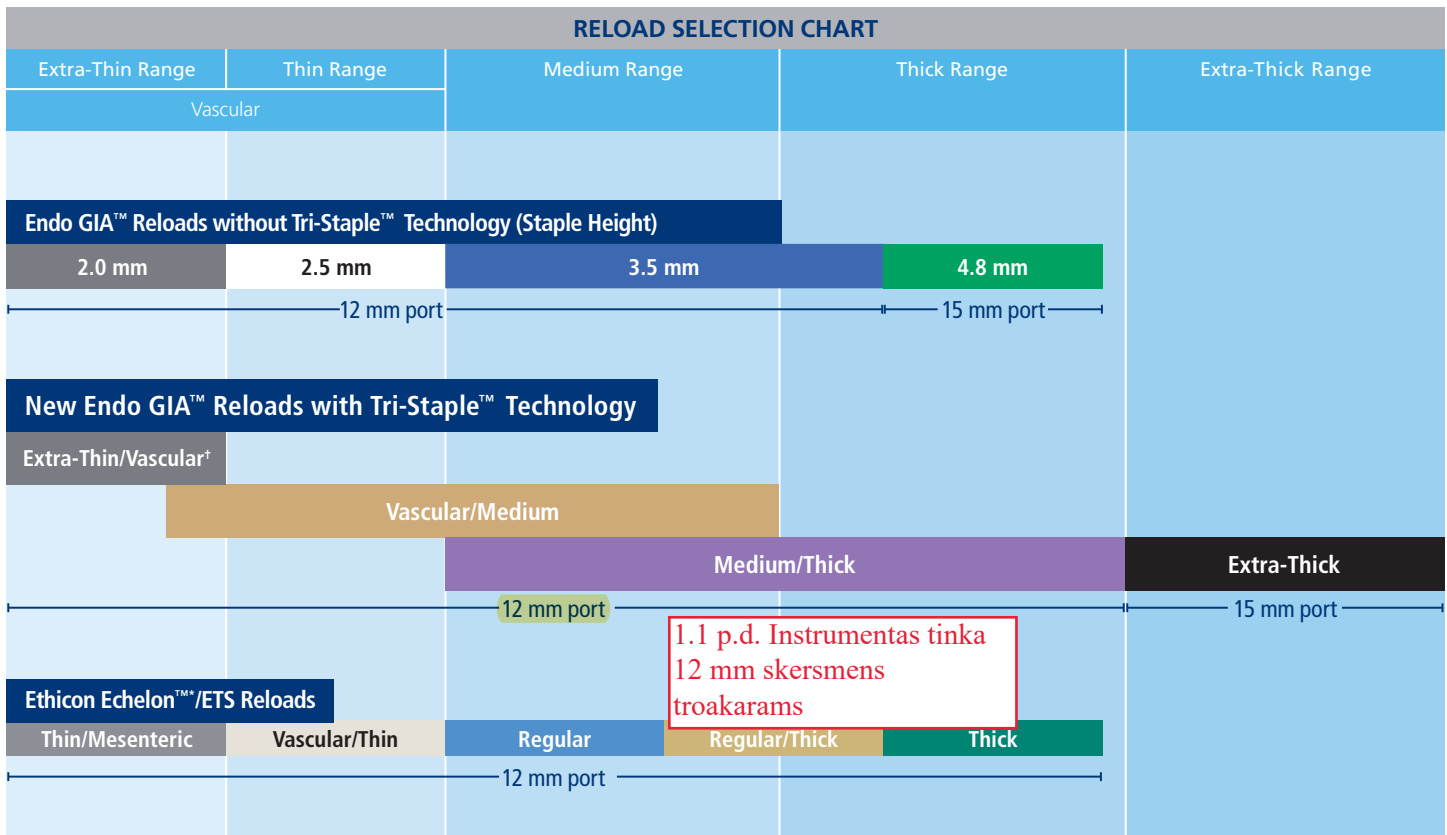
When dividing major vascular structures, adhere to the basic surgical principles of proximal and distal control.

If the stapler stops while firing:

1. Release the DOWN/FIRE button, and any other button or toggle that may be pressed.
2. Inspect the stapling reload for an obstruction, excessively thick tissue, or for completion of firing.

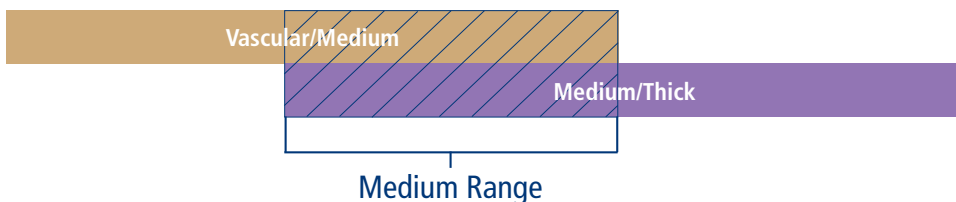
Staple Reload Selection

Broader Indicated Tissue Thickness Ranges



Endo GIA™ Reloads with Tri-Staple™ Technology – Reload Selection for Medium Tissue†

- Both tan and purple reloads with Tri-Staple™ technology are intended to be used on tissue described as “Medium”



- Tan reloads may show improved performance compared to Purple Reloads at the lower end of the medium range. The lower end of the “Medium Range” of tissue thickness may be within the upper end of the intended tissue thickness range for tan reloads. If a surgeon perceives the tissue to be thinner/medium, then a tan reload may be appropriate
- Endo GIA™ reloads with Tri-Staple™ technology show equivalent performance compared to Endo GIA™ Universal reloads at the lower end of their intended range of use and improved performance compared to Endo GIA™ Universal reloads at the higher end of their intended range of use

Endo GIA™ reloads with Tri-Staple™ technology and Endo GIA™ Ultra universal staplers



Endo GIA™ Ultra universal handle

45° of articulation, approved for 25 firings. Compatible with Tri-Staple™ technology and Endo GIA™ Ultra universal single use loading units (SULUs).

Order Code	Description	Box Qty
EGIAUSHORT	Endo GIA™ Ultra universal short stapler 6 cm shaft length	3
EGIAUSTND	Endo GIA™ Ultra universal standard stapler 16 cm shaft length	3
EGIAUXL	Endo GIA™ Ultra universal XL stapler 26 cm shaft length	3

Endo GIA™ loading units

The reload design with Tri-Staple™ technology, intended to be used over a wider range of tissue thicknesses. They are compatible with the Endo GIA™ Ultra and the standard Endo GIA™ stapling system.



1.3 p.d. siūlės
ilgis 45 mm

Order Code	Color Code	Description	Box Qty
EGIA30AV		Endo GIA™ 30 mm articulating vascular reload	6
EGIA30AVM		Endo GIA™ 30 mm articulating vascular/medium reloads With Tri-Staple™ technology	6
EGIA30AMT		Endo GIA™ 30 mm articulating medium/thick reloads With Tri-Staple™ technology	6
EGIA45AV		Endo GIA™ 45 mm articulating vascular reloads*	6
EGIA45AVM		Endo GIA™ 45 mm articulating vascular/medium reloads With Tri-Staple™ technology	6
EGIA45AMT		Endo GIA™ 45 mm articulating medium/thick reloads With Tri-Staple™ technology	6
EGIA45AXT		Endo GIA™ 45 mm articulating x-tra thick reloads With Tri-Staple™ technology	6
EGIA60AVM		Endo GIA™ 60 mm articulating vascular medium reloads With Tri-Staple™ technology	6
EGIA60AMT		Endo GIA™ 60 mm articulating medium/thick reloads With Tri-Staple™ technology	6

1.1 p.d.
Formuojamos
siūlės ilgis 45 mm

*Code EGIA30AV and EGIA45AV do not come with Tri-Staple™ technology, have a slimmer fixed anvil

Innovative Elements and Improved Features— Endo GIA™ Reloads with Tri-Staple™ Technology

3. VARIED-HEIGHT STAPLES

- Facilitates use over a broader range of tissue thicknesses
- Improves burst pressure due to reduced tissue compression stress on outer staple row compared with Endo GIA™ Universal reloads (per results from bench testing)
- Provides tighter staple closure on inner staple row closest to the cut line

Endo GIA™ Reloads w/
Tri-Staple™ Technology
Closed Staple Heights

1.3 pirkimo dalis. Uždarytų kabučių aukštis - intervale nuo 0,75 mm iki 1,25 mm, kasetė, užpildyta skirtingo aukščio kabutėmis

Small/Medium Reloads	OPEN	2.0mm (.079")	2.5mm (.098")	3.0mm (.118")
	CLOSED	0.75mm (.030")	1.0mm (.039")	1.25mm (.049")
	BACKSPAN	3.0mm (.118")	3.0mm (.118")	3.0mm (.118")
	WIRE DIAMETER	0.22mm (.0085")	0.22mm (.0085")	0.22mm (.0085")
Medium/Thick Purple Reloads	OPEN	3.0mm (.118")	3.5mm (.138")	4.0mm (.157")
	CLOSED	1.25mm (.049")	1.5mm (.059")	1.25mm (.049")
	BACKSPAN	3.0mm (.118")	3.0mm (.118")	3.0mm (.118")
	WIRE DIAMETER	0.22mm (.0085")	0.22mm (.0085")	0.24mm (.0094")
Extra-Thick Black Reloads	OPEN	4.0mm (.157")	4.5mm (.177")	5.0mm (.197")
	CLOSED	1.75mm (.069")	2.0mm (.079")	2.25mm (.089")
	BACKSPAN	3.0mm (.118")	3.0mm (.118")	3.0mm (.118")
	WIRE DIAMETER	0.24mm (.0094")	0.24mm (.0095")	0.24mm (.0096")

1.2 p.d. Uždarytų kabučių aukštis intervale nuo 1,25 mm iki 1,75 mm, kasetė, užpildyta skirtingo aukščio kabutėmis

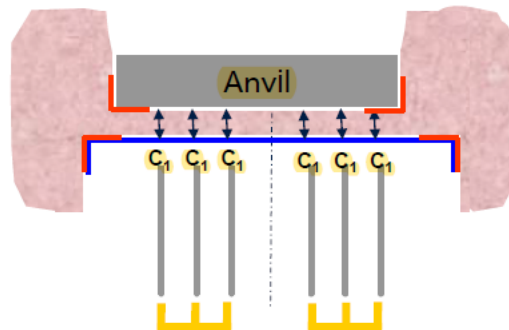
Medtronic

TECHNOLOGY

ADVANCED TISSUE COMPRESSION

Current Technology

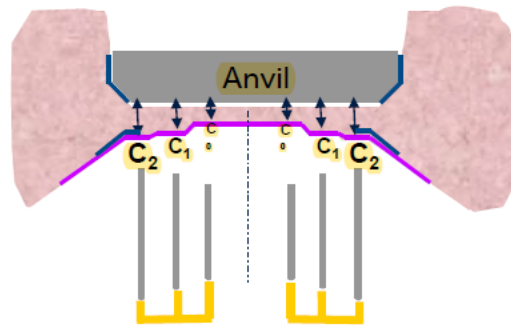
- Uniform staple heights
- Uniform compression to cut line
- High tissue stress along outer row



1.3 p.d. 6 kabučių eilės

Tri-Staple™ Technology

- Variable staple heights
- Gradated compression to cut line
- Lower tissue stress along outer row



Medtronic

1.1 p.d. Instrumentas sukabina audinius kabutėmis ir tuo pačiu pjauna audinius tarp kabučių eilių



Surgical Solutions Metallic Staple Composition

In response to inquiries concerning possible allergic reactions to the staples and clips in Surgical Solutions (formerly US Surgical and TycoHealthcare) devices, the following information applies.

The composition of Surgical Solutions titanium and stainless steel clips and staples is;

Titanium		Stainless Steel	
Nitrogen	0.03%	Carbon	0.03%
Carbon	0.10%	Chrome	16.0 – 18.0%
Hydrogen	0.015%	Nickel	10.0 – 14.0%
Iron	0.20%	Manganese	2.0%
Oxygen	0.18%	Silicon	1.0%
Titanium	Balance	Sulfur	0.03%
		Phosphorus	0.045%
		Molybdenum	2.0 – 3.0%
		Iron	Balance

The following devices apply stainless steel staples or clips;

1. Premium GIA 50 & 90 Single Use Loading Units,
2. PI Single Use Loading Units,
3. LDS15L Single Use Loading Unit,
4. Royal, Concord, SM, Signet, MultiFire Premium, DFS, and Appose Skin Staplers.

All other Surgical Solutions internal staplers and clip applicators (with the exception of absorbable polymer products and MIBB 45%titanium/55%nickel) apply titanium staples or clips with the above listed compositions.

1.2 ir 1.3 p.d. Kabutės pagamintos iš titano ir plieno mišinio.

Biocompatibility testing has been performed to a level appropriate for permanent implant on both titanium and stainless steel with no adverse effects noted, and there is a long history of safety and efficacy for both materials as implants.



Many of our devices contain stainless steel components that may have short term patient contact during a procedure. All of these components (such as anvils, jaws, shafts and blades) have been tested for short term contact indicative of use during a procedure.

Depending on the type of stainless steel used in these components, the nickel content may be up to 18% by weight.

If a patient presents concerns about metal allergies, the appropriate allergy screenings may be indicated. Please note that the above information does not, and that Surgical Solutions cannot, state, indicate, or imply that Surgical Solutions staples or clips will not induce some type of reaction in any particular patient.

We hope this information addresses your concerns.

Mike Ball Director, Biological Services

Surgical Solutions, Covidien



*Trademark. © 2008 United States Surgical, a division of Tyco Healthcare Group LP. All rights reserved.

Your use of this information is subject to [Terms of Use](#) and [Privacy Policy](#). Products Depicted: RX Only. The products and services depicted on this website may not be available outside of the United States.

2012



COVIDIEN

60 MIDDLETOWN AVE
NORTH HAVEN, CT
06473

508-261-8305 [T]
508-452-4208 [F]

ACCESS. MOBILITY. VERSATILITY.

A curved jaw ultrasonic dissector — without a cord



Freedom from cords¹:

- Improves movement, mobility,[‡] and safety² in any OR
- Makes it easier to pass the device during procedures^{1,†}
- Supports more natural movement compared to devices with cords^{1,§}

Single button dual-mode energy activation¹:

- Is designed to improve focus on the procedure with intuitive, single button energy activation^{1,Ω}
- Allows access to minimum and maximum energy modes so the surgeon's eyes can stay on the surgical field^{1,††}
- Facilitates versatility within procedures by providing two distinct energy modes^{1,†}

1.4 p.d. Pistoletas formos rankena su dvejopo galingumo aktyvacija - minimalaus ir maksimalaus

THE BENEFITS OF UNPLUGGING

Cordless vessel sealing and dissection in your procedures contributes to:

- Reduced tripping hazards
- Easier instrument exchanges^{1,†}
- Improved procedural focus^{1,8,†}
- More natural movement^{1,†}
- Improved freedom of movement and mobility^{1,‡}

"The innovative cordless design significantly enhances ease of use in the operating room with overall excellent effectiveness."

— Baker EH, et al. *Surgical Innovation*³

The tapered, curved jaw¹:

- Facilitates precise access to tissue planes^{1,‡}
- Enables visualization of target structures^{1,Ω}
- Allows the surgeon to hug or follow curved anatomical structures^{1,††}
- Provides access in tight spaces^{1,Ω}

[†] 32 out of 33 surgeons surveyed after use agreed.

[‡] 29 out of 33 surgeons surveyed after use agreed.

[§] 30 out of 33 surgeons surveyed after use agreed.

^Ω 33 out of 33 surgeons surveyed after use agreed.

^{††} 31 out of 32 surgeons surveyed after use agreed.


NEXT-GEN DESIGN. NEXT-GEN CONVENIENCE.



Sonicision™ Reusable Battery Pack (SCBA)



Sonicision™ Reusable Generator (SCGAA)



Sonicision™ Reusable Sterilization Tray (SCSTA)



An autowashable, autoclavable generator and nonsterile battery:

- Streamlines cleaning and sterilization†
- Reduces special handling of system components†
- Allows for use in more procedures before replacements are needed thanks to an increased overall useful life of the battery and generator^{6,9}
- Provides a wide variety of sterile barrier / steam sterilization cycle combinations to accommodate hospital needs⁵

An intuitive, easy to use‡ battery charger:

- Makes it easy to interpret battery charge status‡ and battery end of life indications^{8,5}
- Enables efficient battery usage management^{8,7}



† Compared to the first-generation Sonicision™ system.

‡ 28 out of 28 nurses surveyed after use agreed.

§ 27 out of 28 nurses surveyed after use agreed.

COMPETITIVE COMPARISON


Sonicision™ curved jaw device vs. Harmonic ACE™+7

Freedom of movement ^{1,8}	■
Ease of assembly ⁸	■
Acute hemostasis ^{12,†}	■
7 mm sealing indication	■
Thermal spread ¹²	■
Max jaw temperature ultrasonic jaw ^{13,‡}	■
Max jaw temperature nonactive, movable jaw ^{13,‡}	■
Max shaft temperature ¹³	■
Jaw cool down time, ultrasonic jaw ^{13,‡}	■
Jaw cool down time nonactive, movable jaw ^{13,‡}	■
Dissection speed ^{13,‡}	■
Activation time using advanced hemostasis mode ^{13,§,††}	17,7 seconds

- Sonicision™ curved jaw device outperforms the Harmonic Ace™+7 device.
- No difference found between devices.
- The Sonicision™ curved jaw device is indicated differently, and coagulates isolated vasculature up to and including 5 mm in diameter.

1.4 p.d. Instrumentas tinka imtinai iki 5 mm skersmens kraujagyslių koaguliacijai

† Testing performed across indicated vasculature in an acute porcine model.
‡ Measured across multiple activations on bench porcine mesentery.
§ Average of single activations.
Ω Active blade measured at the tip and the base.
†† Average of single activations on bench porcine mesentery.



Jaw Comparison

Device	Width at Tip of Active Blade	Width at Base of Active Blade	Length of Active Blade
Sonicision™ Curved Jaw Device	0,8 mm	1,7 mm	14,5 mm
Harmonic ACE™+7	1,1 mm	2,2 mm	15,3 mm

The Sonicision™ curved jaw device features a thinner active blade than the Harmonic ACE™+7 device.^{10,Ω} The device's jaw profile enables access in tight spaces while the jaw taper provides precise access to tissue planes and allows controlled dissection.¹

Sonicision™ curved jaw device



Harmonic ACE™+7



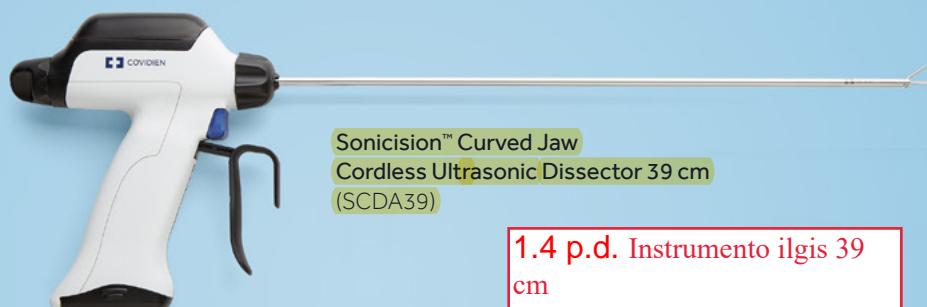
FOUR SIZES. ZERO CORDS. MANY APPLICATIONS.



Sonicision™ Curved Jaw
Ultrasonic Dissector 13 cm
(SCDA13)

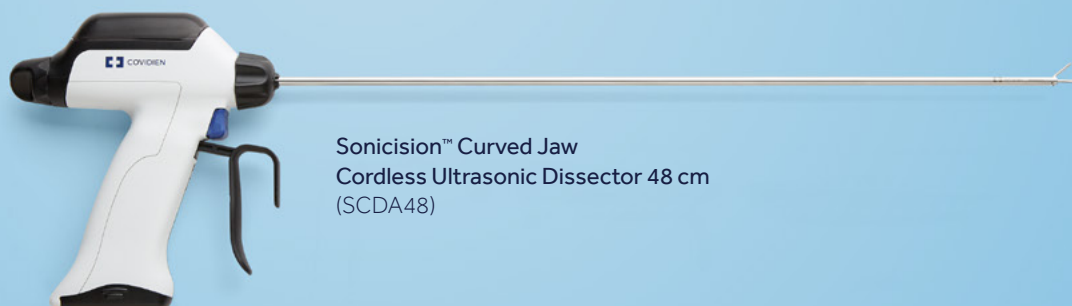


Sonicision™ Curved Jaw
Cordless Ultrasonic Dissector 26 cm
(SCDA26)



Sonicision™ Curved Jaw
Cordless Ultrasonic Dissector 39 cm
(SCDA39)

1.4 p.d. Instrumento ilgis 39
cm



Sonicision™ Curved Jaw
Cordless Ultrasonic Dissector 48 cm
(SCDA48)

Our Sonicision™
curved jaw
cordless ultrasonic
portfolio can meet
most of your
procedural needs.





A CLEAR VISION OF THE FUTURE.

Advantages of the Universal Cannula

1.6 p.d. Pagaminta iš skaidraus, permatomo plastiko. Su stabilumą užtikrinančiu sriegiu išorėje. Galvutė kūgio formos, išardoma, su vožtuvu

Funneled entry, enhanced seal allows smooth instrument exchange¹

Advanced fixation ribs to securely keep cannula from moving during surgical procedure

Beveled cannula edge

Seal converter release button for easy specimen removal / introduce needles

Clear cannula designed to increase visualization

Increased inner diameter to accommodate standard 12 mm laparoscopic instruments

Low profile seal housing for maneuverability in tight spaces

Low profile two-way stopcock for controlled insufflation and desufflation


One cannula that accommodates any 5 mm VersaOne™ access system obturator

1. Based on internal test report# 2143-123. Applies to Medtronic 12 mm trocars, when compared to the VersaPort™ Bladeless 12 mm trocar. March 2013.



VERSAONE™ OPTICAL TROCAR

Advantages of the Optical Trocar



1. Based on internal test report#2143-114, Applies to Medtronic 12 mm trocars, when compared to Applied Kii™* (12 mm trocar, Z-thread cannula). March 2013.



1.5 p.d. Trokaras 12 mm skersmens, 100 mm ilgio. Su stabilumą užtikrinančiu sriegiu (arba žiedais) išorėje

VersaOne™ Optical Trocars

ORDER CODE	DESCRIPTION	SIZE	LENGTH	UNITS/BOX
ONB5STF	VersaOne™ Optical Trocar with Fixation Cannula	5 mm	100 mm	6
ONB5SHF	VersaOne™ Optical Trocar with Fixation Cannula	5 mm	70 mm	6
ONB5LGF	VersaOne™ Optical Trocar with Fixation Cannula	5 mm	150 mm	6
ONB5STF2C	VersaOne™ Optical Trocar with an Extra Standard Fixation Cannula	5 mm	100 mm	6
ONB11STF	VersaOne™ Optical Trocar with Fixation Cannula	5 – 11 mm	100 mm	6
ONB11LGF	VersaOne™ Optical Trocar with Fixation Cannula	5 – 11 mm	150 mm	6
ONB12STF	VersaOne™ Optical Trocar with Fixation Cannula	5 – 12 mm	100 mm	6
ONB12STS	VersaOne™ Optical Trocar with Smooth Cannula	5 – 12 mm	100 mm	6
ONB12SHF	VersaOne™ Optical Trocar with Fixation Cannula	5 – 12 mm	70 mm	6
ONB12LGF	VersaOne™ Optical Trocar with Fixation Cannula	5 – 12 mm	150 mm	6
ONB15STF	VersaOne™ Optical Trocar with Fixation Cannula	5 – 15 mm	100 mm	6

1.5 p.d. Praleidžia instrumentus nuo 5 mm iki 12 mm skersmens imtinai



UNIVERSAL CANNULAS

VersaOne™ Universal Cannula



1.6 p.d. Troakaro
kaniulė 12 mm
skersmens, 100mm
ilgio


ORDER CODE	DESCRIPTION	SIZE	LENGTH	UNITS/BOX
UNVCA5STF	VersaOne™ Universal Fixation Cannula	5 mm	100 mm	6
UNVCA5SHF	VersaOne™ Universal Fixation Cannula	5 mm	150 mm	6
UNVCA5LGF	VersaOne™ Universal Fixation Cannula	5 mm	150 mm	6
UNVCA11STF	VersaOne™ Universal Fixation Cannula	5 – 11 mm	100 mm	6
UNVCA12STF	VersaOne™ Universal Fixation Cannula	5 – 12 mm	100 mm	6
UNVCA12STS	VersaOne™ Universal Smooth Cannula	5 – 12 mm	100 mm	6
UNVCA12LGF	VersaOne™ Universal Fixation Cannula	5 – 12 mm	150 mm	6

1.6 p.d. Praleidžia
imtinai nuo 5 mm
iki 12 mm
skersmens
instrumentus


STAPLING SOLUTIONS

Product Reference


Endo GIA™ Ultra Universal Handle

MEDTRONIC				ETHICON	
Length	Device	Reorder Code	Reloads	EES Length	EES Product Code
Short		EGIAUSHORT	25	Short	SC45A & SC60A
Standard		EGIAUSTND	25	Standard	EC45A & EC60A
XL		EGIAUXL	25	XL	EC45AL & Long60A

iDrive™ Ultra Powered Stapling Handle


MEDTRONIC					ETHICON	
Length	Device	Reorder Code	# Procedures	Max. Firings	EES Length	EES Product Code
--		IDRVULTRA1	50	300	Short	PCEE45A & PCEE60A
--		IDRVULTRA2	100	900		
Standard		EGIAADAPT	50	300	Standard	PSEE45A & PSEE60A
XL		EGIAADAPTXL	50	300	XL	PLEE45A & PLEE60A

Signia™ Stapling System








MEDTRONIC				ETHICON	
Length	Device	Reorder Code	# Procedures	EES Length	EES Product Code
--		SIGPHANDLE	200	--	--
Short		SIGADAPTSHORT†	20	Short	PCEE45A & PCEE60A
Standard		SIGADAPTSTND	20	Standard	PSEE45A & PSEE60A
Long		SIGADAPTXL	20	XL	PLEE45A & PLEE60A

1.1 p.d. Daugartinės rankenos naudojimo resursas 200 operacijų

Signia™ Loading Units

MEDTRONIC				ETHICON	
Standard Reload		Reorder Code	Max. Firings	EES Length	EES Product Code
45 mm		SIGLU45A	12	45 mm	PCEE45A PSEE45A PLEE45A
60 mm		SIGLU60A	12	60 mm	PLEE60A PCEE60A PSEE60A

Tri-Staple™ 2.0 Cartridges

MEDTRONIC						ETHICON	
		Reorder Code	Color Code	Staple Heights	Tissue Type	EES Product Code	EES Reload Color
45 mm		SIGC45VM	Tan	2 mm, 2.5 mm, 3 mm	Vascular/Medium	GST45W/ECR45W	White
		SIGC45MT	Purple	3 mm, 3.5 mm, 4 mm	Medium/Thick	GST45B/ECR45B	Blue
						GST45D/ECR45D	Gold
						GST45G/ECR45G	Green
		SIGC45VT*	White	2.5 mm, 2.5 mm, 2.5 mm	Vascular	GST45W/ECR45W	White
60 mm		SIGC45V*	Gray	2 mm, 2 mm, 2 mm	Vascular	ECR45M	Gray
		SIGC60VM	Tan	2 mm, 2.5 mm, 3 mm	Vascular/Medium	GST60W/ECR60W	White
		SIGC60MT	Purple	3 mm, 3.5 mm, 4 mm	Medium/Thick	GST60B/ECR60B	Blue
						GST60B/ECR60D	Gold
						GST60G/ECR60G	Green
		SIGC60VT*	White	2.5 mm, 2.5 mm, 2.5 mm	Vascular	GST60W/ECR60W	White
		SIGC60V*	Gray	2 mm, 2 mm, 2 mm	Vascular	ECR60M	Gray

†Coming soon. Not currently available for sale.
*While offering a slimmer fixed anvil, reloads is a vascular reload that does not come with Tri-Staple™ technology.
© 2017 Medtronic. All rights reserved. Medtronic, Medtronic logo and Further, Together are trademarks of Medtronic.
™** Third party brands are trademarks of their respective owners. All other brands are trademarks of a Medtronic company.
03/2017-US150591(1)B-[WF# 1563805]