

Product list

Your trusted partner in diagnostics



On track to achieve
IVDR certification.

Products

DIAGNOSTICS WITH PASSION




sifin diagnostics gmbh

Berliner Allee 317-321
13088 Berlin, Germany

Phone: +49 30 700 144-0
Telefax: +49 30 700 144-30
E-Mail: info@sifin.de

www.sifin.de

Contents



Miscellaneous

Contact	2	Certificate DIN EN ISO 9001	71
Company profile	3	Certificate DIN EN ISO 13485	72
Order blank	4	Certificate DIN EN ISO/IEC 17025	73
Index	65	Distributors	74

Blood Grouping Serology

Bedside cards for identity proof	6	Contract manufacturing monoclonal antibodies	49
Antigen determination of the ABO system	6	Detection of human IgM antibodies	50
Antigen determination of the Rh system	6	Anti-Mistletoe lectins	50
Detection of additional blood grouping antigens	7	Shigatoxin (Verotoxin) specific monoclonal antibodies	50
Anti-Human Globulin (Coombs)	7	Salmonella specific antibodies	50
Enzymes	7	Contract manufacturing antibodies	52
Kits for PK7200® and PK7300®	8	Process flow	53
Test reagents for PK7200® and PK7300®	9		
Monoclonal antibodies	10		

Bacteriological Test Reagents

Salmonella diagnostics	12
Examples of Salmonella Serotyping	19
Shigella diagnostics	20
Yersinia diagnostics	22
Coli diagnostics	23

Culture Media

Dehydrated culture media	28
Supplements	42
Additives	44
Detection reagents	44
Ready-to-use culture media	45
Ready-to-use culture media for the beverage industry	45
Base materials	46

Immunoassays

Detection of rabies virus	47
---------------------------------	----

Monoclonal Antibodies

Contract manufacturing monoclonal antibodies	49
Detection of human IgM antibodies	50
Anti-Mistletoe lectins	50
Shigatoxin (Verotoxin) specific monoclonal antibodies	50
Salmonella specific antibodies	50
Contract manufacturing antibodies	52
Process flow	53

Contract Manufacturing

Contract manufacturing culture media, bacteriological test reagents	55
---	----

MICRONAUT System

MICRONAUT antimicrobial susceptibility test (AST)	58
Customer defined plates	58
Standard plates for clinical laboratories	58
Standard plates for veterinary laboratories	60
Standard plates for antifungal susceptibility testing of yeasts	60
MICRONAUT MIC Strips	60
Special plates for interlaboratory comparison	61
MICRONAUT reagents	61
MICRONAUT media	62
MICRONAUT software	63
Instruments	63
Consumables and equipment	64

Your contact with sifin

You may reach us personally German time

Monday - Thursday

7:30 am to 4:15 pm

Friday

7:30 am to 3:00 pm

Head office

Telephone: +49 30 700 144-0

Telefax: +49 30 700 144-30

Export department

Uwe Stoehr

Telephone: +49 30 700 144-285

Telefax: +49 30 700 144-30

E-Mail: u.stoehr@sifin.de

Ronald Rasche

Telephone: +49 30 700 144-222

Telefax: +49 30 700 144-30

E-Mail: r.rasche@sifin.de

Mario Konojacki

Telephone: +49 30 700 144-283

Telefax: +49 30 700 144-30

E-Mail: m.konojacki@sifin.de

Johannes Peine

Telephone: +49 30 700 144-235

Telefax: +49 30 700 144-30

E-Mail: j.peine@sifin.de

Acceptance of order

Telephone: +49 30 700 144-222 or
+49 30 700 144-283

Telefax: +49 30 700 144-30

E-Mail: info@sifin.de



Company Profile

DIAGNOSTICS WITH PASSION



Your Trusted Partner in Diagnostics

sifin diagnostics gmbh has emerged from the former 'Staatliches Institut für Immunpräparate und Nährmedien' of the GDR. Thanks to investments by a German family of entrepreneurs in 1992, the diagnostics division (microbiology and blood grouping serology) survived after the reunification.

Since then, sifin diagnostics gmbh has recorded constant growth. The number of employees and turnover have tripled, and today the company, which is still in family ownership, has an established

position in the diagnostics industry. In the past few years, especially the export activities have been strengthened and could be intensively developed in the key markets of Europe and Asia.

sifin diagnostics gmbh offers more than 600 standard products in the area of microbiology and immunology. Beside this we are proud of our flexibility in special requests. We thus provide culture media according to your formulation, or we take care of your cell line. Our monoclonal antibodies may be supplied in your required format as ready-to-use or concentrate in bulk volumes.

The company has an excellent reputation thanks to its great flexibility and reliability in the fulfilment of specific customer requests. sifin diagnostics gmbh is a trusted supplier and competent contact for many companies all over the world.

Order Blank



Telefax +49 30 700 144-30

sifin diagnostics gmbh

Berliner Allee 317-321
13088 Berlin, Germany

Phone: +49 30 700 144-0
Telefax: +49 30 700 144-30
E-Mail: info@sifin.de

Customer no. _____

Name _____

Art. No.	Quantity	Product

Invoice address

Company / Department _____

Contact _____

Address _____

Zip, city / State _____

Telephone _____

Telefax _____

E-Mail _____

Delivery address

Company / Department _____

Contact _____

Address _____

Zip, city / State _____

Telephone _____

Telefax _____

E-Mail _____

☒ I order the items as mentioned above.

Date _____

Signature _____



Blood Grouping Serology

DIAGNOSTICS WITH PASSION



Blood grouping for every format

Our experience in development and production of monoclonal antibodies for blood grouping has a long history. For more than 30 years we have been working with monoclonal antibodies for blood grouping.

Our products are available in different ready-to-use formats: dropper bottle for routine diagnostics, bedside cards for confirmation tests or reagents for PK® instruments.

To IVD companies we offer our monoclonal antibodies in high concentration or ready-to-use in bulk.

Our portfolio comprises:

- Bedside cards
- Ready-to-use reagents
- Ready-to-use reagents as bulk and concentrates
- Ready-to-use test reagents for blood grouping on PK7200® and PK7300®

- Optimised management of your cell line and reliable production of antibodies in high concentrations
- Monoclonal antibodies in high concentration or ready-to-use in bulk

TAILORED
PRODUCTS



Blood Grouping Serology

Bedside cards for identity proof

Ready-to-use twin-cards Serafol® AB0 and Serafol® AB0+D are used for an identity check immediately prior to a blood transfusion (bedside test). The test is the confirmation of earlier ABO and D blood typing of the recipient and ensures the compatibility of blood types of the recipient and the blood to be transfused. Thus, possible mismatches can be detected. Cards are coated with dried monoclonal reagents. The test principle is a hemagglutination test for the detection of the respective red cell antigens. ABO blood types and the rhesus characteristic D are defined by the presence or absence of the antigens A, B, and D on red cells. If such antigens are present on the red cells, they will be agglutinated by the corresponding antibodies (positive reaction).

Art. No.	Product	Description	Packing
BG1721	Serafol® AB0	for 10 double determinations or 20 single determinations 1 kit contains 1 twin card, 2 cover foils and 2 mixing sticks.	10 x 1 kit
BG1722		for 50 double determination or 100 single determination clone: A003, B005	50 cards
BG1723	Serafol® AB0+D	for 50 double determinations or 100 single determinations clone: A003, B005, BS226	50 cards
BG1712	Sticks	used to stir each bedside card's reaction field until the reagents are completely dissolved	100 sticks
BG1713	Self-adhesive foil cover	for documentation, the bedside card can be covered by a self-adhesive foil cover	100 foils

Antigen determination of the ABO system

Art. No.	Product	Description	Packing
BG1101	Anti-A	clone: sifin A-11H5	10 ml
BG1111	Anti-B	clone: sifin B-6F9	10 ml
BG1131	Anti-AB	clone: sifin A-5E10, sifin B-2D7	10 ml
BG1202	Anti-A₁, lectin	Extract from seeds of <i>Dolichos biflorus</i>	5 ml
BG1212	Anti-H, lectin	Extract from seeds of <i>Laburnum alpinum</i>	5 ml

Antigen determination of the Rh system

Art. No.	Product	Description	Packing
BG1315	Anti-D (IgM)	clone: BS225	10 ml
BG1354	Anti-C	clone: MS-24, P3X25513G8	5 ml
BG1364	Anti-c	clone: MS-33	5 ml
BG1334	Anti-E	clone: MS-258, 906	5 ml
BG1344	Anti-e	clone: MS-16, MS-21, MS-63	5 ml
BG1371	Anti-C^w	clone: MS-110	5 ml

Detection of additional blood grouping antigens

Art. No.	Product	Description	Packing
BG1412	Anti-K (Kell)	clone: MS-56	5 ml
BG1421	Anti-k (cellano)	for the anti human globulin test	2 ml
BG3005	Anti-M	clone: LM110, 140	2 ml
BG3006-01	Anti-N	clone: 20H12,MN879	5 ml
BG1471-01	Anti-P1	clone: 650	5 ml

Further antibodies for the detection of blood grouping antigens are available on request. Please feel free to contact us.

Anti-Human Globulin (Coombs)

Art. No.	Product	Description	Packing
BG1510	Anti-Human Globulin, polyspecific, dyed	Globulin is used to detect in vivo sensitization of red blood cells in the direct antiglobulin test or to determine blood group antigens and antibodies, respectively (antibody detection test, cross matching) in the indirect antiglobulin test.	10 ml

Enzymes

Art. No.	Product	Description	Packing
BG1613	Bromelin-RL	Enzyme solution is used for the detection of incomplete antibodies to blood group antigens or for the determination of blood group antigens by the one-stage enzyme test. It causes increased agglutination especially in the Rhesus, Kidd, Lewis, Vel, P and ABO systems. It may be used in the compatibility test (cross matching) and in the antibody detection test. Bromelin-RL is also useful in detection of very weak alloagglutinins when determining the ABO blood group.	10 ml

Blood-Group Determination on the automated Analyser PK7200[®] and PK7300[®]

Kits for the automated analyser PK7200[®] and PK7300[®]

Art. No.	Product	Description	Packing
BG2000	Kit ABO+D	for 2000 tests Test Reagent Anti-A, clone: A003 Test Reagent Anti-B, clone: B005 Test Reagent Anti-AB, clone: BS63, BS85 Test Reagent Anti-D(1), clone: BS226 Test Reagent Anti-D(2), clone: BS232 Negative control	6 x 50 ml
BG2100	Kit 1 Rh+K	for 2000 tests Test Reagent Anti-C(1), clone: MS-24 Test Reagent Anti-c(1), clone: MS-33 Test Reagent Anti-E(1), clone: MS-258, 906 Test Reagent Anti-e(1), clone: MS-16, MS-21, MS-63 Test Reagent Anti-K(1), clone: MS-56 Negative control	6 x 50 ml
BG2200	Kit 2 Rh+K	for 2000 tests Test Reagent Anti-C(2), clone: MS-273 Test Reagent Anti-c(2), clone: MS-35 Test Reagent Anti-E(2), clone: MS-260, MS-12 Test Reagent-e(2), clone: MS-62, MS-69 Test Reagent Anti-K(2), clone: 601 Negative control	6 x 50 ml

Test reagents of Kit AB0+D for the automated analyser PK7200® and PK7300®

Art. No.	Product	Description	Packing
BG2010	Test Reagent Anti-A	clone: A003	6 x 50 ml
BG2020	Test Reagent Anti-B	clone: B005	6 x 50 ml
BG2030	Test Reagent Anti-AB	clone: BS63, BS85	6 x 50 ml
BG2040	Test Reagent Anti-D(1)	clone: BS226	6 x 50 ml
BG2050	Test Reagent Anti-D(2)	clone: BS232	6 x 50 ml

Test reagents of Kit 1 Rh+K for the automated analyser PK7200® and PK7300®

Art. No.	Product	Description	Packing
BG2110	Test Reagent Anti-C(1)	clone: MS-24	6 x 50 ml
BG2120	Test Reagent Anti-c(1)	clone: MS-33	6 x 50 ml
BG2130	Test Reagent Anti-E(1)	clone: MS-258, 906	6 x 50 ml
BG2140	Test Reagent Anti-e(1)	clone: MS-16, MS-21, MS-63	6 x 50 ml
BG2150	Test Reagent Anti-K(1)	clone: MS-56	6 x 50 ml

Test reagents of Kit 2 Rh+K for the automated analyser PK7200® and PK7300®

Art. No.	Product	Description	Packing
BG2210	Test Reagent Anti-C(2)	clone: MS-273	6 x 50 ml
BG2220	Test Reagent Anti-c(2)	clone: MS-35	6 x 50 ml
BG2230	Test Reagent Anti-E(2)	clone: MS-260, MS-12	6 x 50 ml
BG2240	Test Reagent Anti-e(2)	clone: MS-62, MS-69	6 x 50 ml
BG2250	Test Reagent Anti-K(2)	clone: 601	6 x 50 ml

Further test reagents for the automated analyser PK7200® and PK7300®

Art. No.	Product	Content
BG2410	Negative control	6 x 50 ml

Monoclonal Antibodies for Blood Grouping

Monoclonal antibodies available as concentrates and bulk

MAB	Clone	Properties	Isotype
Anti-A	A-11H5	Murine monoclonal antibody strongly reacts with red blood cells of the blood groups A ₁ , A ₂ , A ₁ B and A ₂ B. Agglutinates A ₃ red blood cells (mixed field agglutination), reaction with A _x red blood cells usually positive.	IgM
Anti-A	A-5E10	Murine monoclonal antibody strongly reacts with red blood cells of the blood groups A ₁ , A ₂ , A ₁ B and A ₂ B. Agglutinates A ₃ red blood cells (mixed field agglutination), reaction with A _x red blood cells usually positive.	IgM
Anti-B	B-6F9	Murine monoclonal antibody strongly reacts with red blood cells of the blood groups B, A ₁ B and A ₂ B. Does not react with „acquired“ B.	IgM
Anti-B	B-2D7	Murine monoclonal antibody strongly reacts with red blood cells of the blood groups B, A ₁ B and A ₂ B. Does not react with „acquired“ B.	IgM
Anti-D	BS225	Human monoclonal antibody strongly reacts with red blood cells with normally expressed D antigen. Weak D red blood cells are agglutinated subject to the antigen density. Category VI is not detected among the partial D antigens.	IgM
Anti-D	NaTH119	Human monoclonal antibody strongly reacts with red blood cells with normally expressed D antigen. Weak D red blood cells (types 1-4) are agglutinated subject to the antigen density. Categories IV and VI are not detected among the partial D antigens.	IgM
Anti-D	LOR-15C9	Human monoclonal antibody strongly reacts with red blood cells with normally expressed D antigen. Weak D red blood cells (types 1-3) are agglutinated subject to the antigen density. Categories II, III, Va, VI and VII are agglutinated among the partial D antigens.	IgG
Anti-H	A-46/B/B-10	Murine monoclonal antibody strongly reacts with red blood cells of the blood groups O, A ₂ and A ₂ B positive; with A ₁ and A ₁ B weak positive or negative.	IgM
Anti-M	M-11H2	Murine monoclonal antibody specifically agglutinates red blood cells with M antigen.	IgG ₁
Anti-N	N-20H12	Murine monoclonal antibody specifically agglutinates red blood cells with N antigen after correction of pH to 8.6 - 8.9.	IgG _{2b}
Anti-C3d	BGRL 11	Murine monoclonal antibody strongly reacts with humane C3d. Bulk for use in AHG reagents.	IgM

Bacteriological Test Reagents

DIAGNOSTICS WITH PASSION



Are you looking for the serological confirmation of suspicious colonies?

sifin diagnostics gmbh offers a comprehensive line of specific test reagents for serotyping in clinical and veterinary diagnostics. Our tests are based on monoclonal antibodies. This leads to a strong and specific

agglutination without cross reaction.

All our antibodies have been developed in-house and are manufactured in our company. Our products are offered as ready-to-use reagents in dropper bottles or as bulk to IVD companies.

Our portfolio comprises:

- Salmonella Diagnostics
- Shigella Diagnostics
- Yersinia Diagnostics
- Coli Diagnostics



Salmonella Diagnostics

Test reagents for screening

For the slide agglutination test using polyvalent, group and monospecific test reagents, start with a subculture of the suspect colony or colonies, preferably on non-selective culture medium such as Nutrient Agar, Blood Agar or Kligler Agar.

Before starting the serotyping, it is necessary to confirm biochemically that the isolate belongs to the *Salmonella* genus. For this purpose, alternative procedures (e.g. MALDI mass spectroscopy: MALDI-TOF) can also be used, presuming that the suitability of the procedure has been verified.

Art. No.	Product	Description	Liquid Lyo.	Packing
TR1101	Anti-Salmonella (A - 67 + Vi), omnivalent	Used for initial testing of suspicious colonies to detect the presence of bacteria of the <i>Salmonella</i> genus.	liquid	1 ml
TR1101-01			liquid	5 ml
TR1111	Anti-Salmonella I (A - E + Vi)	Agglutinates salmonellae of the groups O:2 (A) to O:1,3,19 (E ₄) and Vi.	liquid	1 ml
TR1111-01			liquid	5 ml
TR1121	Anti-Salmonella II (F - 67)	Agglutinates salmonellae of the groups O:11 (F) to O:67.	lyophilised	1 ml
TR1121-01			lyophilised	5 ml
TR1141	Anti-Salmonella Poly-H Phase 1 & 2	Contains antibodies covering H-antigens or complexes: a, b, c, d, E, G, i, k, L, r, y, Z, Z ₄ , Z ₆ , Z ₁₀ , Z ₂₉ , Z ₃₅ , Z ₃₈ , Z ₄₁ , H:1.	liquid	1 ml
TR1141-01			liquid	5 ml

O-Group Pool test reagents

First carry out the test with Anti-Salmonella OMA and Anti-Salmonella OMB: Approx. 98 % of *Salmonella* can be assigned. If the strain does not agglutinate, it is recommended to test this strain with Anti-Salmonella Vi. If this reaction is also negative the strain must be agglutinated with Anti-Salmonella OMC, Anti-Salmonella OMD, Anti-Salmonella OME, Anti-Salmonella OMF and Anti-Salmonella OMG.

Art. No.	Product	Description	Liquid Lyo.	Packing
TR1151	Anti-Salmonella OMA	(A, B, D, E, L)	liquid	1 ml
TR1151-01			liquid	3 ml
TR1161	Anti-Salmonella OMB	(C, F, G, H)	liquid	1 ml
TR1161-01			liquid	3 ml
TR1170	Anti-Salmonella OMC	(I, J, K, M, N, O, P)	liquid	1 ml
TR1171	Anti-Salmonella OMD	(Q, R, S, T, U, V, W)	liquid	1 ml
TR1172	Anti-Salmonella OME	(X, Y, Z, 51, 52, 53)	liquid	1 ml
TR1173	Anti-Salmonella OMF	(54, 55, 56, 57, 58, 59)	liquid	1 ml
TR1174	Anti-Salmonella OMG	(60, 61, 62, 63, 65, 66, 67)	liquid	1 ml
TR1316	Anti-Salmonella Vi		liquid	1 ml

H-Phase Pool test reagents

The test, using Anti-Salmonella HMA, Anti-Salmonella HMB or Anti-Salmonella HMC, enables the identification of the most common H-antigens or H-antigen complexes of *Salmonella* strains. Furthermore the presence of the antigen complex H:1 should be tested by Anti-Salmonella H:1 (TR 1437, TR 5437).

Art. No.	Product	Description	Liquid Lyo.	Packing
TR1181	Anti-Salmonella HMA	(a, b, c, d, i, z ₁₀ , z ₂₉)	liquid	1 ml
TR1181-01			liquid	3 ml
TR1183	Anti-Salmonella HMB	(E, G)	liquid	1 ml
TR1183-01			liquid	3 ml
TR1185	Anti-Salmonella HMC	(k, y, z, L, Z ₄ , r)	liquid	1 ml
TR1185-01			liquid	3 ml

Group specific test reagents Anti-Salmonella

Mixtures of monoclonal antibodies of the corresponding specificities in the form of cell culture supernatants. To determine the serogroup of *Salmonella* spp. that agglutinate with the omnivalent test reagent and/or the polyspecific test reagent Anti-Salmonella I.

They agglutinate exclusively *Salmonella* spp. of the declared serogroup. According to the frequency of the reported serovars, the group-specific test reagents should be used in the following order:

1. Anti-Salmonella group D
2. Anti-Salmonella group B
3. Anti-Salmonella group C
4. Anti-Salmonella group E
5. Anti-Salmonella O:2 corresponds to Anti-Salmonella group A

Art. No.	Product	Description	Liquid Lyo.	Packing
TR1201	Anti-Salmonella Group B	Records all antigen combinations of group O:4 (B).	liquid	1 ml
TR1201-01			liquid	5 ml
TR1202	Anti-Salmonella Group C	Records all strains of group O:7 (C ₁) and O:8 (C ₂ -C ₃).	liquid	1 ml
TR1203	Anti-Salmonella Group D	Records all strains of group O:9 (D ₁), O:9,46 (D ₂) and O:9,46,27 (D ₃).	liquid	1 ml
TR1203-01			liquid	5 ml
TR1204	Anti-Salmonella Group E (O:3 complex)	Records all strains of group O:3,10; O:3,15; O:3,15,34 (E ₁) and O:1,3,19 (E ₄).	liquid	1 ml

Salmonella Diagnostics

Monospecific test reagents Anti-Salmonella O

For use in identifying specific O-antigens or Vi-antigen. The test reagents for specificities that are needed less often are lyophilised (freeze-dried).

Art. No.	Product	Description	Liquid Lyo.	Packing
TR1301	Anti-Salmonella O:2	group A	liquid	1 ml
TR1302	Anti-Salmonella O:4	group B	liquid	1 ml
TR1302-01			liquid	5 ml
TR1303	Anti-Salmonella O:5	group B	liquid	1 ml
TR1303-01			liquid	5 ml
TR1304	Anti-Salmonella O:6₁	group C ₂ -C ₃	lyophilised	1 ml
TR1305	Anti-Salmonella O:7	group C ₁	liquid	1 ml
TR1306	Anti-Salmonella O:8	group C ₂ -C ₃	liquid	1 ml
TR1307	Anti-Salmonella O:9	group D	liquid	1 ml
TR1307-01			liquid	5 ml
TR1308	Anti-Salmonella O:10	group E ₁ and group E ₄	liquid	1 ml
TR1323	Anti-Salmonella O:11	group F	lyophilised	1 ml
TR1325	Anti-Salmonella O:13	group G	lyophilised	1 ml
TR1309	Anti-Salmonella O:14	group H, not group C ₁	lyophilised	1 ml
TR1310	Anti-Salmonella O:15	group E ₁	liquid	1 ml
TR1328	Anti-Salmonella O:16	group I	lyophilised	1 ml
TR1329	Anti-Salmonella O:17	group J	lyophilised	1 ml
TS1330	Anti-Salmonella O:18	group K	lyophilised	1 ml
TR1311	Anti-Salmonella O:19	group E ₄	liquid	1 ml
TR1312	Anti-Salmonella O:20	group C ₂ -C ₃	liquid	1 ml
TR1331	Anti-Salmonella O:21	group L	lyophilised	1 ml
TS1332	Anti-Salmonella O:22	group G	lyophilised	1 ml
TR1335	Anti-Salmonella O:25	group H	lyophilised	1 ml
TR1313	Anti-Salmonella O:27	group B and group D ₃	liquid	1 ml
TR1336	Anti-Salmonella O:28	group M	lyophilised	1 ml
TR1339	Anti-Salmonella O:30	group N	lyophilised	1 ml
TR1314	Anti-Salmonella O:34	group E ₃	liquid	1 ml
TR1341	Anti-Salmonella O:35	group O	lyophilised	1 ml
TR1344	Anti-Salmonella O:38	group P	lyophilised	1 ml
TR1345	Anti-Salmonella O:39	group Q	lyophilised	1 ml

Art. No.	Product	Description	Liquid Lyo.	Packing
TR1346	Anti-Salmonella O:40	group R	lyophilised	1 ml
TR1347	Anti-Salmonella O:41	group S	lyophilised	1 ml
TR1348	Anti-Salmonella O:42	group T	lyophilised	1 ml
TR1349	Anti-Salmonella O:43	group U	lyophilised	1 ml
TR1350	Anti-Salmonella O:44	group V	lyophilised	1 ml
TR1351	Anti-Salmonella O:45	group W	lyophilised	1 ml
TR1315	Anti-Salmonella O:46	group D ₂	liquid	1 ml
TR1353	Anti-Salmonella O:47	group X	lyophilised	1 ml
TR1354	Anti-Salmonella O:48	group Y	lyophilised	1 ml
TR1355	Anti-Salmonella O:50	group Z	lyophilised	1 ml
TR1356	Anti-Salmonella O:51		lyophilised	1 ml
TR1357	Anti-Salmonella O:52		lyophilised	1 ml
TR1358	Anti-Salmonella O:53		lyophilised	1 ml
TR1359	Anti-Salmonella O:54		lyophilised	1 ml
TR1360	Anti-Salmonella O:55		lyophilised	1 ml
TR1361	Anti-Salmonella O:56		lyophilised	1 ml
TR1362	Anti-Salmonella O:57		lyophilised	1 ml
TR1363	Anti-Salmonella O:58		lyophilised	1 ml
TR1364	Anti-Salmonella O:59		lyophilised	1 ml
TR1365	Anti-Salmonella O:60		lyophilised	1 ml
TR1366	Anti-Salmonella O:61		lyophilised	1 ml
TR1367	Anti-Salmonella O:62		lyophilised	1 ml
TR1368	Anti-Salmonella O:63		lyophilised	1 ml
TR1369	Anti-Salmonella O:65		lyophilised	1 ml
TR1370	Anti-Salmonella O:66		lyophilised	1 ml
TR1371	Anti-Salmonella O:67		lyophilised	1 ml

Monospecific test reagent Anti-Salmonella Vi

Identification of the Vi-antigen.

Art. No.	Product	Liquid Lyo.	Packing
TR1316	Anti-Salmonella Vi	liquid	1 ml

Salmonella-Diagnostik

Monospecific test reagents Anti-Salmonella H

For use in identifying or checking the H-antigens or H-antigen complexes of *Salmonella* strains in accordance with the White-Kauffmann-Le-Minor scheme using slide agglutination. They enable the serovar to be determined.

Art. No.	Product	Phase induction	Liquid Lyo.	Packing
TR1401	Anti-Salmonella H:a	x	liquid	1 ml
TR1402	Anti-Salmonella H:b	x	liquid	1 ml
TR1403	Anti-Salmonella H:c	x	liquid	1 ml
TR1404	Anti-Salmonella H:d	x	liquid	1 ml
TR1405	Anti-Salmonella H:E	x	liquid	1 ml
TR1405-01		x	liquid	5 ml
TR1407	Anti-Salmonella H:f		lyophilised	1 ml
TR1406	Anti-Salmonella H:g	x	liquid	1 ml
TR1406-01		x	liquid	5 ml
TR1408	Anti-Salmonella H:g,m	x	liquid	1 ml
TR1408-01		x	liquid	5 ml
TR1409	Anti-Salmonella H:h		liquid	1 ml
TR1410	Anti-Salmonella H:i	x	liquid	1 ml
TR1410-01		x	liquid	5 ml
TR1411	Anti-Salmonella H:k	x	lyophilised	1 ml
TR1412	Anti-Salmonella H:L	x	liquid	1 ml
TR1412-01		x	liquid	5 ml
TS1413	Anti-Salmonella H:m		lyophilised	1 ml
TR1438	Anti-Salmonella H:n	x	liquid	1 ml
TS1414	Anti-Salmonella H:p		lyophilised	1 ml
TS1415	Anti-Salmonella H:q		lyophilised	1 ml
TR1416	Anti-Salmonella H:r	x	liquid	1 ml
TS1417	Anti-Salmonella H:s		lyophilised	1 ml
TS1418	Anti-Salmonella H:t		lyophilised	1 ml
TS1419	Anti-Salmonella H:u		lyophilised	1 ml
TS1420	Anti-Salmonella H:v		lyophilised	1 ml
TS1421	Anti-Salmonella H:w		lyophilised	1 ml
TS1422	Anti-Salmonella H:x		lyophilised	1 ml
TR1423	Anti-Salmonella H:y	x	liquid	1 ml
TR1424	Anti-Salmonella H:z	x	liquid	1 ml
TS1425	Anti-Salmonella H:z₄,z₂₃		lyophilised	1 ml

Art. No.	Product	Phase induction	Liquid Lyo.	Packing
TS1426	Anti-Salmonella H:z₆		lyophilised	1 ml
TR1427	Anti-Salmonella H:z₁₀	x	liquid	1 ml
TR1439	Anti-Salmonella H:z₁₃ for use by reference labs		liquid	1 ml
TS1428	Anti-Salmonella H:z₁₅		lyophilised	1 ml
TR1440	Anti-Salmonella H:z₂₃		lyophilised	1 ml
TS1429	Anti-Salmonella H:z₂₄		lyophilised	1 ml
TS1449	Anti-Salmonella H:z₂₈		lyophilised	1 ml
TS1430	Anti-Salmonella H:z₂₉		lyophilised	1 ml
TS1431	Anti-Salmonella H:z₃₂		lyophilised	1 ml
TR1445	Anti-Salmonella H:z₃₅	x	lyophilised	1 ml
TR1447	Anti-Salmonella H:z₃₈	x	lyophilised	1 ml
TR1448	Anti-Salmonella H:z₄₁	x	lyophilised	1 ml
TR1437	Anti-Salmonella H:1	x	liquid	1 ml
TR1437-01		x	liquid	5 ml
TR1433	Anti-Salmonella H:2		lyophilised	1 ml
TR1433-01			lyophilised	5 ml
TS1434	Anti-Salmonella H:5		lyophilised	1 ml
TR1435	Anti-Salmonella H:6		lyophilised	1 ml
TS1436	Anti-Salmonella H:7		lyophilised	1 ml

Control antigens for the Anti-Salmonella test reagents

The control antigens are used to check the agglutinability of the Anti-Salmonella test reagents and for quality control when carrying out the slide agglutination test.

Art. No.	Product	Antigen formula	Liquid Lyo.	Packing
TS1501	Control antigen Salmonella Paratyphi A-OH	2,12:a:[1,5] (Usually occurs as a monophasic variant.)	liquid	5 ml
TS1502	Control antigen Salmonella Paratyphi B-OH	1,4,[5],12:b:1,2	liquid	5 ml
TS1503	Control antigen Salmonella Paratyphi C-OH	6,7,[Vi]:c:1,5 (Use TS 1507 for Vi.)	liquid	5 ml
TS1504	Control antigen Salmonella Typhi-OH	9,12, [Vi]:d- (Use TS 1507 for Vi.)	liquid	5 ml
TS1505	Control antigen Salmonella Typhimurium-OH	1,4,[5],12:i:1,2 (Often occurs as a monophasic variant.)	liquid	5 ml
TS1506	Control antigen Salmonella Enteritidis-OH	1,9,12:g,m:-	liquid	5 ml
TS1507	Control antigen Salmonella Vi		liquid	5 ml

Salmonella Diagnostics

Control sera for the Salmonella O and OH test antigens

For use in system control and in checking the agglutinability of the *Salmonella* test antigens in the Widal reaction. The test can be performed in test tubes or on a microtitre plate.

Art. No.	Product	Packing
TS1604	Anti-Salmonella Paratyphi B	1 ml
TS1625	Anti-Salmonella Enteritidis	1 ml

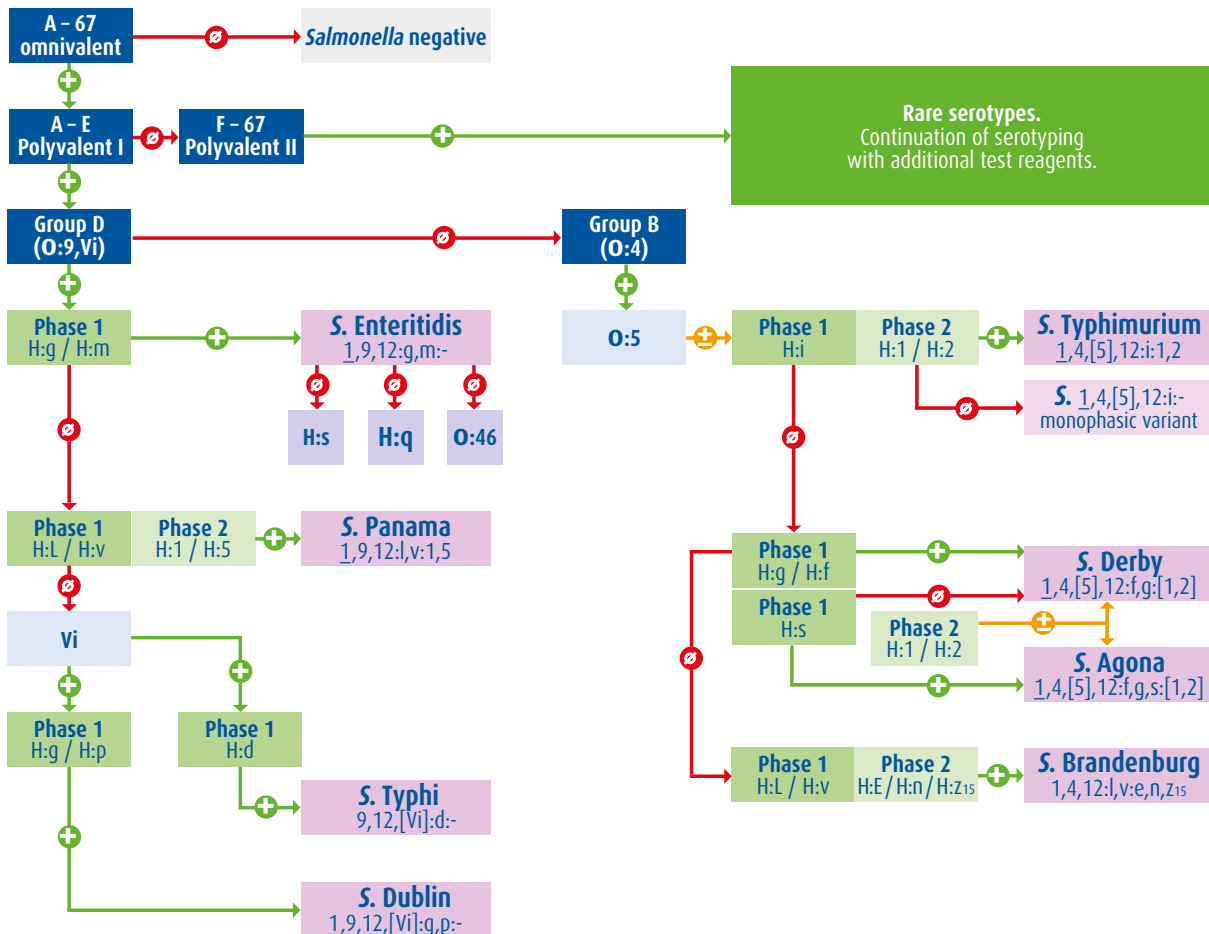
Control sera for the Salmonella H test antigens

For use in system control and in checking the agglutinability of the *Salmonella* test antigens in the Widal reaction. The test can be performed in test tubes only.

Art. No.	Product	Description	Packing
TS1642	Anti-Salmonella H:b	(1,4,5,12)	1 ml
TS1644	Anti-Salmonella H:d	(9,12)	1 ml

SALE - Only while supplies last:
Discontinued due to the new IVDR,
In-vitro-Diagnostic Device Regulation.

Examples of Salmonella Serotyping



- poly- or group specific reagent
- O-specific reagent
- H-specific reagent, phase 1
- H-specific reagent, phase 2
- Salmonella* serotype
- ➔ positive result
- ➔ negative result
- ➔ positive or negative result possible

Our test scheme for salmonella serotyping is available on request.

Shigella Diagnostics

Polyspecific test reagents Anti-Shigella

Serological detection of the serovar of *Shigella* strains using the slide agglutination test.

Art. No.	Product	Contains antibodies against	Liquid Lyo.	Packing
TR1811	Anti-Shigella I	<i>S. flexneri</i> , type 1 to 6, group 3,4 (y), 6 and 7,8 (x) and <i>S. sonnei</i> S and F form (phase I and II)	lyophilised	1 ml
TR1811-01			lyophilised	5 ml
TS1821	Anti-Shigella II	<i>S. dysenteriae</i> , type 1 to 10 (subgroup A)	lyophilised	1 ml
TS1821-01			lyophilised	5 ml
TS1831	Anti-Shigella III	<i>S. boydii</i> , type 1 to 15 (subgroup C)	lyophilised	1 ml
TS1901	Anti-Shigella flexneri	type 1 - 6 and group 3,4 (y), 6 and 7,8 (x) (subgroup B)	lyophilised	1 ml

Monospecific test reagents Anti-Shigella

Serological detection and the determination of the serovar of *Shigella* O antigens using the slide agglutination test.

Art. No.	Product	Description	Liquid Lyo.	Packing
TS2001	Anti-Shigella dysenteriae type 1	monospecific	lyophilised	1 ml
TS2002	Anti-Shigella dysenteriae type 2	monospecific	lyophilised	1 ml
TS2003	Anti-Shigella flexneri type 1	monospecific	lyophilised	1 ml
TS2004	Anti-Shigella flexneri type 2	monospecific	lyophilised	1 ml
TS2005	Anti-Shigella flexneri type 3	monospecific	lyophilised	1 ml
TS2006	Anti-Shigella flexneri type 4	monospecific	lyophilised	1 ml
TS2007	Anti-Shigella flexneri type 5	monospecific	lyophilised	1 ml
TS2008	Anti-Shigella flexneri type 6	monospecific	lyophilised	1 ml
TS2009	Anti-Shigella flexneri group 3,4 (y)	monospecific	liquid	1 ml
TS2010	Anti-Shigella flexneri group 6	monospecific	lyophilised	1 ml
TS2011	Anti-Shigella flexneri group 7,8 (x)	monospecific	lyophilised	1 ml
TR2012	Anti-Shigella sonnei S form	phase I, monospecific	lyophilised	1 ml
TR2013	Anti-Shigella sonnei F form	phase II, monospecific	lyophilised	1 ml
TR2014	Anti-Shigella sonnei S form and F form	phase I and phase II, monospecific (subgroup D)	lyophilised	1 ml

Control antigens for the Anti-Shigella test reagents

The control antigens are used to check the agglutinability of the Anti-Shigella test reagents and for quality control when carrying out the slide agglutination test.

Art. No.	Product	Description	Liquid Lyo.	Packing
TS1510	Control antigen Shigella flexneri	<i>S. flexneri</i> Type 1b, 2a, 3a, 4a	liquid	2 ml
TS1511	Control antigen Shigella dysenteriae	<i>S. dysenteriae</i> Type 1, 2, 3, 7	liquid	2 ml
TS1512	Control antigen Shigella boydii	<i>S. boydii</i> Type 1, 2, 5, 8	liquid	2 ml
TS1513	Control antigen Shigella sonnei	<i>S. sonnei</i> S-form (phase I) <i>S. sonnei</i> F-form (phase II)	liquid	2 ml

Yersinia Diagnostics

Monospecific test reagents Anti-Yersinia enterocolitica O

Identification of human pathogenic serovars of the species *Yersinia enterocolitica* by slide agglutination.

Art. No.	Product	Liquid Lyo.	Packing
TS1701	Anti-Yersinia enterocolitica O 3	lyophilised	1 ml
TS1704	Anti-Yersinia enterocolitica O 5	lyophilised	1 ml
TS1705	Anti-Yersinia enterocolitica O 8	lyophilised	1 ml
TS1703	Anti-Yersinia enterocolitica O 9	lyophilised	1 ml

Yersinia enterocolitica O test antigens for the Widal reaction

For use in detecting the existence and determining the quantity of specific agglutinating *Yersinia enterocolitica* O antibodies (or agglutinins) in human sera or sera of other origin using the Widal reaction. The test is performed on a microtitre plate with dyed antigen.

Art. No.	Product	Liquid Lyo.	Packing
TS1723	Yersinia enterocolitica-O test antigen (9)	lyophilised	3 ml

SALE

Control sera Anti-Yersinia for the Widal reaction

For use in system control and in checking the agglutinability of the *Yersinia enterocolitica* test antigens in the Widal reaction. The test is performed on a microtitre plate.

Art. No.	Product	Liquid Lyo.	Packing
TS1733	Anti-Yersinia enterocolitica O 3	lyophilised	1 ml
TS1734	Anti-Yersinia enterocolitica O 5	lyophilised	1 ml
TS1735	Anti-Yersinia enterocolitica O 9	lyophilised	1 ml

SALE

SALE

SALE

SALE - Only while supplies last:
Discontinued due to the new IVDR,
In-vitro-Diagnostic Device Regulation.

Coli Diagnostics

Polyspecific test reagents Anti-Coli

Serological detection of isolated *E. coli* strains from human test material or other origin by slide agglutination.

Art. No.	Product	Contains antibodies against	Liquid Lyo.	Packing
TS2111	Anti-Coli I	O 26:K 60, O 44:K 74, O 114:K90,	lyophilised	1 ml
TS2111-01		O 125:K 70, O 142:K 86, O 158:K -	lyophilised	5 ml
TR2121	Anti-Coli II	O 55:K 59, O 86:K 61, O 91:K -,	lyophilised	1 ml
TR2121-01		O 111:K 58, O 119:K 69, O 126:K 71, O 127:K 63, O 128:K 67	lyophilised	5 ml
TR2131	Anti-Coli III	O 25:K 11, O 78:K 80, O 103:K -,	lyophilised	1 ml
TR2131-01		O 118:K -, O 124:K 72, O 145:K -, O 157:K -, O 164:K -	lyophilised	5 ml

Coli Diagnostics

Monospecific test reagents Anti-Coli

Used for the serological detection and serovar determination of isolated *E. coli* strains from human test material or other origin by slide agglutination and Widal reaction (confirmation test).

Art. No.	Product	Liquid Lyo.	Packing
TS2201	Anti-Coli O 25:K 11	lyophilised	1 ml
TS2202	Anti-Coli O 26:K 60	lyophilised	1 ml
TS2203	Anti-Coli O 44:K 74	lyophilised	1 ml
TS2204	Anti-Coli O 55:K 59	lyophilised	1 ml
TR2205	Anti-Coli O 78:K 80	lyophilised	1 ml
TS2206	Anti-Coli O 86:K 61	lyophilised	1 ml
TS2222	Anti-Coli O 91:K -	lyophilised	1 ml
TS2216	Anti-Coli O 103:K -	lyophilised	1 ml
TS2207	Anti-Coli O 111:K 58	lyophilised	1 ml
TS2208	Anti-Coli O 114:K 90	lyophilised	1 ml
TS2220	Anti-Coli O 118:K -	lyophilised	1 ml
TS2209	Anti-Coli O 119:K 69	lyophilised	1 ml
TR2210	Anti-Coli O 124:K 72	lyophilised	1 ml
TS2211	Anti-Coli O 125:K 70	lyophilised	1 ml
TS2212	Anti-Coli O 126:K 71	lyophilised	1 ml
TS2213	Anti-Coli O 127:K 63	lyophilised	1 ml
TS2214	Anti-Coli O 128:K 67	lyophilised	1 ml
TS2215	Anti-Coli O 142:K 86	lyophilised	1 ml
TS2221	Anti-Coli O 145:K -	lyophilised	1 ml
TR2218	Anti-Coli O 157:K -	lyophilised	1 ml
TS2219	Anti-Coli O 158:K -	lyophilised	1 ml
TS2217	Anti-Coli O 164:K -	lyophilised	1 ml

E. coli relevant to veterinary medicine

Coli diagnostics in young poultry

The polyspecific screening reagent Anti-Coli A is intended for use in the serological detection of O 1, O 2, O 18 as well as O 78 antigen of *E. coli* strains isolated from test material, using slide agglutination. An isolate with positive results requires testing with monospecific reagents for further characterisation and to rule out unspecific agglutinations a check by the Gruber-Widal test (confirmation test).

Art. No.	Product	Description	Liquid Lyo.	Packing
TR2311	Anti-Coli A	polyspecific (O 1, O 2, O 18, O 78) serological detection of O 1-, O 2-, O 18 or O 78 antigen.	lyophilised	1 ml
TS2401	Anti-Coli O 1	monospecific	lyophilised	1 ml
TS2501	Gruber Widal Serum Anti-Coli O 1	for the confirmation test	lyophilised	1 ml
TS2402	Anti-Coli O 2	monospecific	lyophilised	1 ml
TS2502	Gruber Widal Serum Anti-Coli O 2	for the confirmation test	lyophilised	1 ml
TS2403	Anti-Coli O 18	monospecific	lyophilised	1 ml
TS2503	Gruber Widal Serum Anti-Coli O 18	for the confirmation test	lyophilised	1 ml
TR2205	Anti-Coli O 78:K 80	monospecific	lyophilised	1 ml

Coli diagnostics in young cattles

The test sera are used to test for the presence of type-specific antigens with *Escherichia coli* isolates from cattles. They are used as evidence of antigens to the cell surface of the *E. coli* isolate (O antigen, K antigen and F antigen) using slide agglutination. First carry out a screening agglutination with the polyspecific test serum Anti-Coli C. If the reaction with the polyspecific test serum is positive, the isolate must then be typed with the monospecific test sera. The F5 (K99) antigen is often not formed in sufficient quantities on standard culture media. We therefore recommend the use of Minca Agar when culturing to promote the formation of the fimbrial antigen F5 (K99).

Art. No.	Product	Description	Liquid Lyo.	Packing
TS2601	Anti-Coli C	polyspecific (O 9:K 35, O 101:K 28, O 101:K 30, O 101:K 32) Contains antibodies directed against the <i>E. coli</i> types listed as monospecific (TS 2611, TS 2612, TS 2613, TS 2614) and the fimbrial antigen F 5 (K 99).	liquid	1 ml
TS2615	Anti-Coli F 5 (K 99)	monospecific	liquid	1 ml
TS2611	Anti-Coli O 9:K 35	monospecific	liquid	1 ml
TS2612	Anti-Coli O 101:K 28	monospecific	liquid	1 ml
TS2613	Anti-Coli O 101:K 30	monospecific	liquid	1 ml
TS2614	Anti-Coli O 101:K 32	monospecific	liquid	1 ml
TR2205	Anti-Coli O 78:K 80	monospecific	lyophilised	1 ml
TN1040	Minca Agar, modified	see also dehydrated culture media		500 g
TN1334	Minca Supplement	see also supplements		12 x 1 vial

E. coli relevant to veterinary medicine

Coli diagnostics in young pigs

The test sera are used to test for the presence of type-specific antigens with *Escherichia coli* isolates from pigs. They are used as evidence of antigens to the cell surface of the *E. coli* isolate (O antigen, K antigen and F antigen) using slide agglutination (Serotyping). First carry out a screening agglutination with the polyspecific test serum Anti-Coli P. If the reaction with the polyspecific test serum is positive, the isolate must then be typed with the monospecific test sera.

Art. No.	Product	Description	Liquid Lyo.	Packing
TS2701	Anti-Coli P	polyspecific (O 8:K 87, O 138:K 81, O 139:K 82, O 141:K 85, O 147:K 89, O 149:K 91) Contains antibodies directed against the <i>E. coli</i> types listed as monospecific (TS2711, TS2712, TS2713, TS2714, TS2715, TS2716) and the fimbrial antigen F 4 (K 88).	liquid	1 ml
TS2717	Anti-Coli F 4 (K 88)	monospecific	liquid	1 ml
TS2711	Anti-Coli O 8:K 87	monospecific	liquid	1 ml
TS2712	Anti-Coli O 138:K 81	monospecific	liquid	1 ml
TS2713	Anti-Coli O 139:K 82	monospecific	liquid	1 ml
TS2714	Anti-Coli O 141:K 85	monospecific	liquid	1 ml
TS2715	Anti-Coli O 147:K 89	monospecific	liquid	1 ml
TS2716	Anti-Coli O 149:K 91	monospecific	liquid	1 ml

Culture Media

DIAGNOSTICS WITH PASSION



Culture media at first-hand

We are manufacturer of more than 200 different culture media and supplements in order to cultivate the microorganisms or specifically promote the growth of particularly fastidious species.

Thus, you are optimally equipped for the analysis of veterinary or

human samples. Special media for food, water, pharmaceutical products complete the portfolio.

Do you have a specific request? Or are you looking for a supplier of media based on your own formulation?

We develop and produce according to your demand.

Our portfolio comprises:

- Dehydrated culture media
- Supplements
- Additives
- Detection reagents
- Ready-to-use culture media
- Base materials



Dehydrated Culture Media

A

Art. No.	Product	Description	Packing
TN1294	Alkaline Peptone Water with 2 % Sodium Chloride (APW)	for 15.2 l culture medium (33.0 g for 1 l culture medium) Enrichment of pathogenic vibrios.	500 g
TN1103	Azide Glucose Broth	for 14.3 l culture medium: single strength (35.0 g for 1 l medium) Cultivation of enterococci from water (acc. to § 64 German Food and Feed Code) and waste water.	500 g

B

Art. No.	Product	Description	Packing
TN1245	Bacillus Cereus Agar (Base) (PEMBA)	for 12.5 l culture medium (39.9 g for 1 l culture medium) Isolation and colony count of <i>Bacillus cereus</i> in foodstuffs. Addition of Egg Yolk Emulsion TN1316 and Bacillus Cereus Selective Supplement TN1315.	500 g
TN1104	Baird Parker Agar (Base)	for 7.9 l culture medium (63.0 g for 1 l culture medium) Isolation and differentiation of <i>Staphylococcus aureus</i> from foodstuffs (acc. to § 64 German Food and Feed Code). Addition of Egg Yolk Tellurite Emulsion TN1310.	500 g
TN1133 TN1133-01	Bile Chrysoidine Glycerol Agar (Base) (GCG Agar)	for 11.7 l culture medium (42.8 g for 1 l culture medium) for 116.8 l culture medium (42.8 g for 1 l culture medium) Isolation and differentiation of <i>Enterobacteriaceae</i> and various aerobic gram-negative bacteria from clinical material (especially urinary diagnostics and „Variadiagnostik“). Addition of urea TN1308 and glycerin TN1424. No IVD.	500 g 5 kg
TN1237	Bile Chrysoidine Glycerol Agar (Base) with MUG	for 11.7 l culture medium (42.9 g for 1 l culture medium) Isolation and differentiation of <i>Enterobacteriaceae</i> and various aerobic gram-negative bacteria from clinical material. Advantage: β -D-glucuronidase-positive <i>E. coli</i> strains are easy to detect by fluorescence. Addition of urea TN1308 and Glycerin TN1424. No IVD.	500 g
TN1276	Bile Esculin Azide Agar (BEM, Bile Esculin Medium)	for 9.3 l culture medium (53.7 g for 1 l culture medium) Selective detection and determination of the germ count of enterococci from water and other material. No IVD.	500 g
TN1106	Blood Agar (Base)	for 13.9 l culture medium (36.0 g for 1 l culture medium) Used to produce blood plates and boiled blood plates, for the isolation and breeding of various fastidious and above all pathogenic microorganisms, and for determining their haemolysis forms. Addition of blood. No IVD.	500 g

Art. No.	Product	Description	Packing
TN1216	Brain Heart Infusion Broth (BHI Broth, Brain Heart Glucose Broth)	for 13.5 l culture medium (37.0 g for 1 l medium) Cultivation of various fastidious microorganisms (acc. to § 64 German Food and Feed Code).	500 g
TN1109	Brilliant Green Bile Lactose Broth (BRILA Broth)	for 12.5 l culture medium: single strength (40.0 g for 1 l medium) for 6.3 l culture medium: double strength (80.0 g for 1 l medium) Selective enrichment of <i>Escherichia coli</i> and other coliforms in water, dairy products, foodstuffs (acc. to § 64 German Food and Feed Code) and from other test materials. Culture medium is used for confirmation of <i>E. coli</i> and coliform bacteria in accordance with IDF-Standard 73B:1998.	500 g
TN1110	Brilliant Green Phenol Red Agar acc. to Edel and Kampelmacher (BPLS Agar, modified)	for 10.1 l culture medium (49.7 g for 1 l culture medium) Selective culture medium for use of <i>Salmonella</i> from foodstuffs (acc. to § 64 German Food and Feed Code).	500 g
TN1111	Brilliant Green Phenol Red Agar (BPLS Agar acc. to Kauffmann, modified)	for 10.0 l culture medium (50.0 g for 1 l culture medium) Isolation and identification of salmonellae (with the exception of <i>S. Typhi</i>) from meat and other foodstuffs (acc. to § 64 German Food and Feed Code) as well as for the examination of pharmaceutical preparations.	500 g
TN1078	Buffered Nitrate Motility Medium	for 25.0 l culture medium (20.0 g for 1 l culture medium) Confirmation of <i>Clostridium perfringens</i> (acc. to § 64 German Food and Feed Code). Addition of glycerin TN1424.	500 g
TN1137 TN1137-01	Buffered Peptone Water (BPW)	for 25.0 l culture medium (20.0 g for 1 l culture medium) for 250.0 l culture medium (20.0 g for 1 l culture medium) Pre-enrichment of salmonellae from milk, dairy products and of other microorganisms from other foodstuffs.	500 g 5 kg
TN1025 TN1025-01	Buffered Sodium Chloride Peptone Solution pH 7.0 acc. to harm. EP/USP/JP	for 34.2 l culture medium (14.6 g for 1 l culture medium) for 342.4 l culture medium (14.6 g for 1 l culture medium) Dilution fluid for samples in case of microbiological contamination. Culture medium for testing non-sterile products based on the recommendations of the harmonised method acc. to EP/USP/JP.	500 g 5 kg

Dehydrated Culture Media

C

Art. No.	Product	Description	Packing
TN1031 TN1031-01	Casein Soya Bean Digest Agar acc. to harm. EP/USP/JP (CASO Agar acc. to harm. EP/USP/JP)	for 12.5 l culture medium (40.0 g for 1 l culture medium) for 125.0 l culture medium (40.0 g for 1 l culture medium) Universal culture medium, inhibitor-free and indicator-free, for a wide range of applications. Culture medium for testing non-sterile products based on the recommendations of the harmonised method acc. to EP/USP/JP. No IVD.	500 g 5 kg
TN1263 TN1263-01	Casein Soya Bean Digest Broth acc. to harm. EP/USP/JP (CASO Broth acc. to harm. EP/USP/JP)	for 16.7 l culture medium (30.0 g for 1 l culture medium) for 166.7 l culture medium (30.0 g for 1 l culture medium) Universal culture medium for the cultivation of bacteria and fungi. Suitable for cold filtration. Culture medium for testing non-sterile products based on the recommendations of the harmonised method acc. to EP/USP/JP. No IVD.	500 g 5 kg
TN1273	CATC Agar (Base) (Citrate Azide Tween Carbonate Agar)	for 9.2 l culture medium (54.5 g for 1 l culture medium) Isolation of enterococci from foodstuffs. Addition of Tween® 80 TN1422.	500 g
TN1024	Cetrimide Agar acc. to harm. EP/USP/JP	for 11.0 l culture medium (45.3 g for 1 l culture medium) Test for <i>Pseudomonas aeruginosa</i> . Culture medium for testing non-sterile products. This culture medium is based on the recommendations of the harmonised method acc. to EP/USP/JP (2006). Addition of glycerin TN1424.	500 g
TN1114	China-blue Lactose Agar	for 13.0 l culture medium (38.5 g for 1 l culture medium) Determination of the colony count and for the differentiation of bacteria from milk.	500 g
TN1064	ChroMedium Coliform (Chromogenic Coliform Agar, CCA)	for 17.3 l culture medium (28.9 g for 1 l culture medium) Chromogenic selective agar to detect <i>E. coli</i> and coliform bacteria from water with low accompanying flora (acc. to DIN EN ISO 9308-1) and from processed food.	500 g
TN1115	CLED Agar (Brolacin Agar)	for 14.5 l culture medium (34.3 g for 1 l culture medium) Determination of the colony count, isolation and initial differentiation of urinary tract pathogens. No IVD.	500 g
TN1116	Clostridial Differential Broth (DRCM)	for 16.6 l culture medium: single strength (30.1 g for 1 l medium) for 8.3 l culture medium: double strength (60.2 g for 1 l medium) Determination of the colony count of <i>Clostridia</i> by means of the MPN method in foodstuffs and other materials.	500 g
TN1118	Columbia Agar (Base) (Columbia Blood Agar Base)	for 12.5 l culture medium (40.0 g for 1 l culture medium) Cultivation of fastidious microorganisms and to detect haemolysis. Addition of blood.	500 g
TN1191	Columbia Agar acc. to harm. EP/USP/JP	for 12.2 l culture medium (41.0 g for 1 l culture medium) Test for <i>Clostridia</i> . Culture medium for testing non-sterile products. This culture medium is based on the recommendations of the harmonised method acc. to EP/USP/JP. Addition of blood. No IVD.	500 g
TN1197	Count Agar, sugar-free acc. to FIL-IDF	for 14.3 l culture medium (35.0 g for 1 l culture medium) Determination of the germ count in milk and dairy products.	500 g

D

Art. No.	Product	Description	Packing
TN1121	Desoxycholate Citrate Agar, modified (Leifson Agar, DCLS Agar, modified)	for 10.1 l culture medium (49.5 g for 1 l culture medium) Detection and isolation of salmonellae and shigellae. No IVD.	500 g
TN1124	DEV Gelatin Agar	for 11.1 l culture medium (45.0 g for 1 l culture medium) Used in water and waste water testing for the determination of the complete germ count and to detect gelatinase secreting cells.	500 g
TN1127 TN1127-01	DEV Lactose Peptone Broth	for 14.3 l culture medium (35.0 g for 1 l culture medium) for 142.9 l culture medium (35.0 g for 1 l culture medium) Enrichment and determination of the germ count of <i>E. coli</i> and coliform bacteria in water.	500 g 5 kg
TN1128 TN1128-01	DEV Nutrient Agar	for 14.3 l culture medium (35.0 g for 1 l culture medium) for 142.9 l culture medium (35.0 g for 1 l culture medium) Determination of complete germ counts in water acc. to DIN 38411 and § 64 LFGB German Food and Feed Code.	500 g 5 kg
TN1013	DIASSALM (Diagnostic Semi-Solid Salmonella Agar)	for 8.7 l culture medium (57.2 for 1 l culture medium) Semi-solid culture medium for the detection of motile salmonellae from food samples and other test material.	500 g
TN1243 TN1243-01	Double Buffered Peptone Water (Peptone Water Double Buffered)	for 20.0 l culture medium (25.0 g for 1 l culture medium) for 200 l culture medium (25.0 g for 1 l culture medium) Pre-enrichment of pathogenic <i>Enterobacteriaceae</i> from foodstuffs and other test material, in particular with highly sour or acid-producing products.	500 g 5 kg

E

Art. No.	Product	Description	Packing
TN1130	Endo Agar (Lactose Fuchsin Sulfite Agar)	for 14.5 l culture medium (34.6 g for 1 l culture medium) Detection and isolation of <i>Enterobacteriaceae</i> . No supplements necessary.	500 g
TN1236	Enterobacteriaceae Enrichment Broth-Mossel acc. to harm. EP/USP/JP	for 11.5 l culture medium (43.4 g for 1 l culture medium) Test for bile-tolerant gram-negative bacteria. Culture medium for testing non-sterile products. This culture medium is based on the recommendations of the harmonised method acc. to EP/USP/JP.	500 g
TN1132	Enterococci Selective Agar acc. to Slanetz-Bartley (Enterococci Agar)	for 12.0 l culture medium (41.5 g for 1 l culture medium) Isolation and identification of enterococci especially from water (acc.to DIN EN ISO 7899-2) and from foodstuffs (§ 64 German Food and Feed Code).	500 g

Dehydrated Culture Media

F

Art. No.	Product	Description	Packing
TN1257	Fraser Broth (Base)	for 8.7 l culture medium (57.4 g for 1 l culture medium) Selective enrichment and the detection of <i>Listeria</i> spp. from foodstuffs (acc. to § 64 German Food and Feed Code) and from environmental materials. Addition of Fraser Selective Supplement TN1318.	500 g
TN1035	Fraser Broth Complete	for 8.6 l culture medium (57.9 g for 1 l culture medium) Selective enrichment of <i>Listeria</i> spp. from foodstuffs (acc. to § 64 German Food and Feed Code) and from environmental material. No supplements necessary.	500 g
TN1034 TN1034-01	½ Fraser Broth Complete	for 8.6 l culture medium (57.9 g for 1 l culture medium) for 86.3 l culture medium (57.9 g for 1 l culture medium) Selective enrichment of <i>Listeria</i> spp. from foodstuffs (acc. to § 64 German Food and Feed Code) and from environmental material. No supplements necessary.	500 g 5 kg

G

Art. No.	Product	Description	Packing
TN1079	Gelatin Lactose Medium	for 3.2 l culture medium (155.0 g for 1 l culture medium) Confirmation of <i>Clostridium perfringens</i> (acc. to § 64 German Food and Feed Code).	500 g
TN1086	Glucose Agar	for 13.0 l culture medium (38.5 g for 1 l culture medium) Detection and colony count of <i>Enterobacteriaceae</i> in food.	500 g
TN1140	Glucose Nutrient Broth	for 17.5 l culture medium (28.5 g for 1 l culture medium) Used for the detection of aerobic bacteria, especially when testing for sterility. No IVD.	500 g
TN1139	Glucose Yeast Extract Cysteine Agar (Base) acc. to Beerens	for 13.8 l culture medium (36.3 g for 1 l culture medium) Cultivation of anaerobes. Blood addition necessary. No IVD.	500 g
TN1271	GSP Agar (Base) (Glutamate Starch Phenol Red Agar, Pseudomonas Aeromonas Agar acc. to Kielwein)	for 11.1 l culture medium (45.0 g for 1 l culture medium) Detection of <i>Pseudomonas</i> sp. and <i>Aeromonas</i> sp. in all kinds of foodstuffs.	500 g

K

Art. No.	Product	Description	Packing
TN1217	Kanamycin Esculin Azide Agar (KAA Agar)	for 11.7 l culture medium (42.7 g for 1 l culture medium) Isolation, differentiation and determination of the colony count of enterococci from foodstuffs, water and other test material. No supplements necessary. No IVD.	500 g
TN1218	Kanamycin Esculin Azide Broth (KAA Broth)	for 15.3 l culture medium (32.7 g for 1 l culture medium) Selective Broth for the cultivation of enterococci. No supplements necessary. No IVD.	500 g
TN1287	King's Agar (Base)	for 2.7 l culture medium (36.9 g for 1 l culture medium) Detection and determination of the germ count of fluorescing bacteria in water, in particular of <i>Pseudomonas aeruginosa</i> (DIN EN ISO 16266). Addition of glycerin TN1424.	100 g
TN1146	Kligler Iron Agar (KIA, Double Sugar Iron Agar acc. to Kligler)	for 10.1 l culture medium (49.6 g for 1 l culture medium) Differentiation of gram-negative bacteria, in particular <i>Enterobacteriaceae</i> . Urea TN1308 may be added. No IVD.	500 g

L

Art. No.	Product	Description	Packing
TN1152	Lauryl Sulfate Broth (Lauryl Sulfate Tryptose Lactose Broth)	for 14.0 l culture medium (35.6 g for 1 l culture medium) Detection and determination of the germ count of coliform bacteria from water, waste water, foodstuffs and dairy products.	500 g
TN1153	Lauryl Sulfate Tryptose Broth with Tryptophan and MUG (LST/MUG Medium)	for 13.6 l culture medium: single strength (36.7 g for 1 l medium) for 6.8 l culture medium: double strength (73.4 g for 1 l medium) Detection and determination of the germ count of coliform bacteria from water, waste water, foodstuffs and dairy products.	500 g

Dehydrated Culture Media

Art. No.	Product	Description	Packing
TN1066	Linden Grain Medium	for 847.5 l culture medium (29.5 g for 1 l culture medium) Cultivation of environmental germs, e.g. when testing beverage bottling installations.	25 kg
TN1154	Lysine Decarboxylase Broth (LDC Broth)	for 5.5 l culture medium (9.0 g for 1 l culture medium) Detection of lysine decarboxylase production by salmonellae and certain other <i>Enterobacteriaceae</i> .	50 g

M

Art. No.	Product	Description	Packing
TN1156	MacConkey Agar	for 10.3 l culture medium (48.5 g for 1 l culture medium) Isolation of <i>Enterobacteriaceae</i> from stool, urine, food, and waste water samples and other materials, also in cases involving a high incidence of salmonellae and shigellae. No IVD.	500 g
TN1075 TN1075-01	MacConkey Agar acc. to harm. EP/USP/JPP	for 10.0 l culture medium (50.0 g for 1 l culture medium) for 100.0 l culture medium (50.0 g for 1 l culture medium) Test for <i>Escherichia coli</i> . Culture medium for testing nonsterile products. This culture medium is based on the recommendations of the harmonised method acc. to EP/USP/JPP. No IVD.	500 g 5 kg
TN1027	MacConkey Broth acc. to harm. EP/USP/JPP	for 14.3 l culture medium (35.0 g for 1 l culture medium) Test for <i>Escherichia coli</i> . Culture medium for testing nonsterile products. This culture medium is based on the recommendations of the harmonised method acc. to EP/USP/JPP. No IVD.	500 g
TN1157	Magnesium Chloride Malachite Green Broth acc. to Rappaport-Vassiliadis (RV Medium)	for 15.0 l culture medium (33.4 g for 1 l culture medium) Used for selective enrichment during isolation of <i>salmonellae</i> from foodstuffs and environmental materials.	500 g
TN1158	Malachite-green Broth	for 56.8 l culture medium (8.8 g for 1 l culture medium) Detection of <i>Pseudomonas aeruginosa</i> from water (acc. to § 64 German Food and Feed Code). No supplements necessary.	500 g
TN1267	Malt Extract Agar (Wort Peptone Agar)	for 10.0 l culture medium (50.0 g for 1 l culture medium) Detection, isolation and determination of the germ count of yeasts and fungi in foodstuffs and other test materials.	500 g

Art. No.	Product	Description	Packing
TN1166	Mannitol Salt Agar acc. to harm. EP/USP/JP	for 4.5 l culture medium (111.0 g for 1 l culture medium) Test for <i>Staphylococcus aureus</i> . Culture medium for testing non-sterile products. This culture medium is based on the recommendations of the harmonised method acc. to EP/USP/JP. No IVD.	500 g
TN1288	m-CP Agar (Base) (Chromogenic Membrane Filtration Clostridium perfringens Agar)	for 7.3 l culture medium (68.2 g for 1 l culture medium) Used to detect <i>Clostridium perfringens</i> (including spores) in water. Addition of m-CP-Selective Supplement TN1330.	500 g
TN1040	Minca Agar, modified	for 18.9 l culture medium (26.4 g for 1 l culture medium) Cultivation of <i>E. coli</i> relevant to veterinary medicine (young cattles). Addition of Minca Supplement TN1334.	500 g
TN1071	Modified Scholtens' Broth (MSB)	for 17.0 l culture medium (29.4 g for 1 l culture medium) Used to detect and enumerate somatic coliphages in all kinds of water, sediments and sludges (DIN EN ISO 10705-2).	500 g
TN1041	Modified Soybean Casein Digest Broth (Mod. Tryptic Soy Broth, m-TSB)	for 15.2 l culture medium (33.0 g for 1 l culture medium) Selective enrichment of <i>E. coli</i> O 157 from food samples (§ 64 German Food and Feed Code) and from faeces acc. to DIN EN ISO 16654. Novobiocin Selective Supplement may be added. No IVD.	500 g
TN1201	MRS Agar (Base) (Lactobacillus Agar acc. to de Man, Rogosa and Sharpe)	for 8.0 l culture medium (62.3 g for 1 l culture medium) Enrichment, cultivation and determination of the germ count of all <i>Lactobacillus</i> species from meat, milk and dairy products (acc. to § 64 German Food and Feed Code) and from other test materials. Addition of Tween® 80 TN1422.	500 g
TN1068	MRS Agar (Base) with pH 5.7	for 7.8 l culture medium (64.3 g for 1 l culture medium) Enrichment, cultivation and determination of the germ count of all <i>Lactobacillus</i> species from meat, milk and dairy products (acc. to § 64 German Food and Feed Code) and from other test materials. Addition of Tween 80® TN1422.	500 g
TN1205	MRS Broth (Base)	for 9.7 l culture medium (51.3 g for 1 l culture medium) Enrichment, cultivation and determination of the germ count of all <i>Lactobacillus</i> species from meat, milk and dairy products (acc. to § 64 German Food and Feed Code) and from other test materials. Addition of Tween® 80 TN1422.	500 g
TN1272	MSRV Medium Base (Modified Semi-Solid Rappaport Vassiliadis Medium Base)	for 15.8 l culture medium (31.7 g for 1 l culture medium) Semi-solid culture medium for the detection of motile salmonellae from food samples and other test material. Addition of Novobiocin Selective Supplement TN1324.	500 g
TN1162 TN1162-01	Mueller Hinton Agar (MHA)	for 13.2 l culture medium (38.0 g for 1 l culture medium) for 131.6 l culture medium (38.0 g for 1 l culture medium) For use in the antimicrobial sensitivity test using the agar diffusion method. No IVD.	500 g 5 kg

Dehydrated Culture Media

Art. No.	Product	Description	Packing
TN1291	MYP Agar (Base) (Cereus Selective Agar Base acc. to Mossel)	for 11.6 l culture medium (43.0 g for 1 l culture medium) Determination of the colony count, detection and isolation of <i>Bacillus cereus</i> from foodstuffs (acc. to § 64 German Food and Feed Code). Addition of Egg Yolk Emulsion TN1316 and Bacillus Cereus Selective Supplement TN1315.	500 g

N

Art. No.	Product	Description	Packing
TN1164 TN1164-01	Nutrient Agar I	for 14.3 l culture medium (35.0 g for 1 l culture medium) for 142.9 l culture medium (35.0 g for 1 l culture medium) Universal culture medium for the cultivation of fastidious microorganisms. Blood may be added. No IVD.	500 g 5 kg
TN1168	Nutrient Agar III	for 26.3 l culture medium (19.0 g for 1 l culture medium) Cultivation of suspicious bacteria from test materials for subsequent use in biochemical or serological identification. No IVD.	500 g
TN1176	Nutrient Agar acc. to the German drinking water regulation and Food and Feed Code	for 20 l culture medium (25.0 g for 1 l culture medium) Universal culture medium for cultivation of fastidious microorganisms [acc. to the German drinking water regulation (TrinkwV) and German Food and Feed Code (§ 64 LFGB)]. Culture medium is composed in accordance with DIN EN 16266. Blood may be added.	500 g
TN1171 TN1171-01	Nutrient Broth	for 62.5 l culture medium (8.0 g for 1 l culture medium) for 625 l culture medium (8.0 g for 1 l culture medium) Cultivation of less fastidious microorganisms. No IVD.	500 g 5 kg
TN1172	Nutrient Broth I	for 20 l culture medium (25.0 g for 1 l culture medium) Nutrient-rich culture medium for cultivation of microorganisms, including fastidious microorganisms. No IVD.	500 g
TN1174	Nutrient Broth II	for 33.3 l culture medium (15.0 g for 1 l culture medium) Cultivation of microorganisms. No IVD.	500 g

O

Art. No.	Product	Description	Packing
TN1207	Orange Serum Agar	for 12.5 l culture medium (40.0 g for 1 l culture medium) Isolation, cultivation and determination of the germ count of acid-tolerant spoilage organisms in fruit juices and fruit extracts.	500 g

Art. No.	Product	Description	Packing
TN1269	Orange Serum Broth	for 20 l culture medium (25.0 g for 1 l culture medium) Isolation, cultivation and determination of the germ count of acid-tolerant spoilage organisms in fruit juices and fruit extracts.	500 g

P

Art. No.	Product	Description	Packing
TN1209	Palcam Agar (Base) (Palcam Agar acc. to van Netten)	for 7.4 l culture medium (68.0 g for 1 l culture medium) Isolation and detection of <i>Listeria monocytogenes</i> from foodstuffs (acc. to § 64 German Food and Feed Code), biological samples and strongly contaminated samples from the environment. Addition of Palcam Selective Supplement TN1312.	500 g
TN1147	Peptone Saline Diluent (Maximum Recovery Diluent)	for 52.6 l culture medium (9.5 g for 1 l culture medium) Culture medium for preparing samples acc. to DIN EN ISO 6887-1.	500 g
TN1189	Plate Count Agar (TGE Agar, Tryptone Glucose Yeast Extract Agar)	for 27.0 l culture medium (18.5 g for 1 l culture medium) Used to determine complete germ counts in milk, dairy products (acc. to § 64 German Food and Feed Code), water and other test materials.	500 g
TN1190	Plate Count Agar with Skimmed Milk (Tryptone Glucose Yeast Extract Milk Agar)	for 25.6 l culture medium (19.5 g for 1 l culture medium) Determination of germ counts in milk and dairy products (acc. to § 64 German Food and Feed Code).	500 g
TN1150	Potato Dextrose Agar acc. to harm. EP/USP/JP	for 12.8 l culture medium (39.0 g for 1 l culture medium) Preparation of <i>Aspergillus niger</i> test strain and for isolation. Used to cultivate and to maintain strains of yeasts and fungi. Medium for testing non-sterile products based on the recommendations of the harmonised method acc. to EP/USP/JP. No IVD.	500 g
TN1286	Pseudomonas Agar (Base)	for 10.3 l culture medium (48.4 g for 1 l culture medium) Used to detect and count <i>Pseudomonas aeruginosa</i> from water samples, foodstuffs and other material. Addition of Pseudomonas CN Selective Supplement TN1323 and glycerin TN1424.	500 g

R

Art. No.	Product	Description	Packing
TN1297	R2A Agar	for 27.6 l culture medium (18.1 g for 1 l culture medium) Used in the testing of water for use in injections.	500 g
TN1262	Rappaport Vassiliadis Salmonella Enrichment Broth acc. to harm. EP/USP/JP (RVS Broth)	for 18.5 l culture medium (27.1 g for 1 l culture medium) Selective enrichment of salmonellae. This culture medium is based on the recommendations of the harmonised method acc. to EP/USP/JP.	500 g

Dehydrated Culture Media

Art. No.	Product	Description	Packing
TN1167	Reinforced Medium for Clostridia acc. to harm. EP/USP/JP (RCM)	for 13.2 l culture medium (38.0 g for 1 l culture medium) Test for <i>Clostridia</i> . Selective enrichment of salmonellae. This culture medium is based on the recommendations of the harmonised method acc. to EP/USP/JP. No IVD.	500 g
TN1039	Rice Extract Agar	for 29.4 l culture medium (17.0 g for 1 l culture medium) Differentiation of <i>Candida albicans</i> via the formation of chlamydospores possible. Addition of Tween® 80 TN1422. No IVD.	500 g

S

Art. No.	Product	Description	Packing
TN1264	Sabouraud Dextrose Agar acc. to harm. EP/USP/JP	for 7.7 l culture medium (65.0 g for 1 l culture medium) Test for <i>Candida albicans</i> . Culture medium for testing non-sterile products. Culture medium is based on the recommendations of the harmonised method acc. to EP/USP/JP. No IVD.	500 g
TN1047	Sabouraud Dextrose Broth acc. to harm. EP/USP/JP	for 16.7 l culture medium (30.0 g for 1 l culture medium) Test for <i>Candida albicans</i> . Culture medium for testing non-sterile products. Culture medium is based on the recommendations of the harmonised method acc. to EP/USP/JP. No IVD.	500 g
TN1178 TN1178-01	Sabouraud 2%Glucose Agar (Sabouraud Dextrose Agar)	for 11.9 l culture medium (42.0 g for 1 l culture medium) for 119.0 l culture medium (42.0 g for 1 l culture medium) Used to cultivate and maintain strains of dermatophytes, yeasts and fungi. No IVD.	500 g 5 kg
TN1016	Sabouraud 2%Glucose Chloramphenicol Agar	for 11.9 l culture medium (42.1 g for 1 l culture medium) Used to isolate, cultivate and maintain strains of pathogenic and apathogenic dermatophytes, yeasts and moulds. No IVD.	500 g
TN1015	Sabouraud Glucose Medium with Chloramphenicol	for 8.1 l culture medium (62.1 g for 1 l culture medium) Selective cultivation of fungi in sterility testing. No IVD.	500 g
TN1203	Schaedler Broth	for 19.1 l culture medium (26.2 g for 1 l culture medium) Cultivation and application of the antimicrobial sensitivity test to anaerobes. No IVD.	500 g
TN1225	Selenite Broth	for 21.7 l culture medium (23.0 g for 1 l culture medium) Selective enrichment of salmonellae from faeces, foodstuffs and other materials. No supplements necessary. No IVD.	500 g
TN1183	Selenite Cystine Broth	for 21.7 l culture medium (23.0 g for 1 l culture medium) Selective enrichment of salmonellae from faeces, foodstuffs and other test materials. No supplements necessary. No IVD.	500 g
TN1184	Simmons Citrate Agar	for 9.8 l culture medium (15.3 g for 1 l culture medium) Differentiation of <i>Enterobacteriaceae</i> on the basis of the utilisation of citrate as the sole source of carbon (acc. to DIN 38411, § 64 German Food and Feed Code).	150 g

SALE

Art. No.	Product	Description	Packing
TN1220	Sorbitol MacConkey Agar (SMAC Agar)	for 10.3 l culture medium (48.5 g for 1 l culture medium) Cultivation and pre-differentiation of <i>E. coli</i> serogroup O 157.	500 g
TN1221 TN1221-01	SS Agar (Salmonella Shigella Agar Modified)	for 8.8 l culture medium (56.5 g for 1 l culture medium) for 88.5 l culture medium (56.5 g for 1 l culture medium) Isolation of salmonellae and shigellae. Inhibits the growth of gram-positive microorganisms, suppresses swarming of <i>Proteus</i> sp. No IVD.	500 g 5 kg
TN1017	Synthetic Nutrient Deficient Agar (SNA)	for 29.1 l culture medium (17.2 g for 1 l culture medium) Cultivation of yeasts and moulds in particular in plant culture.	500 g

T

Art. No.	Product	Description	Packing
TN1187	Tetrathionate Broth (Base) acc. to Muller-Kauffmann	for 5.0 l culture medium (89.4 g for 1 l culture medium) Selective enrichment of salmonellae from meat, meat products and other foodstuffs. Addition of iodine-potassium iodide solution (5 g potassium iodide, 4 g iodine, 20 ml distilled water).	500 g
TN1188 TN1188-01	Thioglycolate Medium acc. to EP/USP (Fluid Thioglycolate Medium)	for 16.7 l culture medium (30.0 g for 1 l culture medium) for 166.7 l culture medium (30.0 g for 1 l culture medium) Detection of aerobe and anaerobe microorganisms and when testing the sterility of products (EP and USP). No IVD.	500 g 5 kg
TN1256	Thioglycolate Medium Modified (high degree of transparency)	for 16.7 l culture medium (30.0 g for 1 l culture medium) Detection of aerobe and anaerobe microorganisms and when testing the sterility of products.	500 g
TN1023	Thioglycolate Medium without Indicator	for 16.6 l culture medium (30.1 g for 1 l culture medium) Detection of a variety of microorganisms, in particular anaerobes, from clinical material. No IVD.	500 g
TN1083 TN1083-01	Tryptic Soy (CASO) Broth Irradiated (Soyabean Casein Digest Broth Irradiated)	for 16.7 l culture medium (30.0 g for 1 l culture medium) for 166.7 l culture medium (30.0 g for 1 l culture medium) Sterility control of filling equipment (media-fill).	500 g 5 kg

Dehydrated Culture Media

Art. No.	Product	Description	Packing
TN1258	Tryptophan Pepton Water (Tryptophan Broth)	for 6.3 l culture medium (16.0 g for 1 l culture medium) Differentiation of <i>Enterobacteriaceae</i> by detection of indole formation (DIN EN 9308-1).	100 g
TN1241	TSC Agar (Base) (Tryptose Sulfit Cycloserine Agar)	for 12.8 l culture medium (39.0 g for 1 l culture medium) Detection of <i>Clostridium perfringens</i> and other sulfitereducing <i>Clostridia</i> taken from foodstuffs and water. Addition of TSC Selective Supplement TN1333.	500 g

V

Art. No.	Product	Description	Packing
TN1148	Violet Red Bile Glucose Agar (VRBD Agar)	for 13.3 l culture medium (37.5 g for 1 l culture medium) Isolation and determination of the germ count of <i>Enterobacteriaceae</i> in foodstuffs.	500 g
TN1042	Violet Red Bile Glucose Agar acc. to harm. EP/USP/JP (VRBD Agar)	for 13.7 l culture medium (36.5 g for 1 l culture medium) Test for bile-tolerant gram-negative bacteria. Culture medium for testing non-sterile products. This culture medium is based on the recommendations of the harmonised method acc. to EP/USP/JP.	500 g
TN1149	Violet Red Bile Lactose Agar (VRBL Agar, VRB Agar)	for 13.3 l culture medium (37.5 g for 1 l culture medium) Detection and determination of the colony count of coliform bacteria from water, foodstuffs and dairy products.	500 g

W

Art. No.	Product	Description	Packing
TN1194 TN1194-01	Water-blue Metachrome-yellow Lactose Agar acc. to Gassner, Modified (Gassner Agar, mod.)	for 9.9 l culture medium (50.3 g for 1 l culture medium) for 99.4 l culture medium (50.3 g for 1 l culture medium) Detection and isolation of <i>Enterobacteriaceae</i> from foodstuffs (especially meat) and other test materials.	500 g 5 kg
TN1210	Wort Agar (Base)	for 10.4 l culture medium (48.0 g for 1 l culture medium) Detection, isolation and determination of the colony count of yeasts and fungi (especially in controls carried out during the production of beverages). Addition of glycerin TN1424. No IVD.	500 g

X

Art. No.	Product	Description	Packing
TN1170	XLD Agar acc. to harm. EP/USP/JP (Xylose Lysine Desoxycholate Agar)	for 9.1 l culture medium (55.2 g for 1 l culture medium) Test for <i>Salmonella</i> . Medium for testing non-sterile products. Medium is based on the recommendation of the harmonised method acc. to EP/USP/JP. No IVD.	500 g
TN1196	XLD Agar acc. to ISO 6579 (Xylose Lysine Desoxycholate Agar)	for 8.8 l culture medium (57.0 g for 1 l culture medium) Isolation of salmonellae and shigellae from foodstuffs, clinical materials and pharmaceuticals. No IVD.	500 g

Y

Art. No.	Product	Description	Packing
TN1290	Yeast Extract Agar	for 26.3 l culture medium (19.0 g for 1 l culture medium) Used to determine the colony count of microorganisms cultivable at 22 °C and 35 °C from water and waste water (DIN EN ISO 6222).	500 g
TN1144	Yeast Extract Glucose Chloramphenicol Agar (YGC Agar)	for 14.2 l culture medium (35.1 g for 1 l culture medium) Detection and determination of the colony count of yeasts and moulds from foodstuffs. No supplements necessary.	500 g

Supplements

Supplements

Art. No.	Product	Description	Packing
TN1315	Bacillus Cereus Selective Supplement (Polymyxin B Selective Supplement)	for 6 l culture medium (2 vials for 1 culture medium) Inhibition of accompanying flora during the selection of <i>Bacillus cereus</i> . In conjunction with Bacillus Cereus Agar (Base) TN1245 and Egg Yolk Emulsion TN1316.	12 x 1 vial
TN1316	Egg Yolk Emulsion	for approx. 2 l culture medium (2 vials for 1 l culture medium) Isolation and differentiation of <i>Bacillus</i> spp., in particular of <i>Bacillus cereus</i> from foodstuffs (acc. to § 64 German Food and Feed Code). Supplement for culture media: 1 vial contains 25 ml 2 vials for 950 ml Bacillus Cereus Agar (Base) TN1245. 4 vials for 900 ml MYP Agar (Base) TN1291.	4 x 25 ml
TN1310	Egg Yolk Potassium Tellurite Emulsion	for approx. 2 l culture medium (2 vials for 1 l culture medium) Isolation and differentiation of <i>Staphylococcus aureus</i> from foodstuffs and pharmaceutical products. Supplement for culture media: 1 vial contains 25 ml 2 vials for 950 ml Baird Parker Agar (Base) TN1104.	4 x 25 ml
TN1318	Fraser Selective Supplement	for 3 l culture medium (1 vial per component for 0.5 l medium) Inhibition of accompanying flora during the selective enrichment of <i>Listeria monocytogenes</i> . Supplement for culture media consists of two components. 1 vial per component for 0.5 l Fraser Broth (Base) TN1257.	6 x 2 vials
TN1330	m-CP Selective Supplement	for 2 l culture medium (1 vial per component for 0.5 l culture medium) Used to detect <i>Clostridium perfringens</i> (incl. spores) in water. Supplement for culture media consists of three components. 1 vial per component for 0.5 l m-CP Agar (Base) TN1288.	4 x 3 vials
TN1334	Minca Supplement	for 1.2 l culture medium (1 vial for 0.1 l culture medium) Encourage development of fimbrial antigen F 5 (K 99) in enteropathogenic <i>E. coli</i> . Relevant to veterinary medicine (young cattles). 1 vial for 100 ml Minca Agar, modified TN1040.	12 x 1 vials
TN1324	Novobiocin Selective Supplement	for 6 l culture medium (2 vials for 1 l culture medium) Detection of motile salmonellae from foodstuffs and other test materials. 1 vial for 0.5 l MSRV Medium (Base) TN1272.	12 x 1 vial
TN1312	Palcam Selective Supplement	for 6 l culture medium (2 vials for 1 l culture medium) Inhibition of accompanying flora during the selection of <i>Listeria monocytogenes</i> . 1 vial for 0.5 l Palcam Agar (Base) TN1209.	12 x 1 vial

Art. No.	Product	Description	Packing
TN1323	Pseudomonas CN Selective Supplement	for 6 l culture medium (2 vials for 1 l culture medium) Inhibition of accompanying flora during the isolation of <i>Pseudomonas aeruginosa</i> . 1 vial for 0.5 l Pseudomonas Agar (Base) TN1286.	12 x 1 vials
TN1333	TSC Selective Supplement	for 6 l culture medium (2 vials for 1 l culture medium) Inhibition of accompanying flora during the isolation of <i>Clostridium perfringens</i> . 1 vial for 0.5 l TSC Agar (Base) TN1241.	12 x 1 vial

Do you have a specific request?
We develop and produce according to your demand.

Additives Detection Reagents

Additives

Art. No.	Product	Description	Packing
TN1424	Glycerin, water-free	Carbon source and energy source, inhibits the growth of bacterial accompanying flora. Supplement for culture media: Cetrimide Agar acc. to harm. EP/USP/JP TN1024 Bile Chrysoidine Glycerol Medium (Base) with MUG TN1237 Bile Chrysoidine Glycerol Agar (Base) TN1133, TN1133-01 Buffered Nitrate Motility Medium TN1078 King's Agar (Base) acc. to EN 12780 TN1287 Pseudomonas Agar (Base) TN1286 Wort Agar (Base) TN1210	100 ml
TN1422	Tween® 80	Emulsifier for lipids and oils. Solubilizers for substances that are difficult to wet. Growth factor. Supplement for culture media: 1 ml for 1 l CATC Agar (Base) TN1273. 1 ml for 1 l MRS Agar (Base) TN1201. 1 ml for 1 l MRS Agar (Base) with pH 5.7 TN1068. 1 ml for 1 l MRS Broth (Base) TN1205. 10 ml for 1 l Rice Extract Agar TN1039.	100 ml
TN1308	Urea Solution, 40%	Urea test for sterile culture media. Supplement for culture medium: 1 vial for 1 l Kligler Iron Agar TN1146.	12 x 1 vial

Detection reagents

Art. No.	Product	Description	Packing
TN1512	Acetamide Solution	for 20 tests	20 x 1 btl
TN1512-01		for 100 tests Used to detect ammonia in the identification of <i>Pseudomonas aeruginosa</i> . Ready-to-use Acetamide Solution acc. to DIN EN ISO 16266. 1 bottle contains 5 ml Acetamide Solution. Addition of Nessler's Reagent TN1515, TN1515-01.	100 x 1 btl
TN1519	Acid Phosphatase Reagent	Reagent is used in accordance with ISO 14189 to detect acid phosphatase from <i>Clostridium perfringens</i> . 6 vials dye reagent, 1 bottle buffer	6 vials + 1 btl
TN1515	Nessler's Reagent	for 60 vials Acetamide Solution	1 x 5 ml
TN1515-01		for 480 vials Acetamide Solution Used to detect ammonia in the identification of <i>Pseudomonas aeruginosa</i> . In conjunction with Acetamide Solution TN1512, TN1512-01.	4 x 10 ml
TN1517	Oxidase Reagent	for 12 tests Used for the oxidase reaction. 1 vial in 2 ml distilled water.	12 x 1 vial

Ready-to-use Culture Media

Ready-to-use culture media

Art. No.	Product	Description	Packing
TN1712	Sabouraud Glucose Slant Agar	Used to isolate, cultivate and maintain strains of pathogenic and apathogenic dermatophytes, yeasts and moulds. 1 tube contains 5.5 ml culture medium.	20 tubes
TN1714	Sabouraud Glucose Slant Agar with Chloramphenicol and Cycloheximide	Selective culture medium for use in the isolation of pathogenic moulds, in particular dermatophytes and <i>Candida</i> of clinical material. 1 tube contains 5.5 ml culture medium.	20 tubes
TN1752-01	Supplemented Liver/Thioglycolate Medium acc. to Frommelt	Liver/Thioglycolate Medium 1 tube contains 7 ml medium.	20 tubes
TN1752		Liver/Thioglycolate Medium 1 tube contains 7 ml medium.	100 tubes
TN1754		Growth Supplement Optimized medium for the cultivation of biofilm-relevant pathogens.	100 ml
TN1702	Swarm Agar	Enables salmonellae to swarm well, which promotes improved formation of the H-antigens. 1 tube contains 10 ml culture medium.	20 tubes

NEW

Ready-to-use culture media for use in the beverage industry

Art. No.	Product	Description	Packing
TN1724	DEV Nutrient Agar	Determination of complete germ counts in water acc. to DIN 38411 and § 64 LFGB (German Food and Feed Code).	9 x 250 ml
TN1743	Lysine Agar	Isolation and determination of the germ count of non- <i>Saccharomyces</i> (wild) yeasts in breweries.	9 x 250 ml
TN1707 TN1707-01	MegaPec Broth	Selective enrichment of gram-negative beer spoiling bacteria belonging to the genera <i>Pectinatus</i> and <i>Megasphaera</i> . 1 tube contains 12 ml broth.	20 tubes 100 tubes
TN1502	VLB-S7-S Agar	Detection of gram-positive, beer spoiling microorganisms (lactobacilli and pediococci in beer).	250 ml
TN1503	VLB-S7-S Broth	Detection of gram-positive, beer spoiling microorganisms (lactobacilli and pediococci in beer).	250 ml
TN1744	WL Nutrient Agar (WLN)	Used for the non-selective determination of microbial flora in breweries.	9 x 250 ml
TN1745	WL Nutrient Agar with Cycloheximide (WLD)	Detection and determination of the colony count of bacteria from test material that contain large numbers of yeasts and fungi.	9 x 250 ml
TN1746	Wort Agar	Cultivation of yeasts and moulds.	9 x 250 ml

Base Materials

Base materials

Art. No.	Product	Description	Packing
TN1400	Agar for microbiological purpose	Basal medium for the preparation of culture media for microbiological use.	500 g
TN1403 TN1403-01	Casein peptone, pancreatic digested (Tryptone)	Growth of a wide variety of organisms. Nutritious peptone and amino-acids. Component of many culture media.	500 g 5 kg
TN1423	Glucose for microbiological use	Dextrose for microbiological use.	500 g
TN1418	Lactose for microbiology	Milk sugar for microbiological use.	500 g
TN1410	Meat extract	Culture medium additive.	500 g
TN1405	Meat peptone, pancreatic digested	A highly nutritious peptone.	500 g
TN1417	Sodium chloride for microbiological purpose	Table salt for microbiological use.	1 kg
TN1419	Soy bean Peptone, papainic digested	A broad nutrient spectrum, a high level of carbohydrates and vitamins.	500 g
TN1404	Yeast extract for microbiological use	A source of carbon and amino acid and a rich source of B vitamins and growth factors.	500 g

Do you have a specific request?

We develop and produce according to your demand.

Immunoassays

DIAGNOSTICS WITH PASSION



Detection of rabies virus

Our Monoclonal Anti-Rabies, FITC, is used for detection of rabies virus in impression smears from different sources. The direct immunofluorescence test can be used for the detection of rabies

virus in brain tissues of animals and by virus isolation in cell cultures.

The product contains fluorescein isothiocyanate (FITC)-labelled monoclonal antibodies.

Our portfolio comprises:

- Monoclonal Anti-Rabies, FITC



Immunoassays

Detection of rabies virus

Monoclonal Anti-Rabies, FITC is used for the detection of rabies virus in impression smears from brain of animals and by virus isolation in cell cultures. The test is based on the principle of direct immunofluorescence. The test samples are coated with Monoclonal Anti-Rabies, FITC in the recommended working dilution, washed and placed in a fluorescence microscope to test for fluorescence. This fluorescent antibody test (FAT) is the most widely used method for diagnosing rabies infection and recommended by both WHO and OIE.

Monoclonal Anti-Rabies, FITC contains fluorescein isothiocyanate (FITC)-conjugated monoclonal antibodies, which are isolated from cell culture supernatants and conjugated with FITC.

The product is approved by the Licensing Authority of FLI, Federal Research Institute for Animal Health.


License No.: FLI B-555

Every manufactured product batch is released by the OIE and National Reference Laboratory of FLI.

Art. No.	Product	Description	Packing
PA1202	Monoclonal Anti-Rabies, FITC	Sensitive detection of the classical rabies virus or bat associated lyssaviruses, especially EBLV-1 and EBLV-2 using the fluorescent antibody test (FAT).	1 ml

Monoclonal Antibodies

DIAGNOSTICS WITH PASSION



The perfect combination of technology and antibody

Use your own technology combined with our antibodies. We offer monoclonal antibodies for research or further use in your own technique.

Depending on your demand, we supply supernatant or purified antibodies. In case you need a special labeling for your application, just contact us.

Our portfolio comprises:

- STEC-(VTEC) diagnostics
- Capture antibody for human IgM EIA
- Specific antibodies against *Salmonella*
- Anti-Mistletoe lectins for determining mistletoe lectin



Optimised management of your cell line and reliable production of antibodies in high concentrations

Monoclonal Antibodies

Anti-Human IgM

Art. No.	Product	Description	Packing
PA1312	Anti-Human IgM	capture antibody Sufficient for coating 10 micro-titre plates Coating antibody used for human IgM antibody detection by capture enzyme immunoassays.	1 mg

Anti-Mistletoe lectins (A chain)

Art. No.	Product	Description	Packing
PL110008	Anti-Mistletoe lectin (A chain) 5F5	5F5 binds preferentially to native epitopes of mistletoe lectins I-III. Serves as capture antibody in ELISA in combination with detection antibody „anti-mistletoe lectin (A chain) 5H8, POD labelled“ for determining total lectin content in mistletoe extracts.	0.1 mg
PL110005	Anti-Mistletoe lectin (A chain) 5H8, POD labelled	5H8 binds preferentially to native epitopes of mistletoe lectins I-III. Serves as detection antibody in ELISA in combination with capture antibody „anti-mistletoe lectin (A chain) 5F5“ for determining total lectin content in mistletoe extracts.	0.1 ml

Anti-Shigatoxin (Verotoxin)


Art. No.	Product	Description	Packing
TS2106	Anti-Shigatoxin 1	clone: VT 109/4-E9b Reacts with subunit B of Shigatoxin 1	1 mg
TS2103	Anti-Shigatoxin 2	clone: VT 135/6-B9 Reacts with subunit A of Shigatoxin 2	1 mg
TS2107	Anti-Shigatoxin 2	clone: VT 136/8-H4 Reacts with subunit B of Shigatoxin 2	1 mg

Anti-Salmonella

Product	Packing
Salmonella or Shigella specific antibodies	on request

Contract Manufacturing Antibodies

DIAGNOSTICS WITH PASSION



We meet your requirements

Our expertise, your benefits:

We offer monoclonal antibodies for research or further use in your own technique.

Take advantage of our longstanding expertise in the contract manufacturing of monoclonal antibodies:

Since 1990 we have produced monoclonal antibodies for in vitro diagnostics and for research purposes. The contract manufacturing of blood-group-serological monoclonal antibodies in bulk began in 2004, in accordance with the applicable GMP regulations of the FDA.

We have a wide repertoire of processes for the cultivation, purification and labeling of monoclonal immunoglobulins of different species (mice, rats, humans, rabbits).

From cell line entry to the finished bulk product with all necessary process stages, we are prepared to assist you with individual offers that are tailored to your specific requirements.

We look forward to every new challenge.



Optimised management of your cell line and reliable production of antibodies in high concentrations



Our Expertise, Your Benefits

Your Benefits at a Glance

Excellent quality management

- DIN EN ISO 13485
- DIN EN ISO 9001
- FDA audited

Tailored antibodies

- Monoclonal antibodies in cell culture supernatant
- Purified monoclonal antibodies
- Labelled monoclonal antibodies

Satisfied partners since 1994

- Long-term partnerships with national and international IVD companies
- High concentration of monoclonal antibodies
- High-cell-density batch processes
- Contract manufacturing of mammalian cell-based products





TAILORED PRODUCTS

„sifin diagnostics gmbh addresses all IVD-regulated markets in contract manufacturing and is among the few FDA-audited contract manufacturing companies producing monoclonal antibodies for blood grouping diagnostics.“

Process Flow Tailored Products

Contract manufacturing of mammalian cell-based products

Advice, immunisation and hybridoma generation

Cell line evaluation (mammalian cells)

Mycoplasma testing, mycoplasma elimination where necessary

Production at laboratory scale, evaluation of results by customer

Production or recommendation for further action

Delivery

mAb, native or recombinant glycoproteins, conditioned cell culture supernatants, biomass

Optional service

- Recloning
- Cryogenic storage
- Creation of a working cell bank
- Immunochemistry

Contract Manufacturing Antibodies

Your Key to Success

The basis of and key to your success is your production cell line. Based on many years of expertise, numerous cell culture techniques have been established to secure the long-term supply of raw materials for contract manufacturing, even if very little information is available at the start of the project.

- Mycoplasma checks protect the production area
- Quarantine area enables clean transfers and, if necessary, the sanitation of cell lines infected with mycoplasma
- Evaluation processes show the status quo and provide preliminary smaller product batches for quality control by the customer
- Subcloning techniques stabilise growth and secretion properties
- The generation of master and working cell banks form the basis of routine production
- Our long-term storage of production cell lines are the final touch to this range
- Satisfied business partners since 1994

This means that our production-to-order services offer a broad range of different production techniques to provide the best possible solution for achieving an objective in our customer's interest.

From laboratory scale to large-scale production

With 15 independent fermentation units all needs can be met, because batch cultures, fed-batch cultures, perfusion cultures and high-cell-density processes are routine for us!

Do you have a specific request?
Simply let us know your demand.

Contract Manufacturing

DIAGNOSTICS WITH PASSION



We meet your requirements

Benefit from our experience in core areas:

Culture media

We share our know-how in the development and production of culture media with you and produce according to your formulation.

Bacteriological test reagents

Our bacteriological test reagents for serotyping may be supplied as bulk reagents.

Contract Manufacturing

Do you have a specific request?
Simply let us know your demand.

MICRONAUT

DIAGNOSTICS WITH PASSION



MICRONAUT antimicrobial susceptibility testing (AST)

The test principle of the MICRONAUT system for AST is based on phenotypic detection of resistance as expressed by microbial growth in the presence of antibiotic compounds.

The broth microdilution (BMD) procedure is a standardized method and a worldwide accepted reference system for determination of true MIC values.

For all MICRONAUT AST systems the various antibiotics are placed with or without broth in a dehydrated form into the wells of the microtitration plates and are dissolved by adding bacterial suspensions.

After an incubation period of 18-24 hours at 35-37 °C the results can be photometrically measured and evaluated via MICRONAUT software or read visually.

Additionally your own customized antibiogram, according to your preferred standard like EUCAST or CLSI, can be composed from more than 200 antibiotics. Make your choice, whether it's breakpoint procedure, MIC testing or a combination of both.



MICRONAUT

MICRONAUT susceptibility testing (AST) in microtitration plates

The MICRONAUT AST plates are offered in standard plates and in individual customer defined configurations. Number and concentrations of antibiotics of the customer-specific plates are freely configurable. A minimum purchase is required. All further AST products are available as standard plates.

Customer defined plates

Art. No.	Product	Description	Packing
M/E1-xxx-100	MICRONAUT-S individual	1 test/2 tests/4 tests/plate AST as Breakpoint or MIC method with your choice of antibiotics.	100 plates

Standard plates for clinical laboratories

Art. No.	Product	Description	Packing
M/E5-009-100	MICRONAUT-UR	1 test/plate Identification (ID) and susceptibility testing (AST) of gram-negative and gram-positive bacteria for urological diagnostics.	100 plates
M/E1-270-400	MICRONAUT-S Urines Complete	4 tests/plate Susceptibility testing of therapy-relevant antibiotics like mecillinam, nitroloxin, temocillin and trimethoprim.	100 plates
M/E1-055-040	MICRONAUT-S MRSA / GP	1 test/plate Susceptibility testing towards multi-drug resistance in staphylococci, enterococci and pneumococci.	40 plates
M/E1-199-040	MICRONAUT-S Pneumococci & Haemophilus MIC	1 test/plate Susceptibility testing towards therapy-relevant antibiotics.	40 plates
M/E1-085-040	MICRONAUT-S Anaerobes MIC	1 test/plate Susceptibility testing towards therapy-relevant antibiotics.	40 plates
M/E1-221-040	MICRONAUT-S Pseudomonas MIC	1 test/plate Susceptibility testing towards therapy-relevant antibiotics.	40 plates
M/E1-111-040	MICRONAUT-S β-Lactamases	1 test/plate Phenotypic detection of multiple β -lactamases (ESBL, AMP-C, MBL, KPC, D-carbapenemases, OXA-48).	40 plates

Art. No.	Product	Description	Packing
M/E1-218-040	MICRONAUT-S MDR MRGN-Screening	1 test/plate Susceptibility testing of multidrug-resistant gram-negative bacteria incl. MRGN classification acc. to KRINKO.	40 plates
M/E1-120-080	MICRONAUT-S Carbapenemases Detection	2 test/plate Phenotypic detection of type A-carbapenemases (e.g. KPC), metallo-beta-lactamases and OXA-48-like type D-carbapenemases in <i>Enterobacteriaceae</i> and <i>Pseudomonas aeruginosa</i> .	40 plates
M/E1-246-100	MICRONAUT-S Gram-positive MIC	1 test/plate Susceptibility testing of gram-positive bacteria towards therapy-relevant antibiotics.	100 plates
M/E1-247-100	MICRONAUT-S Gram-negative MIC	1 test/plate Susceptibility testing gram-negative bacteria towards therapy-relevant antibiotics.	100 plates
M/E1-280-100	MICRONAUT-S GN varia complete MIC	1 test/plate Susceptibility testing gram-negative bacteria towards therapy-relevant antibiotics.	100 plates
M/E1-281-100	MICRONAUT-S GP varia complete MIC	1 test/plate Susceptibility testing of gram-positive bacteria towards therapy-relevant antibiotics.	100 plates

MICRONAUT

Standard plates for veterinary laboratories

Art. No.	Product	Description	Packing
M/E1-032-200	MICRONAUT-S Mastitis	2 tests/plate Susceptibility testing as MIC method for mastitis relevant antibiotics.	100 plates
M/E1-130-100	MICRONAUT-S Kleintier	1 test/plate Susceptibility testing as MIC method towards therapy-relevant antibiotics.	100 plates
M/E1-150-100	MICRONAUT-S Großtiere	1 test/plate Susceptibility testing as MIC method towards therapy-relevant antibiotics.	100 plates
M/E1-298-100	MICRONAUT-S Lifestock/Equines GN	1 test/plate Susceptibility testing gram-negative bacteria as MIC method towards therapy-relevant antibiotics.	100 plates
M/E1-299-100	MICRONAUT-S Lifestock/Equines GP	1 test/plate Susceptibility testing of gram-positive bacteria as MIC method towards therapy-relevant antibiotics.	100 plates

Standard plates for susceptibility testing of yeasts

Art. No.	Product	Description	Packing
M/E1-831-040	MICRONAUT-AM Anti Fungal Agents MIC	1 test/plate AST as MIC method for antifungal agents (EUCAST).	40 plates
M/E1-832-080	MICRONAUT-AM EUCAST AFST	2 tests/plate Susceptibility testing as MIC method towards antifungal agents (EUCAST).	40 plates

MICRONAUT MIC strips (visual evaluation)

Art. No.	Product	Description	Packing
M/EM-006-040	MIC-Strip Colistin	Susceptibility testing of bacteria by the broth microdilution method to determine the minimum inhibitory concentration (MIC). According to the EUCAST and CLSI recommendations of March 2016 and the study of November 2016.	40 strips
M/EM-022-040	MIC-Strip Vancomycin/Teicoplanin	Susceptibility testing of bacteria by the broth microdilution method to determine the minimum inhibitory concentration (MIC) of Teicoplanin and Vancomycin incl. the detection of vanA/vanB-phenotype of <i>E. faecalis</i> and <i>E. faecium</i> .	40 strips
M/EM-024-040	MIC-Strip Piperacillin-Tazobactam	Susceptibility testing of bacteria by the broth microdilution method to determine the minimum inhibitory concentration (MIC) of Piperacillin-Tazobactam.	40 strips

Special plates for interlaboratory comparison

Art. No.	Product	Description	Packing
M/E1-xxx-005	MICRONAUT-S MHK Ringversuche	1 test/plate Susceptibility test includes the currently required antibiotics, used in the ring-test bacteriology.	5 plates

MICRONAUT reagents

Art. No.	Product	Description	Packing
M/E2-301-001	Indol Reagent	For use with MICRONAUT-UR	100 ml
M/E2-305-001	Paraffin Oil	For use with MICRONAUT-UR	100 ml
M/E2-310-001	Peptidase Reagent	For use with MICRONAUT-UR	100 ml

MICRONAUT

MICRONAUT media

Art. No.	Product	Description	Packing
M/E2-331-020	Mueller Hinton Broth, cation adjusted	11.5 ml medium for susceptibility testing of bacteria.	20 tubes
M/E2-331-100	Mueller Hinton Broth, cation adjusted	11.5 ml medium for susceptibility testing of bacteria.	100 tubes
M/E2-311-020	MICRONAUT-H Medium	11.5 ml medium for susceptibility testing of fastidious bacteria.	20 tubes
M/E2-311-100	MICRONAUT-H Medium	11.5 ml medium for susceptibility testing of fastidious bacteria.	100 tubes
M/E2-319-100	MICRONAUT-SB Medium	11.5 ml suspension medium for the susceptibility testing via MICRONAUT-SB and MICRONAUT-UR plates.	100 tubes
M/E2-330-020	MICRONAUT-Wilkins-Chalgren Broth	11.5 ml medium for susceptibility testing of anaerobes.	20 tubes
M/E2-324-020	MICRONAUT-RPMI-1640 Medium + Glucose + MOPS	11.5 ml medium for susceptibility testing of yeasts.	20 tubes
M/E2-338-100	MICRONAUT-ID Medium	5.5 ml medium for the identification of the MICRONAUT-UR plates.	100 tubes
M/E2-318-200	MICRONAUT-SB Medium	Dry granulate The number of tests depends on the product used.	200 g

MICRONAUT software

Art. No.	Product	Description	Packing
M/U8-305-001	MICRONAUT 6 Software	MICRONAUT 6 software (online compatible) Software used for reading, evaluation and validation of MICRONAUT plates.	1 unit

Instruments and equipment

Art. No.	Product	Description	Packing
M/735391	Pipette	8-channel stepper Picus®	1 unit
M/L4Y-100-001	Densitometer		1 unit
M/2350	McFarland Standard	Set consists of McFarland standards 0.5 / 1.0 / 2.0	1 unit
M/sifin3	Tecan SUNRISE	Plate photometer	1 unit
M/PC-MCN 6-001	WINDOWS PC	WINDOWS 10 PC	1 unit
M/709400	BRAND Liquid Handling Station	Liquid Handling Station incl. software and equipment. size: 530 x 595 x 485 mm, weight: 25 kg	1 unit

MICRONAUT

Consumables

Art. No.	Product	Description	Packing
M/LH-B791204	Biohit Optifit tips FlexiBulk 1200	For use with the Biohit pipette.	480 units
M/BH3-487-096	Biohit tips rack 96	1 tray rack per 96 tips.	1 rack
M/791202	Biohit Optifit Tip	Refill pack with 10 x 96 tips.	10 racks
M/R4-510-350	1-Channel reservoirs	Single-use reservoir for inoculation of 1 test/plate.	350 units
M/R4-506-350	2-Channel reservoirs	Single-use reservoir for inoculation of 2 tests/plate.	350 units
M/R4-508-350	4-Channel reservoirs	Single-use reservoir for inoculation of 4 tests/plate.	350 units
M/B3-002-040	MICRONAUT foil perforated, 40 units	For sealing of MICRONAUT plates.	40 units
M/B3-004-040	MICRONAUT foil unperforated, 40 units	For sealing of MICRONAUT plates.	40 units

Index, alphabetical

A

½ Fraser Broth Complete	32
Half Fraser Broth, complete	
Acid Phosphatase Reagent	44
Agar for microbiological purpose	46
Acetamide Solution	44
Alkaline Peptone Water with 2% Sodium Chloride	28
APW	
APW	28
Alkaline Peptone Water with 2% Sodium Chloride	
Azide Glucose Broth	28

B

Bacillus Cereus Agar (Base)	28
PEMBA	
Bacillus Cereus Selective Supplement	42
Baird Parker Agar (Base)	28
Bedside Cards	6
BHI Broth	29
Brain Heart Infusion Broth	
Bile Chrysoidine Glycerol Agar (Base)	28
Bile Chrysoidine Glycerol Agar (Base) with MUG	28
Bile Esculin Azide Agar	28
Blood Agar (Base)	28
BPLS Agar, modified Brilliant Green Phenol Red Agar	29
acc. to Edel and Kampelmacher	
BPLS-Agar acc. to Kauffmann, modified	29
Brilliant Green Phenol Red Agar	
BPW	29
Buffered Peptone Water	
Brain Heart Infusion Broth	29
BHI Broth, Brain Heart Glucose Broth	
Brilliant Green Bile Lactose Broth	29
BRILA	
Brilliant Green Phenol Red Agar	29
Brilliant Green Phenol Red Agar acc. to Edel and Kampelmacher	29
Brolacin Agar	30
CLED Agar	
Buffered Nitrate Motility Medium	29

Buffered Peptone Water	29
BPW	
Buffered Sodium Chloride Peptone Solution pH 7.0	29
acc. to EP/USP/JP	

C

Casein Peptone, pancreatic digested	46
Tryptone	
Casein Peptone Bile Agar	39
Tryptone Bile Agar, TBA	
Casein Soya Bean Digest Agar acc. to harm.	30
EP/USP/JP CASO Agar	
Casein Soya Bean Digest Broth acc. to harm.	30
EP/USP/JP CASO Broth	
CASO Agar	30
Casein Soya Bean Digest Agar acc. to harm. EP/USP/JP	
CASO Broth	30
Casein Soya Bean Digest Broth acc. to harm. EP/USP/JP	
CASO Broth, irradiated	39
Tryptic Soy Broth, irradiated	
CASO Broth, modified	35
Modified Soybean Casein Digest Broth	
CATC Agar (Base)	30
CCA	30
ChroMedium Coliform, Chromogenic Coliform Agar	
Cereus Selective Agar acc. to Mossel	36
MYP Agar (Base)	
Cetrimide Agar acc. to harm. EP/USP/JP	30
China Blue Lactose Agar	30
ChroMedium Coliform	30
CCA, Chromogenic Coliform Agar	
Chromogenic Coliform Agar	30
ChroMedium Coliform, CCA	
CIN Culture Medium	41
Yersinia Agar (Base) acc. to Schiemann	
Citrate Azide Tween Carbonate Agar	30
CATC Agar (Base)	
CLED Agar	30

Index, alphabetical

Clostridial Differential Broth	30
Clostridial Medium acc. to harm. EP/USP/JP RCM, Reinforced Medium for Clostridia acc. to harm. EP/USP/JP	38
Coli Agglutinating Sera	23
Coliform Agar, chromogenic ChroMedium Coliform, Chromogenic Coliform Agar, CCA	30
Columbia Agar (Base)	30
Columbia Agar acc. to harm. EP/USP/JP	30
Columbia Blood Agar (Base) Columbia Agar (Base)	30
Control antigens for the Anti-Salmonella test reagents	17
Control antigens for the Anti-Shigella test reagents	21
Count Agar, sugar-free acc. to FIL-IDF	30

D

DCLS Agar Desoxycholate Citrate Agar modified	31
Desoxycholate Citrate Agar, modified DCLS Agar	31
DEV Gelatin Agar	31
DEV Lactose Peptone Broth	31
DEV Nutrient Agar, dehydrated culture medium	31
DEV Nutrient Agar, ready-to-use culture medium	45
Dextrose Agar Glucose Agar	32
DIASSALM Diagnostic Semi-Solid Salmonella Agar	31
Diagnostic Semi-Solid Salmonella Agar DIASSALM	31
Double Sugar Iron Agar acc. to Kligler Kligler Iron Agar, KIA	33
DRCM Clostridial Differential Broth	30

E

Egg Yolk Emulsion	42
Egg Yolk Potassium Tellurite Emulsion	42
Endo Agar	31

Enterobacteriaceae Enrichment Broth Mossel acc. to harm. EP/USP/JP	31
Enterococci Selective Agar acc. to Slanetz-Bartley	31

F

Fluid Thioglycolate Medium Thioglycolate Medium acc. to EP/USP	39
Fraser Broth (Base)	32
Fraser Broth, complete	32
½ Fraser Broth, complete Half Fraser Broth, complete	32
Fraser Selective Supplement	42

G

Gassner Agar, modified Water-blue Metachrome yellow Lactose Agar acc. to Gassner	41
GCG Agar Bile Chrysoidine Glycerol Agar (Base)	28
Gelatine Lactose Medium	32
Glucose Agar	32
Glucose for microbiological use	46
Glucose Nutrient Broth	32
Glucose Yeast Extract Cysteine Agar (Base) acc. to Beerens	32
Glycerin, water-free	44
GSP Agar (Base)	32

H

Half Fraser Broth, complete	32
-----------------------------	----

I

Iron Double Sugar Agar acc. to Kligler KIA	33
Kligler Iron Agar, Double Sugar Iron Agar acc. to Kligler	

K

Kanamycin Esculin Azide Agar	33
KAA Agar	
Kanamycin Esculin Azide Broth	33
KAA Broth	
KIA	33
Kligler Iron Agar	
King's Agar (Base)	33
Kligler Iron Agar	33
Double Sugar Iron Agar acc. to Kligler, KIA	

L

Lactobacillus Agar acc. to de Man, Rogosa and Sharpe MRS Agar (Base)	35
Lactose for microbiology	46
Lactose Fuchsin Sulfite Agar	31
Endo Agar	
Lauryl Sulfate Broth	33
Lauryl Sulfate Tryptose Lactose Broth	
Lauryl Sulfate Tryptose Broth with Tryptophan and MUG	33
Lauryl Sulfate Tryptose Lactose Broth	33
Lauryl Sulfate Broth	
LDC Broth	34
Lysine Decarboxylase Broth	
Leifson Agar, modified	31
Desoxycholate Citrate Agar (DCLS Agar), modified	
Linden Grain Medium	34
Liver/Thioglycolate Medium acc. to Frommelt, supplemented	45
LST/MUG Medium	33
Lauryl Sulfate Tryptose Broth with Tryptophan and MUG	
Lysine Agar, ready-to-use culture medium	45
Lysine Decarboxylase Broth	34
LDC Broth	

M

MacConkey Agar	34
MacConkey Agar acc. to harm. EP/USP/JP	34
MacConkey Broth acc. to harm. EP/USP/JP	34
Magnesium Chloride Malachite Green Broth acc. to Rappaport-Vassiliadis	34
Malachite-green Broth	34
Malt Extract Agar	34
Mannitol Egg Yolk Polymyxin Agar	35
MYP Agar (Base)	
Mannitol Salt Agar acc. to harm. EP/USP/JP	35
Maximum Recovery Diluent	37
Peptone Saline Diluent	
m-CP Agar (Base)	35
m-CP Selective Supplement	43
Meat extract	46
Meat peptone, pancreatic digested	46
MegaPec Broth, ready-to-use culture medium	45
m-Enterococci Agar	31
Enterococci Selective Agar acc. to Slanetz-Bartley	
MICRONAUT system	53
Minca-Agar, modified, dehydrated culture medium	35
Minca Supplement	42
MLGA (ChroMedium MLGA)	30
Membrane Lactose Glucuronide Agar	
Modified Scholtens' Broth	35
Modified Semi-solid Rappaport Vassiliadis Medium	35
MSRV Medium (Base)	
Modified Soybean Casein Digest Broth	35
CASO Broth, modified	
Monoclonal antibodies	49
MRS Agar (Base)	35
MRS Agar (Base) with pH 5.7	35
MRS Broth (Base)	35
MSB	35
Modified Scholtens' Broth	
MSRV Medium (Base)	35
Mueller Hinton Agar	35
MYP Agar (Base)	36

Index, alphabetical

N

Nessler's Reagent	44
Novobiocin Selective Supplement	42
Nutrient Agar I	36
Nutrient Agar III	36
Nutrient Agar acc. to German drinking water regulation and Food and Feed Code	36
Nutrient Broth	36
Nutrient Broth I	36
Nutrient Broth II	36

O

Orange Serum Agar	36
Orange Serum Broth	37
Oxidase Reagent	44

P

Palcam Agar (Base)	37
Palcam Agar acc. to van Netten	37
Palcam Selective Supplement	42
Peptone Saline Diluent	37
Maximum Recovery Diluent	37
Peptone Water, Buffered	29
Buffered Peptone Water	29
Peptone Water with 2% Sodium Chloride, alkaline	28
Sodium Chloride Polymyxin Solution (Base)	28
PK® Products	8
Plate Count Agar	37
Plate Count Agar with Skimmed Milk	37
Polymyxin B Selective Supplement	42
Bacillus Cereus Selective Supplement	42
Polyoxyethylene sorbitan monooleate	44
Tween® 80	44
Potato Dextrose Agar acc. to harm. EP/USP/JP	37
Pseudomonas Aeromonas Agar acc. to Kielwein	32
GSP Agar (Base)	32
Pseudomonas Agar (Base)	37
Pseudomonas CN Selective Supplement	43

R

R2A Agar	37
Rabies Detection Product	47
Rappaport Vassiliadis Salmonella Enrichment Broth acc. to harm. EP/USP/JP	37
RVS Broth	37
RCM acc. to harm. EP/USP/JP	38
Reinforced Medium for Clostridia acc. to harm. EP/USP/JP	38
Recovery Diluent, maximum	37
Peptone Saline Diluent	37
Reinforced Medium for Clostridia acc. to harm. EP/USP/JP	38
RCM acc. to harm. EP/USP/JP	38
Rice Extract Agar	38
RV Medium	34
Magnesium Chloride Malachite Green Broth acc. to Rappaport-Vassiliadis	34
RVS Broth acc. to harm. EP/USP/JP	37
Rappaport Vassiliadis Salmonella Enrichment Broth acc. to harm. EP/USP/JP	37

S

Sabouraud Dextrose Agar	
Sabouraud 2% Glucose Agar	
Sabouraud 2%Glucose Agar	38
Sabouraud Dextrose Agar acc. to harm. EP/USP/JP	38
Sabouraud Dextrose Broth acc. to harm. EP/USP/JP	38
Sabouraud 2%Glucose Chloramphenicol Agar	38
Sabouraud Glucose Medium with Chloramphenicol	38
Sabouraud Glucose Slant Agar, ready-to-use culture medium	45
Sabouraud Glucose Slant Agar with Chloramphenicol and Cycloheximide, ready-to-use culture medium	45
Salmonella Agglutinating Sera	12
Salmonella Shigella Agar, modified	39
SS Agar, modified	39
Schaedler Broth	38
Scholtens' Broth modified	35
Modified Scholtens' Broth	35
Selenite Broth	38
Selenite Cystine Broth	38
Serafol	6
Shigella Agglutinating Sera	20

Simmons Citrate Agar	38
SMAC Agar	39
Sorbitol MacConkey Agar	
Sodium chloride for microbiological purpose	46
Sodium Chloride Peptone Solution pH 7.0 acc. to EP/USP/JP, buffered	29
Sodium Chloride Polymyxin Solution (Base)	28
Alkaline Peptone Water with 2% Sodium Chloride, APW	
Sorbitol MacConkey Agar	39
SMAC Agar	
Soyabean Casein Digest Broth, modified Modified	35
Soybean Casein Digest Broth, CASO Broth modified	
Soyabean Casein Digest Broth, irradiated	39
Tryptic Soy Broth irradiated, CASO Broth irradiated	
Soy bean Peptone, papainic digested	46
SS Agar, modified	39
Salmonella Shigella Agar, modified	
Liver/Thioglycolate Medium acc. to Frommelt, supplemented	45
Swarm Agar, ready-to-use culture medium	45
Synthetic Nutrient Deficient Agar	39
SNA	
T	
Tetrathionate Broth (Base) acc. to Muller-Kauffmann	39
TGE Agar	38
Plate Count Agar	
Thioglycolate Medium acc. to EP/USP	39
Thioglycolate Medium, modified	39
Thioglycolate Medium without Indicator	39
Tryptic Soy Broth (CASO), irradiated	39
Tryptone	46
Casein peptone, pancreatic digested	
Tryptone Glucose Yeast Extract Agar	37
Plate Count Agar	
Tryptone Glucose Yeast Extract Milk Agar	37
Plate Count Agar with Skimmed Milk	
Tryptophan Broth	40
Tryptophan Pepton Water	
Tryptophan Pepton Water	40
Tryptose Sulfite Cycloserine Agar	40
TSC Agar (Base)	

TSC Agar (Base)	40
Tryptose Sulfite Cycloserine Agar	
TSC Selective Supplement	43
TSYEA	40
Tryptone Soy Yeast Extract Agar	
Tween® 80	44

U

Urea Indole Motility Medium	33
HIB Medium (Base)	
Urea Solution, 40%	44

V

VLB-S7-S Agar, ready-to-use culture medium	45
VLB-S7-S Broth, ready-to-use culture medium	45
Violet Red Bile Glucose Agar	40
VRBD Agar	
Violet Red Bile Glucose Agar acc. to harm. EP/USP/JP	40
VRBD Agar acc. to harm. EP/USP/JP	
Violet Red Bile Lactose Agar	40
VRB Agar	40
Violet Red Bile Lactose Agar	
VRBD Agar	40
Violet Red Bile Glucose Agar	
VRBD Agar acc. to harm. EP/USP/JP	40
Violet Red Bile Glucose Agar acc. to harm. EP/USP/JP	

Index, alphabetical

W

Water-blue Metachrome-yellow Lacose Agar	41
acc. to Gassner, modified	
WLD, ready-to-use culture medium	45
WL Nutrient Agar with Cycloheximide	
WL Nutrient Agar, ready-to-use culture medium	45
WLN	
WL Nutrient Agar with Cycloheximide, ready-to-use culture medium	45
WLD	
WLN, ready-to-use culture medium	45
WL Nutrient Agar	
Wort Agar (Base)	41
Wort Agar, ready-to-use culture medium	45
Wort Peptone Agar	34
Malt Extract Agar	

X

XLD Agar acc. to ISO 6579	41
XLD Agar acc. to harm. EP/USP/JP	41
Xylose Lysine Desoxycholate Agar	41
XLD Agar acc. to ISO 6579	
Xylose Lysine Desoxycholate Agar acc. to harm. EP/USP/JP	41
XLD Agar acc. to harm. EP/USP/JP	

Y

Yeast Extract Agar	41
Yeast extract for microbiological use	46
Yeast Extract Glucose Chloramphenicol Agar	41
YGC Agar	
Yersinia Agglutinating Sera	22
YGC Agar	41
Yeast Extract Glucose Chloramphenicol Agar	

Certificates



CERTIFICATE

The certification body IFTA AG certifies

sifin diagnostics gmbh
Berliner Allee 317-321
13088 Berlin
Germany

the conformity of the introduced quality management system for the field of the development, manufacturing and sale of products for human and veterinary medical in-vitro-diagnostics as well as for the microbiological examination of water and food and other diagnostic applications with the standard


DIN EN ISO 9001:2015

Start of validity: 07.07.2020
End of validity: 06.07.2023

Report and certificate number: IC00016 038 20
The certificate consists of 1 page

This certificate includes an annual examination of the QMS by IFTA AG according to the specified standard.

Berlin, 17.06.2020


Prof. Dr. Jörn Karge
CEO



Certificates

Certificate

mdc medical device certification GmbH

certifies that

sifin

sifin diagnostics gmbh

Berliner Allee 317-321

13088 Berlin

Germany

for the scope

**development, manufacturing and distribution of
in vitro diagnostic medical devices for the product groups:
blood grouping, bacteriological test reagents and culture media as well as
manufacturing of raw materials for manufacturing of
in vitro diagnostic medical devices**

has introduced and applies a

Quality Management System

The mdc audit has proven that this quality management system
meets all requirements of the following standard

EN ISO 13485

**Medical devices – Quality management systems –
Requirements for regulatory purposes**

EN ISO 13485:2016 + AC:2016 - ISO 13485:2016

Valid from	2021-10-23
Valid until	2024-10-22
Registration no.	D1058700050
Report no.	P21-00883-206453
Stuttgart	2021-07-23



mdc medical device certification GmbH
Kriegerstraße 6
D-70191 Stuttgart, Germany
Phone: +49-(0)711-253597-0
Fax: +49-(0)711-253597-10
Internet: <http://www.mdc-cg.de>


Head of Certification Body



Deutsche Akkreditierungsstelle GmbH

Annex to the Accreditation Certificate D-PL-20980-01-00
according to DIN EN ISO/IEC 17025:2005

Period of validity: 12.07.2018 to 11.07.2023

Date of issue: 12.07.2018

Holder of certificate:

sifin diagnostics gmbh
Prüflaboratorium Nährmedien
Berliner Allee 317-321, 13088 Berlin

Tests in the fields:

microbiological analysis of culture media at area food, animal feed and water

The testing laboratory is permitted, without being required to inform and obtain prior approval from DAkkS, to use standards or equivalent testing methods listed here with different issue dates.

DIN EN ISO 11133
2015-01

Microbiology of food, animal feed and water - Preparation,
production, storage and performance testing of culture media
(*withdrawn standard*)

Abbreviations used:

DIN	German Institute for Standardisation (Deutsches Institut für Normung e. V.)
EN	European Standard
IEC	International Electrotechnical Commission
ISO	International Organization for Standardization

Distributors

Albania

Bacteriological test reagents

Krijon Ltd.
Phone: +355-4-2347713
Fax: +355-4-2340817
E-Mail: krijon@albmail.com

Austria

Bacteriological test reagents

Culture media

MICRONAUT
BIOMEDICA
Medizinprodukte GmbH & Co KG
Phone: +43-1-291-07-56
Fax: +43-1-290-14-29
E-Mail: sales.biomedica@bmgrp.at
www.biomedica.co.at

Belarus

Bacteriological test reagents

Himhrom
Phone: +375-172-161797
Fax: +375-172-161798
E-Mail: himhrom@open.by

Bulgaria

Bacteriological test reagents

MICRONAUT
Ridacom Ltd.
Phone: +359-2-9559998
E-Mail: info@ridacom.com
www.ridacom.com

Blood group products

IVD Bulgaria
Phone: +359-2-49-11-226
Fax: +359-2-97-58-023
E-Mail: ivd@ivd.bg
www.ivd.bg

MICRONAUT

AQUACHIM JSco.
Phone: +359-2-807-50-25
Fax: +359-2-807-50-50
E-Mail: aquachim@aquachim.bg
www.aquachim.bg

Chile

Bacteriological test reagents

Blood group products

Farmalatina Ltda
Phone: +56-2-838-5000
Fax: +56-2-838-5050
E-Mail: farmalatina@farmalatina.cl
www.farmalatina.cl

Croatia

Bacteriological test reagents

Labomar d.o.o.
Phone: +385-1-3457969
Fax: +385-1-3457967
E-Mail: viktor@labomar.hr
www.labomar.hr

Cyprus

Bacteriological test reagents

Culture media

Scientronics Ltd.
Phone: +357-22-467880
Fax: +357-22-764614
E-Mail: a.sarpetsas@biotronics.com.cy
www.scientronics.com

Czech Republic

Bacteriological test reagents

BioVendor – Laboratorní medicína a.s.
Phone: +420-549-124-111
Fax: +420-549-211-465
E-Mail: info@biovendor.cz
www.biovendor.cz

Bacteriological test reagents

Eurex Medica, spol. s r.o.
Phone: +420-599-526-510
Fax: +420-596-614-507
E-Mail: info@eurexmedica.cz
www.eurexmedica.cz

Egypt

Bacteriological test reagents

Sigma Trade Co.
Phone: +20-2-5737861
Fax: +20-2-5737861
E-Mail: info@sigmatrade.net
www.sigmatrade.net

France

Bacteriological test reagents

Eurobio
Phone: +33-1-69-07-94-77
Fax: +33-1-69-07-95-34
E-Mail: adv@eurobio.fr
www.eurobio.fr

Georgia

Bacteriological test reagents

Bio-Medi Ltd.
Phone: +995-32-2913-437
Fax: +995-32-2913-438
E-Mail: info@biomedi.ge

Greece

Blood group products

Vaktro Scientific
Phone: +30-2610-223999
Fax: +30-2610-223595
E-Mail: info@vaktro.gr
www.vaktro.gr

Blood group products

Biosna Basklavanis - Fotoglou - Perros S.A.
Phone: +30-210-7799468
Fax: +30-210-7791439
E-Mail: biosna@otenet.gr

MICRONAUT

Bio-G
Phone: +30-2310-558888
Fax: +30-2310-558888
E-Mail: info@biog.gr
www.biog.gr

Hungary

Bacteriological test reagents

Culture media

Blood group products

Biotest Hungaria Kft.
Phone: +36-23-511311
Fax: +36-23-511310
E-Mail: biotest@biotest.hu
www.biotest.hu

Ireland

Bacteriological test reagents

Cruinn Diagnostics Ltd.
Phone: +353-1-6297400
Fax: +353-1-6297401
E-Mail: info@cruinn.ie
www.cruinn.ie

Italy

Bacteriological test reagents

Culture media

Generon S.p.A.
Phone: +39-059-8637161
Fax: +39-059-7353024
E-Mail: marketing@generon.it
www.generon.it

Kosovo

Bacteriological test reagents

Culture media

ERAMED
Phone: +381-38-245-361
Fax: +381-38-245-361
E-Mail: flamur@era-med.com
www.era-med.com

Kuwait

MICRONAUT

Boubyan National Medical Company
Phone: +965-222-68-356
Mobile: +965-6645-4960
E-Mail: flamur@era-med.com
www.boubyanmed.com

Latvia

Bacteriological test reagents

Culture media

Enola SIA
Phone: +371-6-7372566
Fax: +371-6-7379302
E-Mail: info@enola.lv
www.enola.lv

Lebanon

Blood group products

BioCare
Phone: +961-1-686033
Fax: +961-1-686032
E-Mail: biocare@biocarelb.com
www.biocarelb.com

Lithuania

Bacteriological test reagents

Biometrija UAB
Phone: +370-5-2481824
Fax: +370-5-2400085
E-Mail: biometrija@biometrija.lt
www.biometrija.lt

MICRONAUT

UAB „Interautomatika“
Phone: +370-5-2607810
Fax: +370-5-2411464
E-Mail: alla@interlab.lt
www.interautomatika.lt

Macedonia

Bacteriological test reagents

Blood group products

Biotek doo Skopje
Phone: +389-23-110-106
Fax: +389-23-126-274
E-Mail: info@biotek.com.mk
www.biotek.com.mk

Malaysia

MICRONAUT

LABLINK
Phone: +60-3-40234588
Fax: +60-3-40234298
E-Mail: purchasing@lablink.com.my
www.lablink.com.my

Malta

Bacteriological test reagents

Culture media

E.J. Busuttil Ltd.
Phone: +356-21-447184
Fax: +356-21-445366
E-Mail: info@ejbusuttil.com
www.ejbusuttil.com

Moldova

Bacteriological test reagents

IM Global Biomarketing Group
Phone: +373-22-54-73-73
Fax: +373-22-54-73-73
E-Mail: office@gbg.md
www.gbg.md

Mongolia

MICRONAUT

Monbiopharm Co. Ltd.
Phone: +976-99-156493
Fax: +976-11-324420
E-Mail: delgermaa.e@monbiopharm.mn
www.monbiopharm.mn

Montenegro

Bacteriological test reagents

Morazzia Laboratory
Phone: +382-40-235500
Fax: +382-40-257035
E-Mail: morazzia@cg.yu

Morocco

Bacteriological test reagents

Blood group products

Top Labo
Phone: +212- 52-2989221
Fax: +212-52-2989223
E-Mail: toplabo0@gmail.com

Netherlands

Bacteriological test reagents

Xebios Diagnostics Group
Mobil: +31-6-587-207-24
E-Mail: arjan.meeles@xebios.com
www.xebios.de

Bacteriological test reagents Culture media

MICRONAUT

bioTRADING Benelux B. V.
(DiaMondial Group)
Phone: +31-297-286848
Fax: +31-297-287570
E-Mail: info@biotrading.com
www.biotrading.com

New Zealand

Bacteriological test reagents

Ngaio Diagnostics
Phone: +64-3-5484727
Fax: +64-3-5484729
E-Mail: info@ngaio.co.nz
www.ngaio.co.nz

Norway

Bacteriological test reagents

MICRONAUT

Montebello Diagnostics AS
Phone: +47-22141490
Fax: +47-22144490
E-Mail: mail@montebello.no
www.montebello.no

Panama

Bacteriological test reagents

Inversiones Sagrav S.A.
Phone: +507-2330902
Fax: +507-2335685
E-Mail: sagrav@sagrav.com.pa

Philippines

Bacteriological test reagents

Goldquest Biotechnologies Inc.
Phone: +63-2-2419515
Fax: +63-2-2433486
E-Mail: quest-diagnostic@pltdsl.net
www.goldquest-biotechnologies.com

Poland

Bacteriological test reagents

Nobipharma Sp.z.o.o.
Phone: +48-22-6339802
Fax: +48-22-6339802
E-Mail: info@nobipharma.pol.pl
www.nobipharma.pol.pl

Bacteriological test reagents

Graso Zenon Sobiecki
Phone: +48-58-562-30-21
Fax: +48-58-562-79-87
E-Mail: zamowienia@graso.com.pl
www.podloza.pl

Portugal

Blood group products

Iberlab & Immunoreage solucoes
para laboratório, lda.
Phone: +351-22-2087876
Fax: +351-22-2054328
E-Mail: iberlab@iberlab.pt
www.iberlab.pt

MICRONAUT

Quilaban
Phone: +351-21-9236372
Fax: +351-21-9236389
E-Mail: k.ferreira@quilaban.pt
www.quilaban.pt

Romania

Culture media

SC EMSAR SRL
Phone: +40-31-1013182
Fax: +40-21-6671243
E-Mail: office@emsar.ro
www.emsar.ro

Bacteriological test reagents

Eurovet Lab
Phone: +40-21-3102153
Fax: +40-21-3102154
E-Mail: cosmin@eurovet-lab.ro

Blood group products

SC Vitro Biochem srl
Phone: +40-21-4118833
Fax: +40-21-4116023
E-Mail: office@vitro.ro

Russia

Bacteriological test reagents

Culture media

HEM Ltd.
Phone: +74-95-7870432
Fax: +74-95-6120481
E-Mail: sale@hemltd.ru
www.hemltd.ru

Saudi-Arabia

Bacteriological test reagents

Gamsco
Phone: +966-3-839-4085
Fax: +966-3-839-4084
E-Mail: sales@gamscomed.com
www.gamscomed.com

Serbia

Bacteriological test reagents

ProMedia doo
Mobile: +381-64-821-6411
Phone: +381-23-580-340 (1211)
Fax: +381-23-580-722
E-Mail: office_zr@promedia.rs
www.promedia.rs

Slovenia

Bacteriological test reagents

Mediline d.o.o.
Phone: +386-1-8308040
Fax: +386-1-8308070
E-Mail: info@mediline.si
www.mediline.si

South Africa

Blood group products

Ethitech
Phone: +27-21-855-0307
Fax: +27-86-657-1986
E-Mail: sarah@ethitech.co.za
www.ethitech.co.za

Spain

Bacteriological test reagents

Blood group products

Werfen Iberia
(DiaMondial Group)
Phone: +34-934-010211
Fax: +34-934-010350
E-Mail: allenderrozos@werfen.com
www.werfen.com

Sweden

MICRONAUT

Miclev AB
Phone: +46-40-365400
E-Mail: elin.wallin@miclev.se
www.miclev.se

Switzerland

Bacteriological test reagents

MICRONAUT

Biotest (Schweiz) AG
Phone: +41-62-8890000
Fax: +41-62-8890001
E-Mail: mail.ch@biotest.com
www.biotest.ch

Taiwan

Bacteriological test reagents

Linkseas Trading Co., Ltd.
Phone: +886-2-27735142
Fax: +886-2-27721983
E-Mail: lks1976.tw@msa.hinet.net

Tunisia

Blood group products

Maghreb Medical Maintenance
Phone: +216-25-88-84-58
E-Mail: limmmm@gnet.tn

Turkey

Blood group products

Toprak Medikal Ltd.
Phone: +90-212-6217016
Fax: +90-212-6217018
E-Mail: topramed@superonline.com

Ukraine

Bacteriological test reagents

NPF Ukrmedialab Ltd.
Fon: +380-667-207-941
E-Mail: himediaua@gmail.com

Bacteriological test reagents

Culture media

MICRONAUT

Labreagent LLC
Phone: +384-446-76441
Fax: +384-446-76441
E-Mail: ierokhina@sors.com.ua

United Arab Emirates

MICRONAUT

Alliance Global Group
Phone: +971 (4) 375-27-44
Fax: +971 (4) 429-13-76
E-Mail: customerservice@agbl.net

United Kingdom

Bacteriological test reagents

MICRONAUT

BioConnections
Phone: +44-1782-516010
Fax: +44-1782-510733
E-Mail: inbox@bcnx.co.uk
www.bioconnections.co.uk

Venezuela

Bacteriological test reagents

Blood group products

Culture media

Ganbaro
Phone: +58-212-5410501
Fax: +58-212-5410866
E-Mail: gerencia.producto@ganbaro.com.ve
www.ganbaro.com.ve

Vietnam

Blood group products

Phuong Dong TECHME Co., Ltd.
Phone: +84-4-66872909
E-Mail: vinhtruongtbyt@gmail.com

Blood group products

VAN XUAN
Phone: +84-8-38-686-109
Fax: +84-8-38-686-157
E-Mail: triphuong@hcm.fpt.vn

MICRONAUT

Eastern Medical Equipment
Co.Ltd., Hanoi
Phone: +84-983-184-161
E-Mail: thuy.nt_hn@eastern.vn
www.easterngroup.com.vn

Notes

Do you have a specific request?
Simply let us know your demand.

sifin

sifin diagnostics gmbh

Berliner Allee 317-321
13088 Berlin, Germany

Phone: +49 30 700 144-0
Telefax: +49 30 700 144-30
E-Mail: info@sifin.de



sifin diagnostics gmbh

Berliner Allee 317-321
13088 Berlin, Germany

Phone: +49 30 700 144-0
Telefax: +49 30 700 144-30
E-Mail: info@sifin.de

www.sifin.de