Medbone®
MEDICAL DEVICES

adbone® TCP

99,9% TCP

Sterilios trikalcio-fosfato (TCP)/kaulų pakaitalai 74p.d.

adbone® TCP

Porous synthetic ceramic designed for the filling of bone voids or defects.

- adbone® TCP induces regeneration and bone growth:
  - Stimulates the proliferation and differentiation of osteoblasts;
- Composition:
  - 99,9% Tricalcium Phosphate (β-TCP);
- Highly interconnected porosity with an excellent mechanical resistance;
- adbone® TCP is replaced by new bone during the healing process.

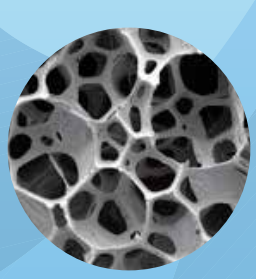


Indications

adbone® TCP is intended to be used as a bone void filler or augmentation material for bone defects that are not intrinsic to the stability of the bony structure:

- Fractures with bone defect;
- Vertebral arthrodesis;
- Tibial osteotomy;
- Tibial and femoral fracture;
- Total knee and hip revision;
- Spine Surgery.

Cellular adhesion after 5 days

Excellent Malleability. Perfect Osteointegration and Osteoconduction. Exceptional bioactivity.

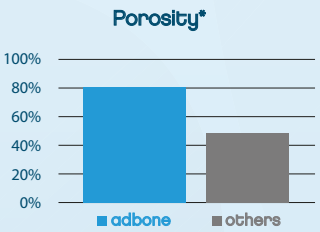

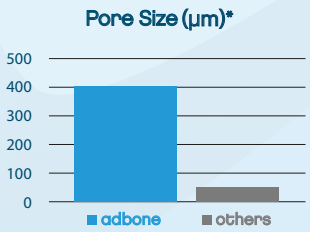

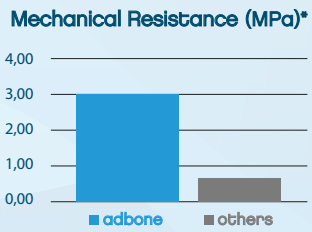

adbone® TCP acts as natural bone.

*Reference: C. M. S. Ranito, F. C. Oliveira, J. P. Borges, "Hydroxyapatite foams for bone replacement" Key Mater. Eng. 284-286 (2005) 341-344; C. M. S. Ranito, "Fabrication of Hydroxyapatite foams bone medicalapplications", SPM, vol 15, n°3/4 (2003) 2-15;

Ver.B_07-2014

Why choose adbone® TCP?

Security

High Cohesiveness

Vascularization

M aximum Security
100% synthetic and 100% resorbable

R adiopaque
Allows the perfect monitorization of osteointegration.

R eabsorbable **74 p.d.**
adbone® TCP is replaced by new vital bone within 1-6 months.

M ultiple Geometries
High variety of granules, blocks, cylinders and wedges.

H igh Cohesiveness
adbone® TCP particles present high cohesivity, conserving the volume of the initial cavity.

V ascularization **74 p.d.**
adbone® TCP induces a remarkable vascularization.

References	Geometry	Size	Quantity
TCP030425G	Granules	3 - 4 mm	2.5g x 1 Unit
TCP030405G	Granules	3 - 4 mm	5g x 1 Unit
TCP030410G	Granules	3 - 4 mm	10g x 1 Unit
TCP030415G	Granules	3 - 4 mm	15g x 1 Unit
TCP080820B	Block	8 x 8 x 20 mm	1 Unit
TCP151520B	Block	15 x 15 x 20 mm	1 Unit
TCP152030B	Block	15 x 20 x 30 mm	1 Unit
TCP080820C	Cylinder	8 x 8 x 20 mm	1 Unit
TCP062530W	Wedge	6 x 25 x 30 mm	1 Unit
TCP082530W	Wedge	8 x 25 x 30 mm	1 Unit
TCP102530W	Wedge	10 x 25 x 30 mm	1 Unit
TCP122530W	Wedge	12 x 25 x 30 mm	1 Unit
TCP142530W	Wedge	14 x 25 x 30 mm	1 Unit

Easy handling

74.1.1
74.2.1
74.3.1
74.3.2
74.3.3
74.3.4
74.4.2

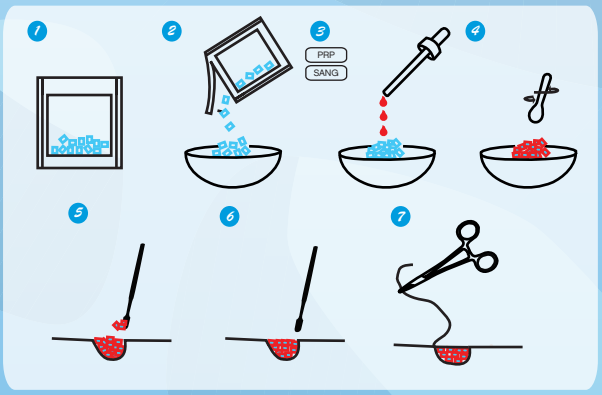

References:

- C. M. S. Ranito, F. A. Oliveira, J. P. Borges, **"Mechanical behaviour of dense hydroxyapatite blocks"**, Advanced Materials ForumIII, Vol 514-516, 1083 (2006);
- C. M. S. Ranito, F. A. Oliveira, J. P. Borges, **"Synthesis of calcium phosphate powders for biomedical applications using Taguchi´s method"**, Advanced Materials Forum III, Vol 514-516, 1025 (2006);
- C. M. S. Ranito, F. C. Oliveira, J. P. Borges, **"Hydroxyapatite foams for bone replacement"**, Key Mater. Eng. 284-286 (2005) 341-344;
- C. M. S. Ranito, **"Fabrication of Hydroxyapatite foams bone medical applications"**, SPM, vol 15, n°3/4 (2003) 2-15;

Awards:

- National Young Entrepreneur Award 2012
- GESVENTURE Internationalization Award 2011
- Entrepreneur of the Year Award 2011
- National Women Entrepreneur Award 2011
- BES Innovation Award 2009
- Entrepreneurship Merit Medal 2009
- Business Ideas Contest Award 2008
- College of Material Science Engineering Award 2006
- Federation of the European Materials Societies Award 2003

Manufactured by:

Medbone®
MEDICAL DEVICES

Rua Fonte da Carreira n°350, B-17,
2645-467 Cascais - Portugal
Tel: +351 210 938 956 I Mob: +351 913 511 583
e-Fax: +351 211 946 681
www.medbone.eu

CE 0120

Distributed by: