

L-Aneurysm-Clip®

P
PETER LAZIC
MICROSURGICAL
INNOVATIONS

1.1; 2.1; 3.1

www.lazic.de

FEATURES OF THE CLIP

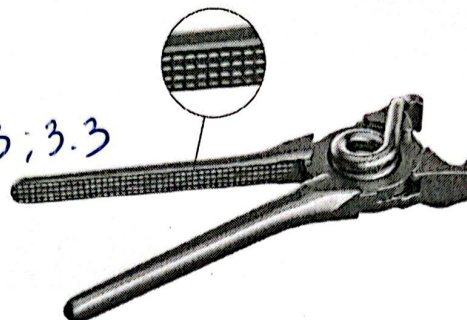
Merkmale des Clips

ATRAUMATIC JAW PROFILE

Atraumatisches Maulprofil

The pyramid shaped textured surface of the inner jaw prevents slipping and doubles the tissue holding surface area. Pressure is evenly distributed over the entire surface of the inner jaw.

Das pyramidenförmige Maulprofil wirkt dem Slip-Effekt wirksam entgegen. Das Gewebe kann sich in die Struktur der Maulinnenfläche legen. Die Struktur verdoppelt die Haltefläche und ermöglicht eine gleichmäßige Verteilung des Drucks.



MATERIAL

Material

The L-Aneurysm-Clips are made of unalloyed Titanium acc. to ISO 5832-2 and alloyed titanium (Ti-6Al-4V) acc. to ISO 5832-3 (only inside spring). Both implant materials meet the highest quality requirements. They are MRI conditional up to 3 Tesla, non-ferromagnetic and cause only little image artifact in MR/CT.

Die L-Aneurysmen-Clips werden aus unlegiertem Titan gem. ISO 5832-2 und einer Titanlegierung (Ti-6Al-4V) gem. ISO 5832-3 (nur innen liegende Feder) hergestellt. Beide Implantat-Werkstoffe entsprechen höchsten qualitativen Ansprüchen. Sie sind MRI konditional bis zu einer Feldstärke von 3 Tesla, nicht ferromagnetisch und verursachen eine nur geringe Artefaktbildung im MR/CT.

1.2; 2.2; 3.2



MRI CONDITIONAL

3 TESLA


INSTRUCTIONS FOR THE CATALOGUE SYSTEM


Erklärung zum Katalogsystem

IDENTIFICATION KEY

Produktzellen

Jaw Length
Maullänge





45.750

8,9 mm

1,77 N | 180 g

Cat.No.
REF Artikelnummer

max. Opening
Max. Maulöffnung

Closing Force in N and g
Schließdruck in N und g

COLOR CODING

Farbliche Kennzeichnung

The color coding permits a simple and safe identification of the permanent (blue or pink colored) and temporary (gold or gold/pink colored) clips.

Die farbliche Kennzeichnung ermöglicht eine einfache und sichere Identifikation der permanenten (blau- bzw. pinkfarbenen) und temporären (gold- bzw. gold/pinkfarbenen) Clips.



Standard Permanent
Standard Permanent



Standard Temporary
Standard Temporär



Mini Permanent
Mini Permanent



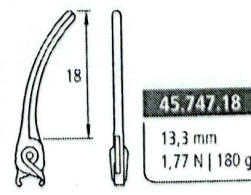
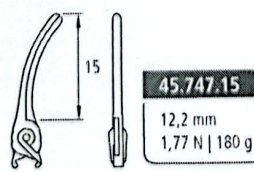
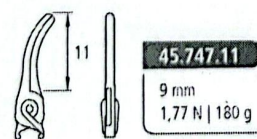
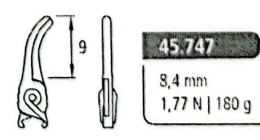
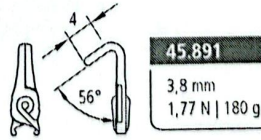
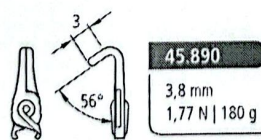
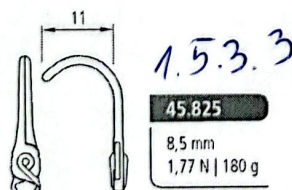
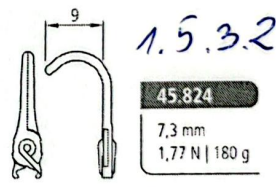
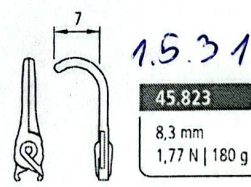
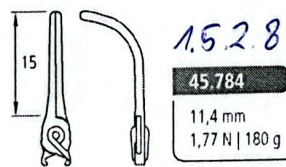
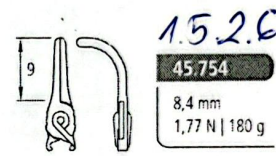
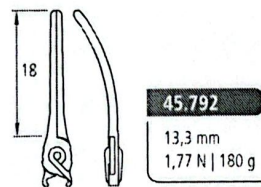
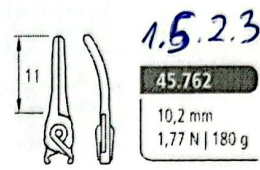
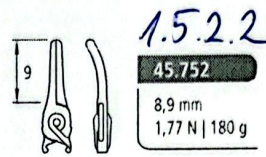
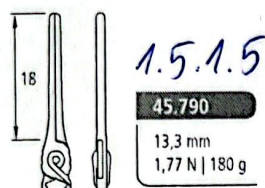
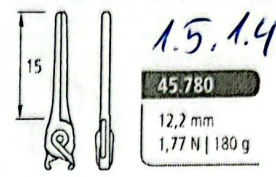
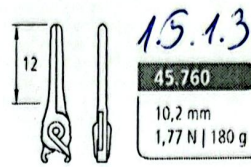
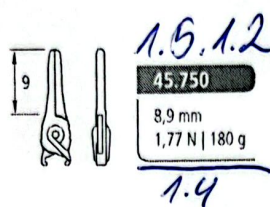
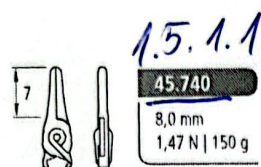
Mini Temporary
Mini Temporär

L-ANEURYSM-CLIP SYSTEM TITANIUM

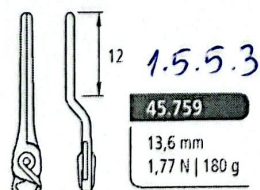
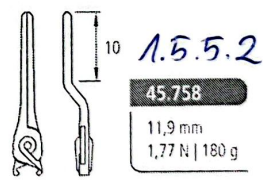
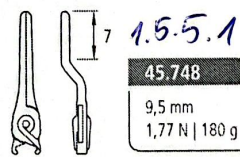
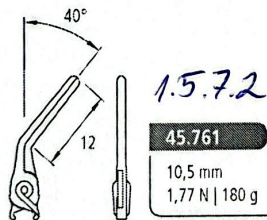
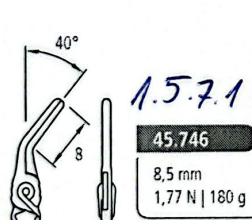
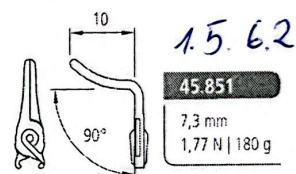
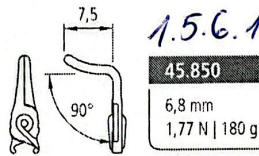
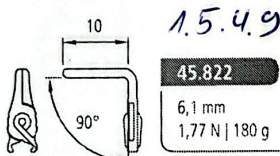
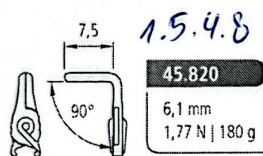
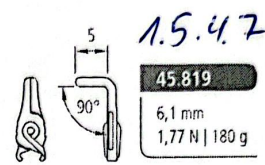
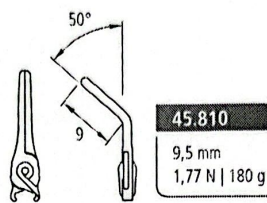
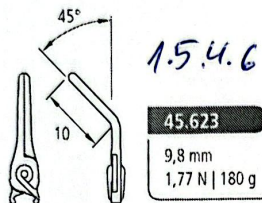
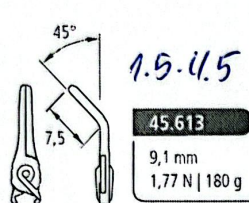
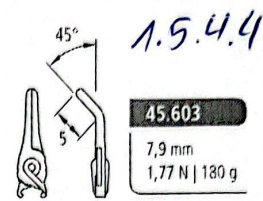
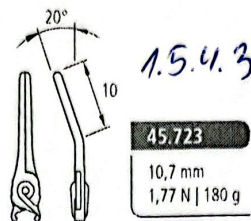
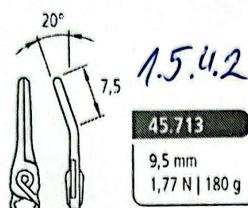
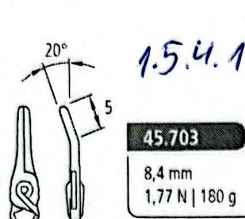
L-Aneurysmen-Clip System TITAN

STANDARD, PERMANENT

Standard, Permanent

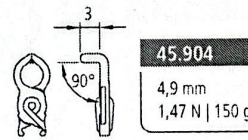
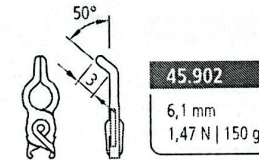
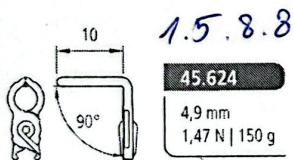
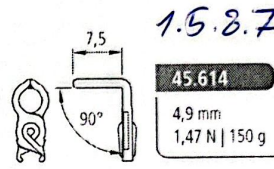
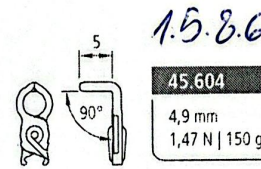
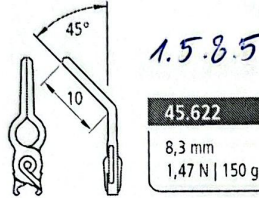
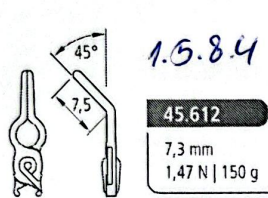
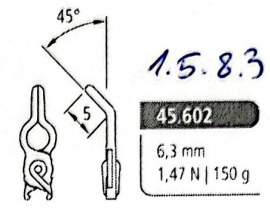
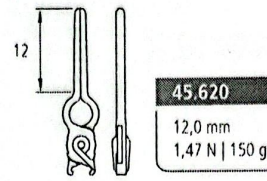
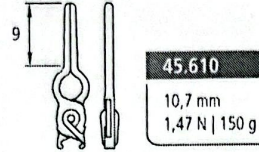
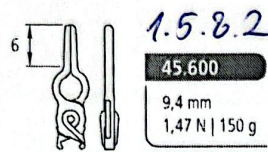
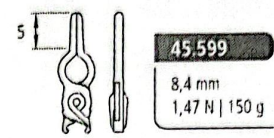
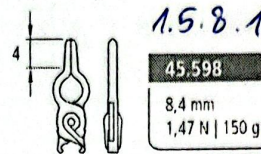
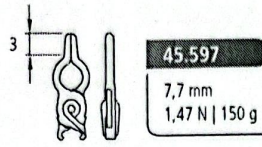
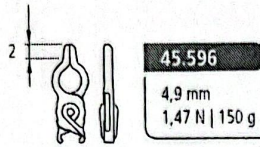


STANDARD, PERMANENT
Standard, Permanent



1.5.8

FENESTRATED Ø 3.5 MM, STANDARD PERMANENT
Gefenstert ø 3,5 mm, Standard Permanent

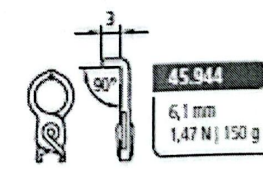
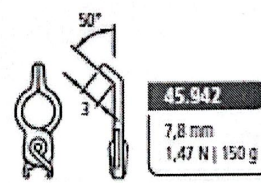
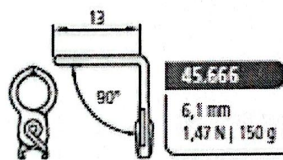
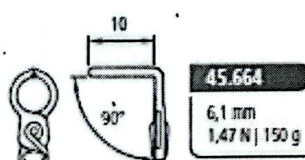
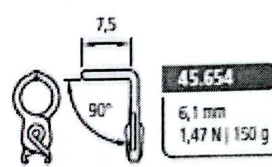
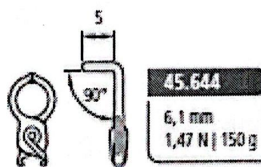
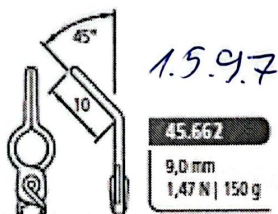
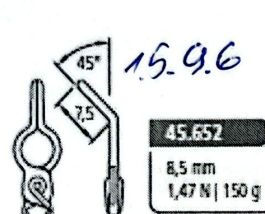
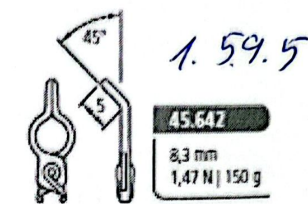
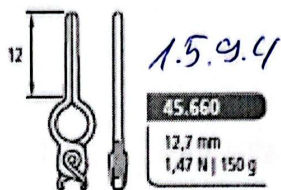
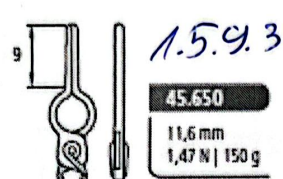
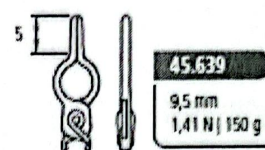
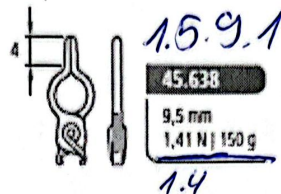
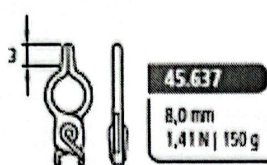


L-ANEURYSM-CLIP SYSTEM TITANIUM

L-Aneurysmen-Clip System TITAN

1.5.9

FENESTRATED Ø 5,0 MM, STANDARD PERMANENT
Gefertigt ø 5,0 mm, Standard Permanent

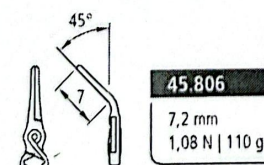
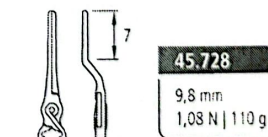
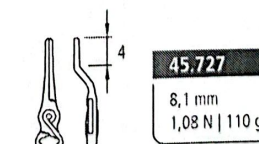
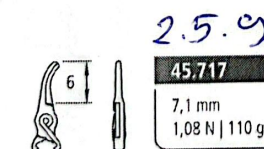
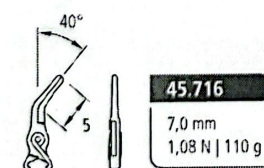
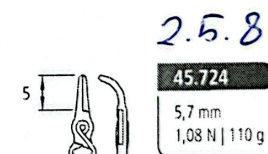
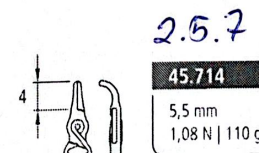
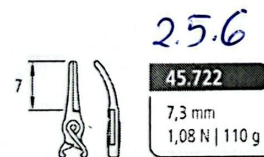
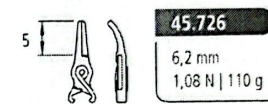
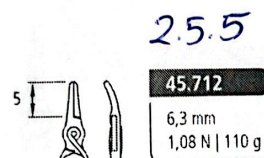
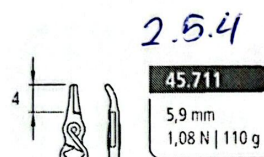
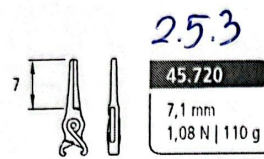
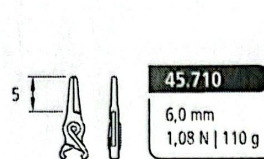
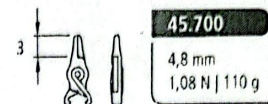
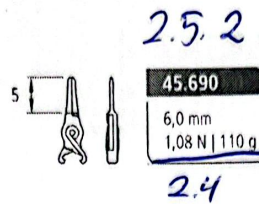
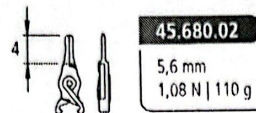
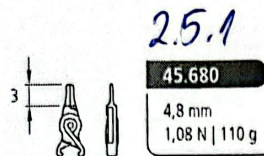


L-ANEURYSM-CLIP SYSTEM TITANIUM

L-Aneurysmen-Clip System TITAN

MINI, PERMANENT
Mini, Permanent

2.

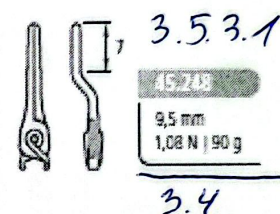
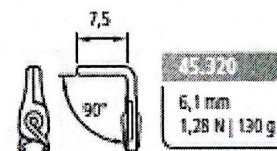
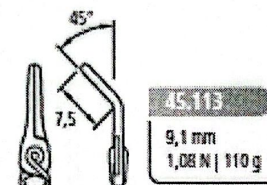
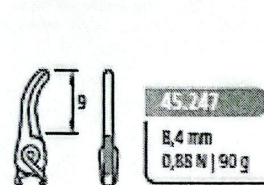
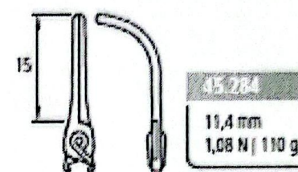
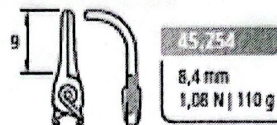
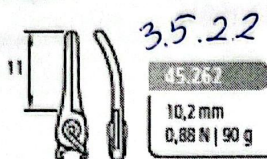
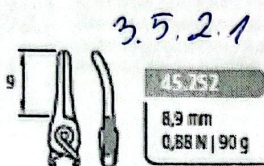
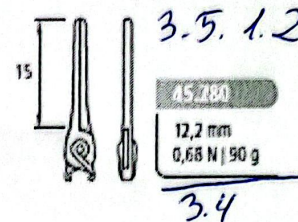
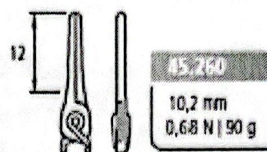
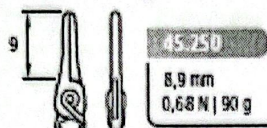
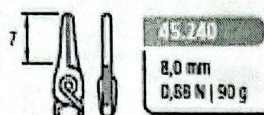


L-ANEURYSM-CLIP SYSTEM TITANIUM

L-Aneurysmen-Clip System TITAN

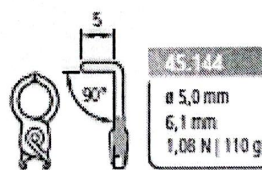
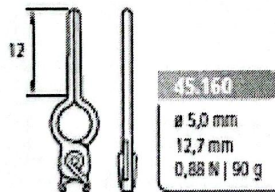
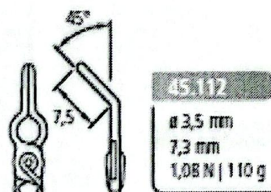
STANDARD, TEMPORARY

3

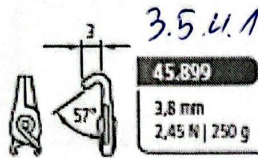


FENESTRATED, STANDARD TEMPORARY

Gefenstert, Standard Temporär



BOOSTER CLIP, PERMANENT
Booster Clip, Permanent

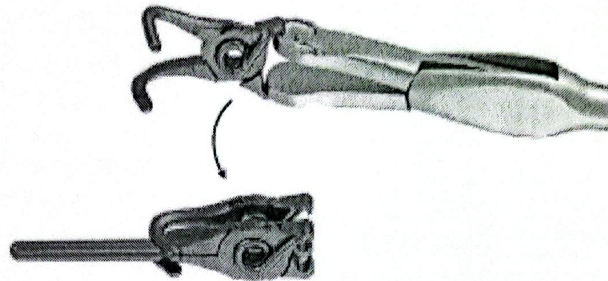


45.899

3,8 mm
2,45 N | 250 g

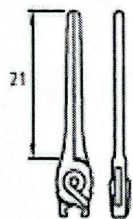


To intensify the closing force of an applied Standard L-Aneurysm-Clip.
Zur Verstärkung der Schließkraft eines applizierten Standard L-Aneurysmen-Clips.



GIANT CLIPS
Giant Clips

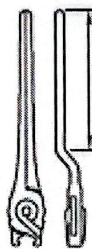
3.5.5



3.5.5.1

45.858

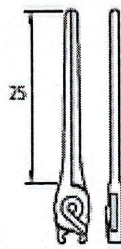
13,5 mm
1,77 N | 180 g



3.5.5.2

45.859

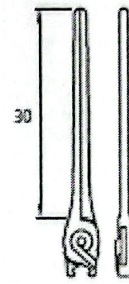
13,5 mm
1,77 N | 180 g



3.5.5.3

45.860

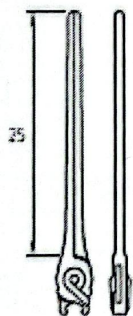
13,7 mm
1,77 N | 180 g



3.5.5.4

45.861


16 mm
1,77 N | 180 g



3.5.5.5

45.862

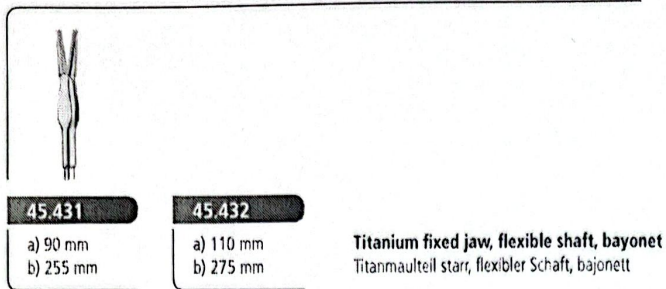
18,7 mm
1,77 N | 180 g




45.863

21,0 mm
1,77 N | 180 g

MINI & STANDARD L-CLIP APPLIER
Mini & Standard L-Clip Anlegezange



MINI & STANDARD L-CLIP APPLIER/REMOVER
Mini & Standard L-Clip Anlege-/Entnahmezange



i Memory Metal: automatically returns to original shape when sterilized.

Memory-Metall: verformt sich bei Sterilisation automatisch in den ursprünglichen geraden Zustand.

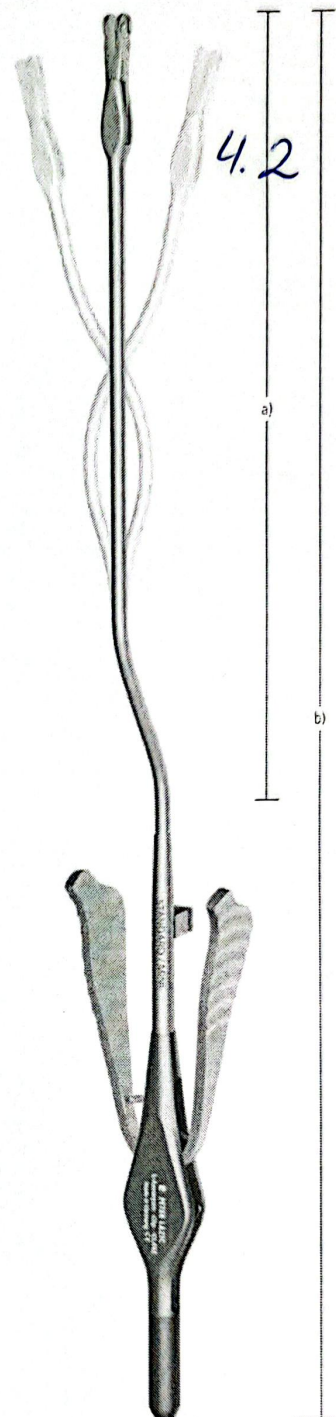


Fig./Abb.: 45.441