ordering information

82 P.D

Developed portfolio with unique references.

	Reference	Stent length (mm)	Unconstrained stent Ø (mm)	Working length (mm)	Pusher length (cm)	N° of RX markers			Compatible microcatheter
						Dist.	Body	Prox.	
catchview	CATCHVMINI10	19	4	10	200	3	0	1	VASCO+10 I.D. min .017''
	CATCHVMINI15	24		15		3	0	1	
	CATCHVMINI20	29		20		3	0	1	
	CATCHV20	33	5	20		3	3	2	VASCO+18 I.D. min .021''
	CATCHV35	48		35		3	8	2	
	CATCHVMAXI30	45	6	30		3	9	2	VASCO+18 I.D. min .021''
	CATCHVMAXI40	56		40		3	15	2	
	CATCHVMAXI50	67		50		3	12	2	

CATCHView is designed for use in the flow restoration of patients with ischemic stroke due to large intracranial vessel occlusion. It is indicated to restore blood flow in the neurovasculature of patients who are ineligible for intravenous tissue plasminogen activator (IV t-PA), who fail IV t-PA therapy or as a supplement treatment of initiated IV t-PA therapy. The CATCHView thromboembolectomy device should only be used by physicians trained in interventional neuroradiology and treatment of ischemic stroke. Class III CE0297 in compliance with Medical Device Directive (MDD 93/42/EEC amended by 2007/47/EC). Manufactured by BALT Extrusion. Carefully read the instructions for use before use. First CE marking:2018.

VASCO+ Reinforced micro-catheters are intended: for injection of diagnostic or therapeutic products; to position pushable coils "SPIRALES" or detachable coils especially the ones of MDS « mechanical detachment system »; for the use of the self-expanding stent LEO+ or SILK+. Class III CE0297 in compliance with Medical Device Directive (MDD 93/42/EEC amended by 2007/47/EC). Manufactured by BALT Extrusion. Carefully read the instructions for use before use. First CE marking:2004.

The content of this document, in particular data, information, trademarks and logos are BALT S.A.S and affiliates' sole property. Consequently, all representation and/ or reproduction, whether in part or in full, is forbidden and would be considered a violation of BALT S.A.S and affiliates' copyrights and other intellectual proprietary rights ©2018 BALT S.A.S and affiliates all rights reserved. This document with associated pictures are non-contractual and are solely dedicated to healthcare professionals and BALT S.A.S and affiliates' distributors.
The products commercialized by BALT S.A.S or affiliates shall exclusively be used in accordance with the instructions for use included in the boxes. DC037GB (04/2018)

Balt
10, rue de la Croix Vigneron, 95160 Montmorency France
Tel. : +33 (0)1 39 89 46 41
Fax : +33 (0)1 34 17 03 46
www.balt.fr

balt
inspiring innovation

catchview

revascularization device



balt
inspiring innovation

catchview

Designed for use in the flow restoration of patients with ischemic stroke due to intracranial vessel occlusion.

expands up to 6mm in diameter

stroke treatment

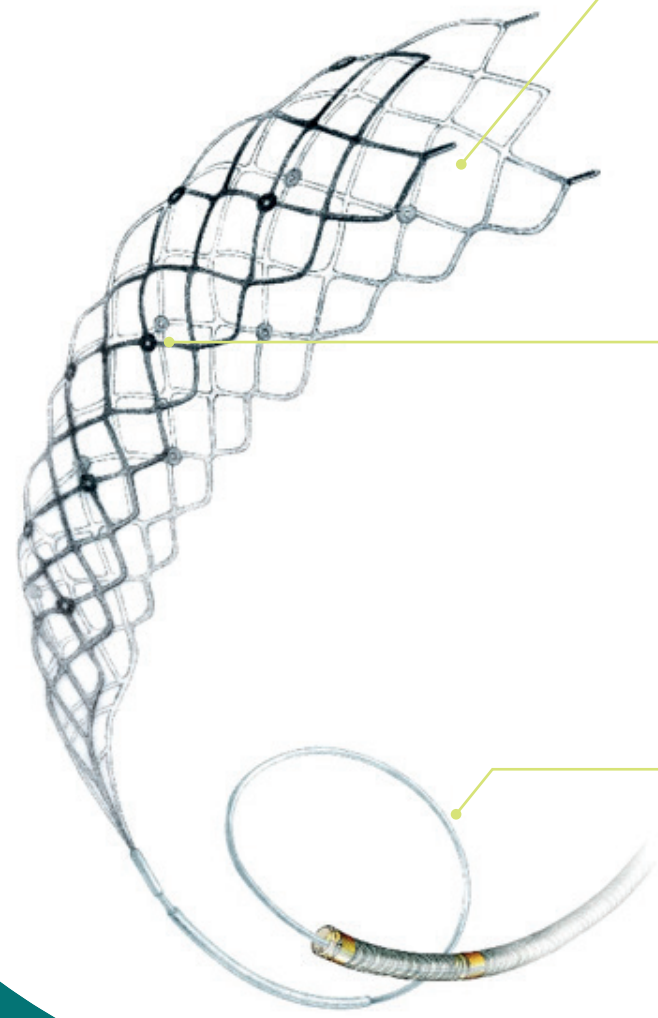

A Nitinol laser-cut closed cell stent design for optimum treatment

Controlled foreshortening

Longitudinal slit to allow:
An expansion up to 6mm in diameter
(unconstrained diameter for the MAXI range)

A compression of the stentriever
in small vessels



Improved visibility to better assess deployment

Additional markers

To surely identify both the total length & the working length of the stentriever (Platinum)

To easily observe the body behaviour of the stentriever (Tantalum)

Reliable navigation

Pusher new design
for improved navigation thanks to an enhanced flexibility

Distal & proximal accesses
All references up to 6mm in diameter fitting through .021'' microcatheter

lengths from

10mm to 50mm