Biner LC

Light curing type cavity liner

Applications

- Protect pulp of the tooth
- Lining under all filling materials
- Protection when applying the total etch technique

Pamušalas, dedamas po visomis užpildymo medžiagomis

Composition

- Hydroxy calcium phosphate, UDMA, Photoinitator
- Barium aluminium silicate

Advantages

Šviesoje kietėjantis pamušalas

- Excellent biocompatibility with dentin and pulp
- Light curing type cavity liner, cure extremely hard
- Chemically bonds to adhesives an composites
- Insoluable in water and oral fluids
- Radiopacity
- Flow-on-demand handling and easy dispensing
- Heating Barrier

Physical properties

Flexural strength	More than 100 MPa
Sensitivity to ambient light	Homogeneous for 60s
Linear Expansion	2~3 %
Radiopacity	Yes
Depth of Cure (40 sec.)	2mm

Components

- Biner LC 2g X 2 Syringes Pakuotė: 2 g švirkšte
- 10ea disposable tips

Shelf life

- Three years from the production date.

https://www.hagerwerken.de/en/katalog/dentist/miradent-en/oralcare_mouthwash_fluoridegel/mirafluor-chx-2/

Search

HAGER WERKEN

Home | About Us | News | Products | Distributor | Download

7. P.D.

Search Products

Search products...

SERVICE & KONTAKT

Phone:
+49 203 99269-0

Fax:
+49 203 299283

Email:
info@hagerwerken.de

mirafluor® chx

Category: Oral Care, Mouth Wash and Fluoride Gel

Article	Form of Delivery
mirafluor® chx	Content: 100 ml
mirafluor® chx	Content: 500 ml

Pakuotė: 500 ml

Description | Instruction for Use

Mouth rinsing solution with chx 0.06 % Burnos skalavimo skystis su 0,06 % chlorheksidinu

- For daily use, incl. dosing cap
- Remineralizing due to fluoride (250 ppm) remineralizacija dėl fluoro
- Astringent due to hamamelis
- Anti-cariogenous by xylitol
- Alcohol-free be alkoholio
- Support of daily mouth care due to chlorhexidine gluconate (0.06 %)

Ingredients: Aqua, Xylitol, Glycerin, PEG-40 Hydrogenated Castor Oil, Panthenol, Aroma, Chamomilla Recutita Flower Water, Hamamelis Virginiana Leaf Water, Chlor- hexidine Digluconate, Sodium Citrate, Allantoin, Sodium Fluoride, Citric Acid, Lactic Acid, Sodium Chloride, Sodium Sulfate, Sodium Benzoate, Potassium Sorbate, Limonene, CI 42090

į sudėtį įeina: ksilitolis, chlorheksidino digliukonatas, natrio fluoridas ir etc.....

Apex Locator

AL-2000

Specifications:

Power voltage:DC7.5V
(5*DC 1.5V AA Alkali dry cells).
Power consumption: below 0.135VA.
Test Voltage:below AC80mV.
Test electric current: below 10uA.
Display: reflex colored LCD display, buzzer.

Features:

Locate accurately in blood physiological saline, saliva high and low frequency location.

Sterilization part:

Endo Motor

ED-1000

This unit can be used in independent endodontic shaping.
6 different programs can be preset according to requirement of operator.
When rotary file reaches preset torque,the file will automatically withdraw until removal of resistance.
This unit is powered by rechargeable lithium battery.
Contra angle,file clip and lip hock can be 135°C autoclaved.

Features:

* OLED screen
* Wireless handle, operate conveniently
* Wireless charge
* 6 model operation
* Large capacity battery for longer working time

Specifications:

Voltage: 220V/50Hz, 110V/60Hz

Hand Use Endo File Holder

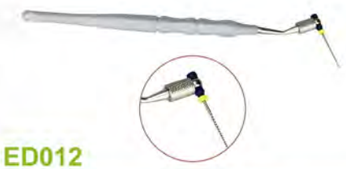

ED012

This endo handle attaches to any endodontic hand file and has been really useful when instrumenting difficult to access canals particularly in posterior teeth. Can be autoclaved.
Package:1pc/box

Endo File Foam Inserts

ED002-1

Description:50 X 50 X 20 mm , White
Package:48pcs/bag , 100bags/ctn

ED002-2

Description:100 X 69 X 13 mm , Blue
Package:100pcs/bag , 10bags/ctn

Endo Ruler

11. P.D.

Endodontinė liniuotė



Autoklavuojama,
pagaminta iš nerūdijančio plieno

ED003-1

Autoclavable,Stainless steel
Package: 1pc/bag



Package:1pc/bag

Ref.#	Description
ED003-2	Aluminum, Ring
ED003-3	Aluminum, Straight

Package:1pc/bag

Ref.#	Description
ED003-2P	PP, Ring
ED003-3P	PP, Straight

ED003-4N

Description:118 X 83 X 50mm
Aluminum, 35-holes
Package:1pc/box

ED003-5

Description:105 X 47 X 55mm
Aluminum, 70-holes
Package:1pc/box

Endo Aid Kit & Refills

ED004-1

Description:1big ring+1small ring+1foam
Package:1pc/bag
Color:Blue,Grey,Green

ED004-2

Description:foam only
Package:50pcs/bag
Color:Blue,White,Green



ED004A-1

Description:PP,100 X 24 X 32mm
Package:1pc/box



ED004A-2

Description:PP,155 X 60 X 35mm
Package:1pc/box

10. P.D.

Endo failų laikiklis
su kempinėle

ED004A-3

ED004A-3F

Ref.#	Description
ED004A-3	PP,55mm,1pc/box
ED004A-3S	PP,40mm,1pc/box
ED004A-3F	Foam,40mm,100pcs/bag

ED004A-4

Aluminum, 50 X 50 X 25mm
Package:1pc/box

ED004A-5

8-holes

ED004A-6

16-holes

Package:1pc/bag

Ref.#	Description
ED004A-5	PP,75 X 51 X 10mm
ED004A-6	PP,75 X 51 X 15mm

Endo File Holder With Memory

ED004A-7

Material: PP, autoclavable
20 holes,with measure
Size: 47X35X39mm
Color: Blue,Green,Orange,Grey,Black, Light blue

Mini Endo Watch

ED004A-8

Autoclavable
Size: 40X23X30mm
Content: 1 seat + 2 foams + 1 hand ring
Color: Blue,Green,Orange,Grey,Black, Light blue

Luxury Endo Watch

ED004A-9

Autoclavable
Content: 1 watch + 10 foams
Color: Blue, Black

Luxury Multiple Function Holder - With Measure

ED004A-10

Description: 32 holes for endo File,48 holes for RA handle,25 holes for FG handle,6 holes for HP handle, 4 holes for GP
Size: 132X107X65mm
Color: Green , Blue

12. P.D.

Dental GAPADENT Endodontic Obturation Gutta Percha Points

Gutaperčos kaiščiai

DESCRIPTION

Size: F1-F5

Packing: 60 Pcs/Pack

Universal Gutta Percha Points match the shape of the the Universal Finishing Files and are colour-coded for easy identification.

The advanced Universal Gutta Percha Points have been specifically designed for both cold and warm obturation techniques.

The high quality level of our gutta-percha points offers you the precision required for optimal obturation results

Reliable insertion down to the apex

Taper: from Protaper

GAPADENT®

GAPA-GPT (Greater Pro Taper Gutta Percha Points)

- Sizes : #1-8 & Asst (#2/7)
- Taper : 4%, 6%
- Length : 30mm±1mm
- Package : G - 20, G - 22 (60 pcs/box)

G-22

G-20

Special Taper Gutta Percha Points

GAPA-Pro Taper

sukurti naudoti papildant pro taper failus

- Designed to be used to complement PRO TAPER FILES
- Depth mm Marked Special Taper Gutta Percha Points
- Sizes : F1, F2, F3, F4, F5 & Asst (F1/F3)

Dydžiai: F1 - F5 ir rinkiniai F1/F3

- Length : 29mm±1mm
- Package : G - 20, G - 22 (60 pcs/box)

Pakuotė: 60 vnt.

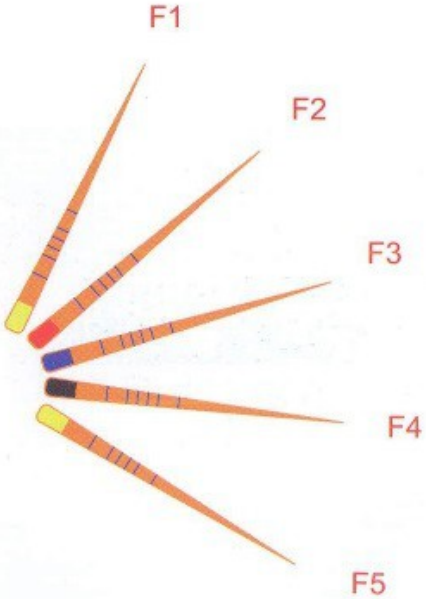

G-22

G-20

Dentonics, Inc.

13. P.D.

Calcium Hydroxide Powder
Kalcio hidroksido milteliai

https://www.dentonics.com/

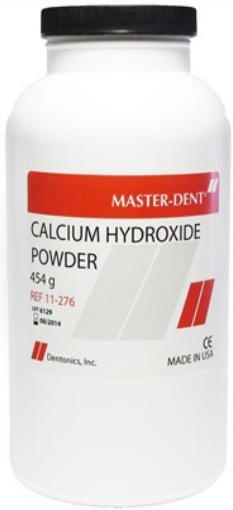

PRODUCT DESCRIPTION
PRODUKTO APRAŠYMAS

INDICATIONS Master-Dent® Calcium Hydroxide Powder is ideal for those who prefer to formulate their own direct and indirect pulp capping paste or sub-bases for use under restorations.	Baltos spalvos hidroskopiški kalcio hidroksido milteliai, naudojami dantų šaknų kanalų užpildymui.
FEATURES - Ideal for temporary root filling - Bactericidal effect - Direct and indirect pulp capping - Base under non-adhesive restorations	– Biologiškai suderinti CaOH milteliai – Idealiai tinka laikinam šaknų užpildymui – Baktericidinis poveikis – Tiesioginis ir netiesioginis pulpos padengimas – Pagrindas po nelipniomis restauracijomis
Packaging: 454g or 50g calcium hydroxide powder	**Įpakavimas:** 454 g arba 50 g kalcio hidroksido miltelių (baltos spalvos) plastikiniame buteliuke su užsukamu kamšteliu.

Gamintojas: DENTONICS INC, JAV.

14. P.D.

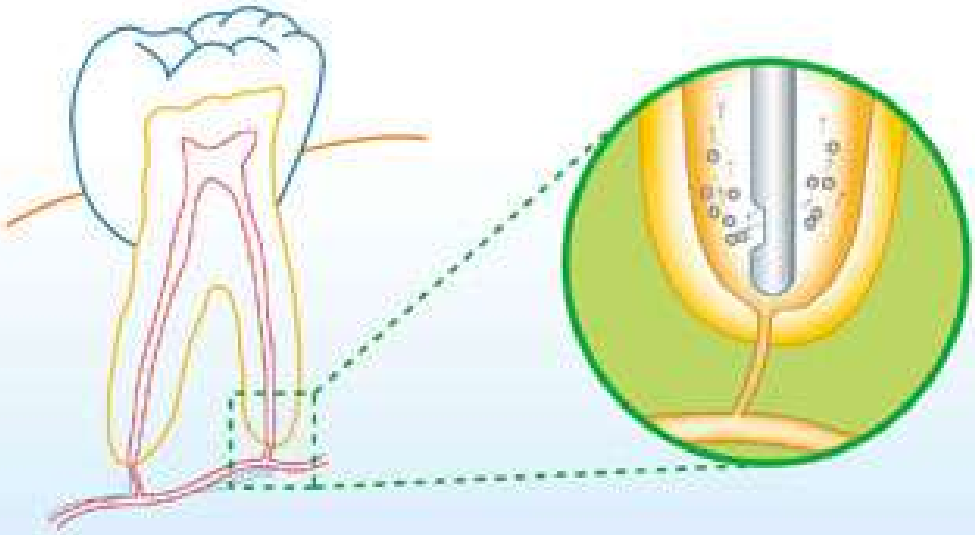

- Endo Irrigation Needle of MEDIC is the very useful products which can irrigate perfectly root canals. Adatos kanalams plauti
- Endo Irrigation Needle has closed end tips and side hole opening. The needle is able to clean Probe canal.

Products	description	size	color
Irri – 1	close end tips, one side hole opening	30G 0.30 x 25mm	yellow
Irri – 2	close end tips, two side hole opening	27G 0.40 x 25mm	grey
Irri – 3	opening tips, half cutting tips	27G 0.40 x 25mm	grey

Irri - 3 - 27G

- Sterilized by EO gas.
- Unit package: plastic container.

SHANGHAI MEDIC
E-mail: zhengyadong@hotmail.com
Http://www.medic-dentject.com

MEDIC
Endo Irrigation Needle
Single-Use Irrigation Needles
100 Sterile
Endo Irrigation Needle
SIZE: 27GX25MM
30GX25MM

CXP = CALCIUM, XYLITOL AND PHOSPHATE

EMBRACE™ VARNISH

MOISTURE TOLERANT

5% SODIUM FLUORIDE – 22.6 mg FLUORIDE/mL

15. P.D.

Bioavailable fluoride, calcium and phosphate with Xylitol

Fills superficial, non-carious enamel lesions (white spots)

užpildo paviršinius, nekariozinius emalio pažeidimus (baltas dėmeles)

Desensitizing effect

Not only does Embrace Varnish™ release more fluoride in 4 hours, it also releases bioavailable calcium and phosphate ions, the essential building blocks of teeth. The xylitol coating prevents the calcium and phosphate salts from reacting until they come in contact with saliva. Saliva dissolves the xylitol and releases the calcium and phosphate ions, which react continuously in saliva with the fluoride ions to form protective fluorapatite on the teeth. By incorporating xylitol-coated calcium and phosphate in a permeable resin matrix that does not separate, Pulpdent has developed a sustained time-release varnish with uniform dosage that delivers 10 times more fluoride than the leading varnish brand. The pleasing taste ensures patient compliance.

Giving the tooth what it needs

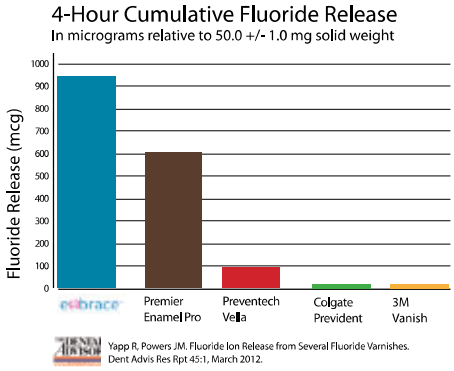

	FV50	Box of 50 x 0.4mL (0.42 gm) packets	
	FV200	Box of 200 x 0.4mL packets	
	FVT	Tube, 12mL (12.6 gm)	
	FVX100	100 x 0.4mL (no brush)	

Pakuotė: 0,4 ml

Embrace Prevention…

Giving the tooth what it needs

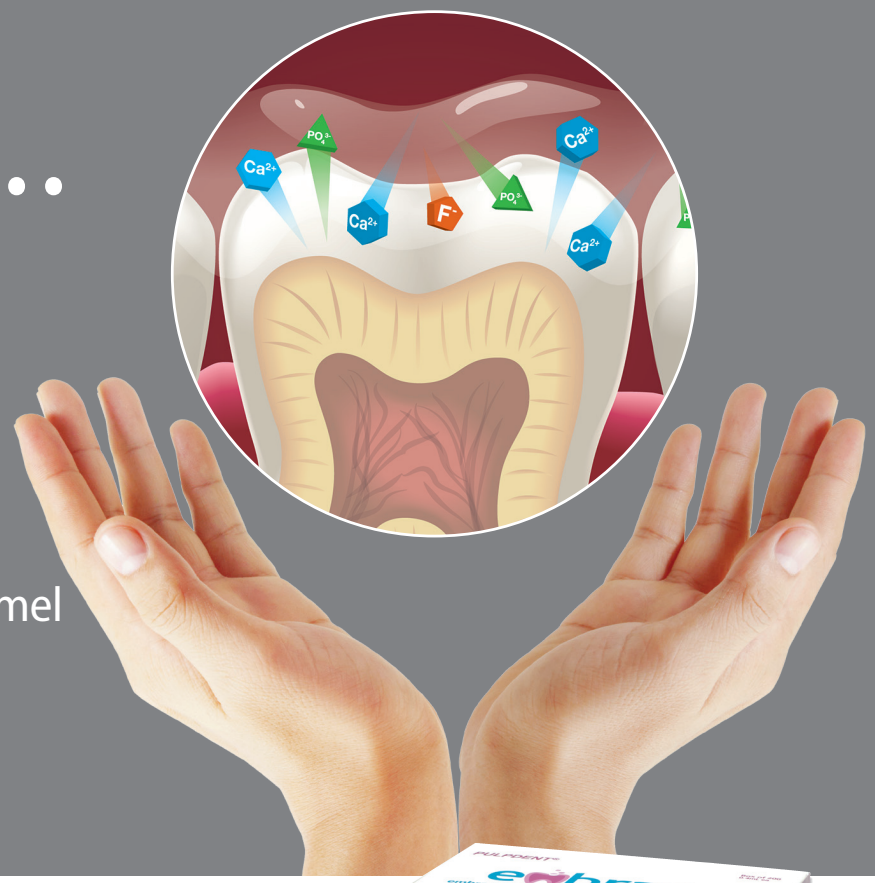

Fills superficial, non-carious enamel lesions (white spots)

embrace™ varnish

5% Sodium Fluoride with cXp™

cXp™ = **X**ylitol-coated **C**alcium and **P**hosphate for unsurpassed fluoride release

Releases 10 times more fluoride than the leading brand.

There's more to Embrace than fluoride release

- Pleasing taste ensures patient compliance
- Contains bioavailable calcium, phosphate and fluoride
- Does not separate - no mixing required
- Ensures predictable, uniform dose

Code	Description
FV50	50 x 0.4mL with brush
FV200	200 x 0.4mL with brush
FVT	Tube, 12mL
FVX100	100 x 0.4mL (no brush)

PULPDENT® Corporation

embrace™ varnish

5% Sodium Fluoride with CXP™

By incorporating xylitol-coated calcium and phosphate in a permeable resin matrix that does not separate, Pulpdent has developed a sustained time-release varnish with uniform dosage that delivers **10 times more fluoride than the leading varnish brand.** The pleasing taste ensures patient compliance.

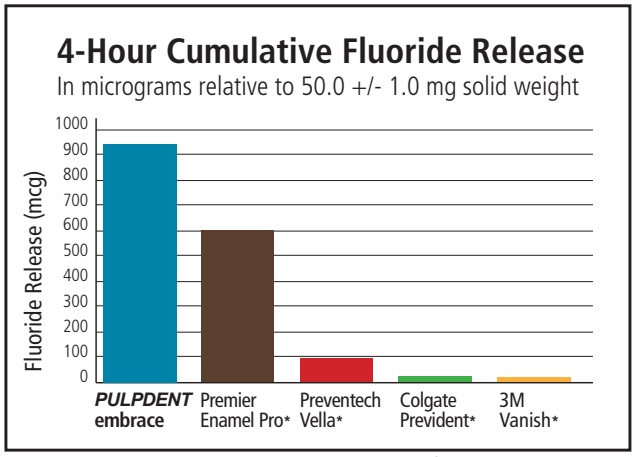

*Not a trademark of Pulpdent Corporation

THE DENTAL ADVISOR www.dentaladvisor.com

Yapp R, Powers JM. Fluoride Ion Release from Several Fluoride Varnishes. Dent Advis Res Rpt 45:1, March 2012.

Bioavailable Fluoride, Calcium and Phosphate with Xylitol

Not only does Embrace Varnish release more fluoride in 4 hours, it also releases bioavailable calcium and phosphate ions, the essential building blocks of teeth. The xylitol coating prevents the calcium and phosphate salts from reacting until they come in contact with saliva. Saliva dissolves the xylitol and releases the calcium and phosphate ions, which react continuously in saliva with the fluoride ions to form protective fluorapatite on the teeth.

Thin-to-Win Application of Embrace Varnish

Dry the teeth with a gauze pad. It is best if the teeth are clean, but prophylaxis is not necessary.

medžiaga lipinama ant sauso danties

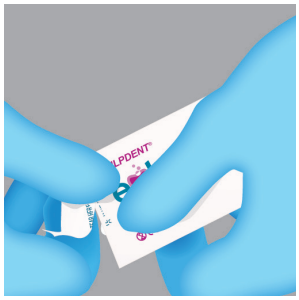

Pinch varnish foil pack to push contents back from tear line, and tear at slit to open varnish pack.

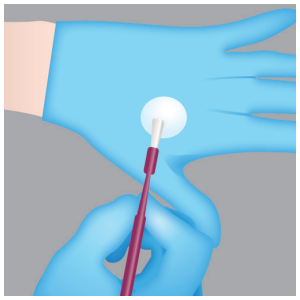

Dispense varnish on glove or a pad. Pick up varnish with brush. (Embrace does not separate and requires no mixing.)

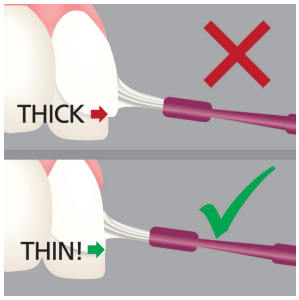

Apply a THIN coat of Embrace Varnish with one horizontal swipe of the brush. Apply Embrace Varnish *Thin-to-Win.*

PULPDENT® T (800) 343-4342 / T (617) 926-6666 / F (617) 926-6262 / pulpdent@pulpdent.com XF-FV2 REV:08/2020

PULPDENT® Corporation • 80 Oakland Street • Watertown, MA 02472 • USA • www.pulpdent.com

16. P.D. Vienkartiniai sterilūs chirurginiai seilių atsiurbėjai

EVACUATOR TIP

- Reduced splatter with ideal aspiration efficiency of 45° tip
- Unique "S" tip for maximum patient comfort, no sharp edges
- Straight handle allows for increased control, access to working area directly
- Economical, easy to use, vented end Non-vented format
- Packing: 100 pcs / bag, 20 bags / case

Ref.	Desctription
1A5150	Non-vented, white
1A5151	Vented "S", white
1A5152	Color, Non-Vented
1A5152-EU	Blue, durable material, Non-vented
1A5153	Color, Vented "S"

DISPOSABLE STERILE ASPIRATION TIP

STERILE PACKING

Ref. 1A5160

- Designed tips for surgical aspiration
- Made by plastic material with colored removable tip
- Tip diameter: 2.5mm; Aspiration tip diameter: 4.8mm
- Sterile package (EO)
- Each box contains 1 adaptor (11mm and 16mm)
- Packing: 1 pc / pack, 20 packs / box, 30 boxes / case

Pakuotė: 20 vnt. atsiurbėjų + 1 adapteris

MAXCOMFORT HVE TIPS

- Premium quality, used for senior clinic or hospital
- Perfect molding, ultimate comfortable
- Autoclavable with 134 °C



Ref.	Description (L=total length, ϕ= end diameter)	Pcs / Bag
1A5202	White, heavy material, L= 160 mm, ϕ=15.5 mm	100
1A5204	Gray, heavy material, L= 140 mm, ϕ=11 mm	50
1A5206	Blue, durable light material, L= 140 mm, ϕ=15.5 mm	50
1A5208	Yellow, durable light material, L= 110 mm, ϕ=15.5 mm	50

SUCTION TIP SLEEVE

- Silcon material, autoclavalbe
- Enhance patient comfortable

Ref.	Pcs / Bag	Bags / Case
1A5154	600	12

SUCTION TIP

Ref.	Description	Pcs / Bag	Bags / Case
1A5196	Curved	50	20

AUTOCLAVABLE HVE SUCTION TUBES

- European style, made of reitnforced nylon
- Curved angle, more suitable
- 16mm, autoclavable
- Packing: 50 pcs / bag, 20 bags / case

Ref.	Description
1A5155-AG	Standard, green
1A5155-AP	Standard, purple
1A5155-ANB	Standard, navy blue
1A5155-AY	Standard, yellow
1A5155-ADB	Standard, dark blue
1A5155-AO	Standard, orange

Ref.	Description
1A5156-CG	Pedo, green
1A5156-CP	Pedo, purple
1A5156-CNB	Pedo, navy blue
1A5156-CY	Pedo, yellow
1A5156-CDB	Pedo, dark blue
1A5156-CO	Pedo, orange

ADAPTER

Packing: 100 pcs / bag, 50 bags / case

Ref.	Description
1A5210	HVE Adapter, big, converts 11mm (suction tube) to 16mm (HVE hose)
1A5211	Saliva ejector to HVE adapter, small, converts 7mm (saliva ejector) to 11mm (HVE hose)

FLEXBEND SALIVA EJECTORS

The flexbend saliva ejector comes with tongue holder
Packing: 100 pcs/ bag, 25 bags / case

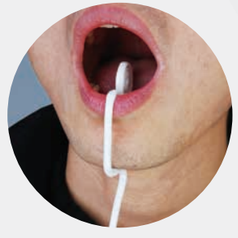

Ref. 1A5250

TIP INSERTS / JET INSERTS / SURGE INSERTS

1A5230
It is comfortable and protective to use and is very suitable when treating children.

1A5231
It is silent to use and easy to handle. Its design enables the dentist to reach by holding back the tongue as well as the cheek.

1A5232
It is perfect to use when dealing with narrow operations,root fillings and implants.

Ref.	Description	Pcs / Bag	Bags / Case
1A5230	Tip inserts	50	100
1A5231	Jet inserts	50	100
1A5232	Surge inserts	50	100

SURGICAL ASPIRATOR TIP

- Made of sturdy medical grade material
- Special design of curved angle increased patient comfort
- With 30°angle
- Tips are designed to fit all high-volume evacuation systems
- Used for cheek retraction during procedure - will not bend

1A5191-94

Ref.	Description	Pcs / Bag	Bags / Case
1A5190	Blue 1/4" orifice	25	50
1A5191	Green 1/4" orifice	25	50
1A5192	White 1/8" orifice	25	50
1A5193	Blue 1/16" orifice	25	50
1A5194	Blue 3/8" orifice, vented tip	25	100

Vienkartiniai atsiurbimo vamzdeliai

HYGOVAC

The Hygovac is the plain aspirator tube in the Hygo-family. It has one traditional 45° end and one S-shaped end for increased patient comfort.
Colour: White. Length: 140 mm.
Manufactured in PE.

- Art.no. **V2800**
  Carton of 28 x 100 pcs
- Art.no. **V1000**
  Carton of 10 x 100 pcs

HYGOVAC VENT

The double-ventilated aspirator tube with one traditional 45° end and one S-shaped end. The double holes on each end strongly reduce the effect of getting stuck.
Colour: White with blue stripes.
Length: 140 mm.
Manufactured in PE.

- Art.no. **V2800V**
  Carton of 28 x 100 pcs
- Art.no. **V1000V**
  Carton of 10 x 100 pcs

Seilių atsiurbėjai

17. P.D.

OTHER ASPIRATOR TUBES

Plain aspirator tubes with 45° + 45° cuts.
Length: 135 mm.
Manufactured in PE.

Plastikiniai;
Ilgis: 135 mm

- Art.no. **AT1000** White
  BL1000 Blue
  LC1000 Lilac
  MG1000 Mintgreen
  PU1000 Purple
  PK1000 Pink
  LB1000 Lightblue
  OR1000 Orange
  BK1000 Black
  LG1000 Limegreen
  YW1000 Yellow
  Carton of 10 x 100 pcs

Pakuotė: 100 vnt.

VENTILATED ASPIRATOR TUBES

S-shaped ends with a rectangular ventilation hole. Length: 145 mm.
Manufactured in PE.

- Art.no. **AV1000** White
  AV1000LB Lightblue
  AV1000MG Mintgreen
  AV1000OR Orange
  AV1000PU Purple
  AV1000BL Blue
  Carton of 10 x 100 pcs

DISPOSABLE ANGLES FOR ASPIRATOR TUBE

Manufactured in PE.

- Art.no. **A100** Opaque
  Packet of 100 pcs

Other colours on request.

All our aspirator tubes work very well with the different aspirator tips. Please note that we can provide you with aspirator tubes in any length, design or colour that you require!

ASPIRATOR TUBES

HYGOVAC GREEN

The Hygovac Green is our plain autoclavable aspirator tube. It has one traditional 45° end and one S-shaped end for increased patient comfort. Autoclavable.
Colour: Green. Length: 140 mm. Manufactured in PP.

- Art.no. **V1000G** Carton of 10 x 100 pcs

To all our aspirator tubes, the tips Hygosurge, Hygojet and Hygotip will fit.

HYGOVAC VENT GREEN

The new double-ventilated autoclavable aspirator tube with one traditional 45° end and one S-shaped end. The double holes on each end strongly reduce the effect of getting stuck. Colour: White with green stripes. Length: 140 mm. Manufactured in PP. Autoclavable.

- Art.no. **V25VG** Packet of 25 pcs



ASPIRATOR TIPS

HYGOSURGE

This surgical tip has an apex of only 3,6 mm, which naturally provides increased possibilities. It is perfect to use when dealing with narrow operations, root fillings and implants.
Colour: White. Autoclavable.
Manufactured in PP.

- Art.no. **HS25** Packet of 25 pcs

HYGOJET

The Hygojet aspirator tip is silent to use and easy to handle. Its design enables the dentist to reach by holding back the tounge as well as the cheek.
Colour: White. Autoclavable.
Manufactured in PP.

- Art.no. **HJ25** Packet of 25 pcs

HYGOTIP

The Hygotip is comfortable and protective to use and thanks to its smallness, very suitable when treating children.
Colour: White. Autoclavable. Manufactured in PP.

- Art.no. **TP25** Packet of 25 pcs

All the above products are autoclavable on both the long and short program. (max 140° C). To all our aspirator tubes, the tips Hygosurge, Hygojet and Hygotip will fit.

Folded dental bibs

(33cm x 45cm)

18.1. P.D.

Odontologinės servetėlės

Pastel colors

- Excellent absorbency, wide range of colors, tear resistance, nice folding
- **Manufactured by 2 plies of Tissue + 1 ply of PE**
- **Available in 1 ply Tissue + 1 ply of PE**

optional 50 pcs/pack

Pakuotė: 500 vnt.

4 x 125 pcs in plastic bag with the sticker

1 box / 500 pcs

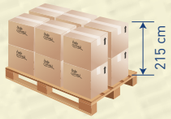

1 EUR pallet / 80 boxes

20': 1600 boxes
40'HQ: 3600 boxes

Light blue	KA/500 3 B
Green mint	KA/500 3 GM
White	KA/500 3 W
Pink	KA/500 3 P
Apricot	KA/500 3 A
Yellow	KA/500 3 Y
Lavender	KA/500/3 L

Premium colors

Dark blue	KA/500 2 DB
Green lime	KA/500 2 Gl
Orange	KA/500 2 0
Bordeaux	KA/500 2 Bord
Black	KA/500 2 Black

Folded dental bibs

(33cm x 45cm)

- Great absorbency, attractive premium colors, nice folding
- Manufactured by 1 ply of Tissue + 1 ply of PE
- Dimension: 33cm x 45cm

optional 50 pcs/pack

4 x 125 pcs in plastic bag with the sticker

1 box / 500 pcs

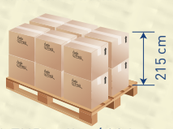

1 EUR pallet / 80 boxes

20': 1600 boxes
40'HQ: 3600 boxes

Chain-Free Dental Bib

PB018 Color:

Size: 13" X 18" (33 X 45.5cm)
Package: 100pcs/bag, 20bags/ctn

Dental Apron Tie-on

PB020

1-ply paper+1-ply poly
Size: 14-1/3"X24"(36.5 X 61 cm)
Pocket depth: 10cm
Package: 100pcs/bag, 5bags/ctn

Dental Bib - Roll Type

PB021 Color:

2-ply paper +1-ply poly
Size: 13"X18"(33X45.5cm)
sheet X 220sheets/roll
Package: 1 roll/plastic coated

Dental Bib Tie-on

PB021A Color:

1ply paper(23g/m²) + 1ply poly(16g/m²),
PB021A-1 50cm X 80cm-60sheets/roll
PB021A-2 50cm X 60cm-80sheets/roll
Package:1roll/plastic coated, 6rolls/ctn

Head Rest Cover

PB027 Color:

Paper: 20g/m² PE: 20g/m²
Size: 10"X10", 10"X13"
Package: 500pcs/ctn

Dental Tray Cover

PB028 Color:

Size: 8-1/2" X 12-1/4" (21.5cm X 31cm)
Paper: 70g/m²
Package: 1000pcs/ctn

18.2. P.D.

Clips For Bib

Servetėlių laikiklis

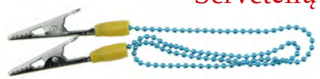

PB023 Color:

Description: Steel 18"
Package: 1pc/bag

Metalinis

PB024 Color:

Description: Plastic 15-1/2"
Package: 20pcs/bag

PB025 Color:

Description: Plastic 14-1/5"
Package: 1pc/bag

PB025A Color:

Description: Silicone,SS tip,14-1/5"
Autoclavable
Package: 1pc/bag

Bibs Holder

PB026-1

Material: Acrylic
Dimension(mm):
L:180 X W:133 X D:155
Package: 1pc/box

PB026-2

Material: Stainless Steel, autoclavable
Dimension(mm):
L:177 X W:130 X D:155
Package: 1pc/box

ZOGEAR' s Disposable Dental Needles that come in short and long sizes. The needle has a sharp tri-bevel point for maximum comfort and has an universal screw-in system that works with inch-type or metric-type syringes.The plastic hubs are pre-threaded for an easy,straight attachment into the syringe.The needle is siliconized for smooth motion during injection.

- Tri-bevel point for easy tissue penetration without coring
- The round cutting edge can protect the gum
- Silicone coated substantially reduces pain and tissue trauma

DENTAL FLOSS ALOE VERA

HILO DENTAL | FIL DENTAIRE

19. P.D.

Siūlas tarpdančiams dėžutėje

siūlo ilgis: 50 m

50m Ref 41

EAN. 8411732104119

INNER | ENVASE | PACK 9
OUTER | CAJA | BOÎTE 108

NYLON 6.6 · WITH ALOE VERA MINT AROMA · WAX COATING GB

NYLON 6.6 · CON ALOE VERA AROMA A MENTA · CONTIENE CERA ES

NYLON 6.6 · À L'ALOÈS VÉRA ARÔME À MENTHE · AVEC CIRE FR

DENTAL FLOSS EXPANDING

HILO DENTAL | FIL DENTAIRE

30m Ref 48

EAN. 8411732100487

INNER | ENVASE | PACK 9
OUTER | CAJA | BOÎTE 108

EXPANDS IN USE TO REMOVE MORE PLAQUE · POLYESTER ALOE VERA · MINT AROMA · WAX COATING GB

SE EXPANDE PARA ELIMINAR MÁS PLACA · POLIÉSTER ALOE VERA · AROMA A MENTA · CONTIENE CERA ES

IL S'ÉLARGIT POUR UN NETTOYAGE EN PROFONDEUR · POLYESTER À L'ALOÈS VÉRA · ARÔME À MENTHE · AVEC CIRE FR

Bohrer-Reinigungsbürsten

Burs cleaning brushes

Šepetėliai grąžtams valyti

Messingdraht, gewellt / Nylonfaser

crimped brass wire / nylon filament

metaliniai šereliai

Zum groben Vorreinigen von Bohrern, Fräsern und Instrumenten aller Art. Der gewellte Messingdraht greift die Instrumente-Oberflächen nicht an. Auch Nylonbesatz ist möglich: für eine besonders materialschonende und trotzdem effiziente Reinigung.

Intended for the rough pre-cleaning of drill holes, mill cutters and instruments of all kinds. The crimped brass wire does not attack the instrument surfaces. Even nylon heads are possible: for a particularly careful yet efficient cleaning.

Art.-Nr. art.-no.	**Drahtstärke** wire size **mm**	**Länge** length **mm**	**Breite** width **mm**	
Messingdraht, gewellt crimped brass wire				
318	0,15	55	23	išmatavimai: 55 x 23 mm
319	0,15	70	28	



Art.-Nr. art.-no.	**Stärke** thickness **mm**	**Länge** length **mm**	**Breite** width **mm**
Nylonfaser nylon filament			
318N40	0,40	55	23

Adatkočiai

22.1. P.D.

459
Baumgartnert
14.5cm

Instrumento ilgis: 14,5 cm

460
Crile-Murray
15cm

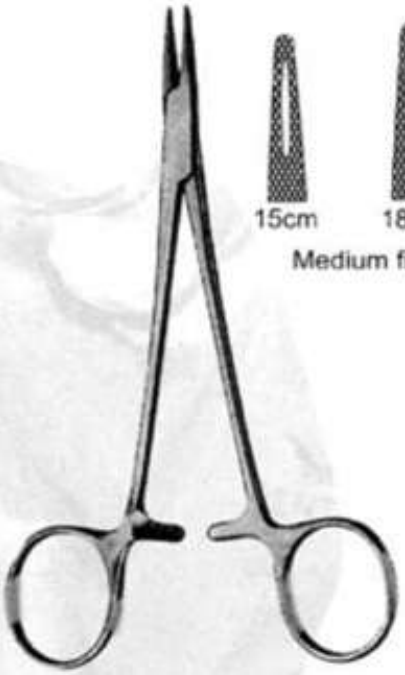

461
Mayo-Hegar

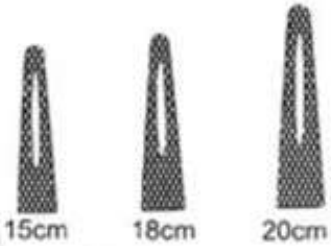

Medium fine patterns

Designed for Frontal & Palate Sulure

462
Adson
17.5cm

Needle holder with scissors

463
Heger-Olson
14cm

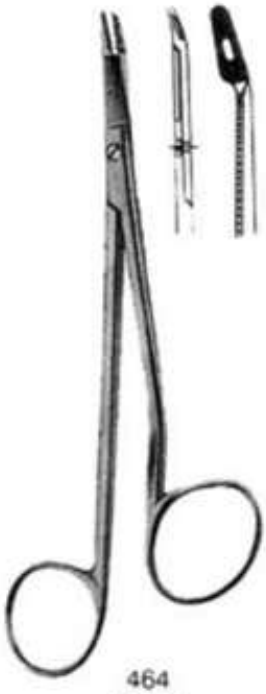

464
Gillies
15cm

ZONA®
INDUSTRIES

Manufacturers & Suppliers of Surgical, Dental,
Manicure And Fishing Instruments.

ALL THE ZONA INDUSTRIES INSTRUMENTS/PRODUCTS ARE:

- made of stainless steel pagaminti iš nerūdijančio plieno
- are reusable
- are resistant to disinfection and sterilization
- do not change any colors due to chemical disinfectants
- are sterilized at 135ºC temperature

ZONA INDUSTRIES

Export Manager

EXPORT REGISTRATION NO : W - 104626
SALES TAX NO. 09-05-9018-762-28
N.T.N : 1320485-8

Certified ISO 9001:2008
ISO 13485:2003
CE Marked.

Pul Aik, Aminabad Road,
Sialkot - 51310- Pakistan.

0092 - 52 - 3522403
0092 - 52 - 3522406

zona@zona.com.pk
zona@brain.net.pk
ww.zona.com.pk

BANKERS: Habib Bank Ltd.
Habib Metropolitan Bank Ltd.

Chirurginiai šaukšteliai

22.2. P.D.

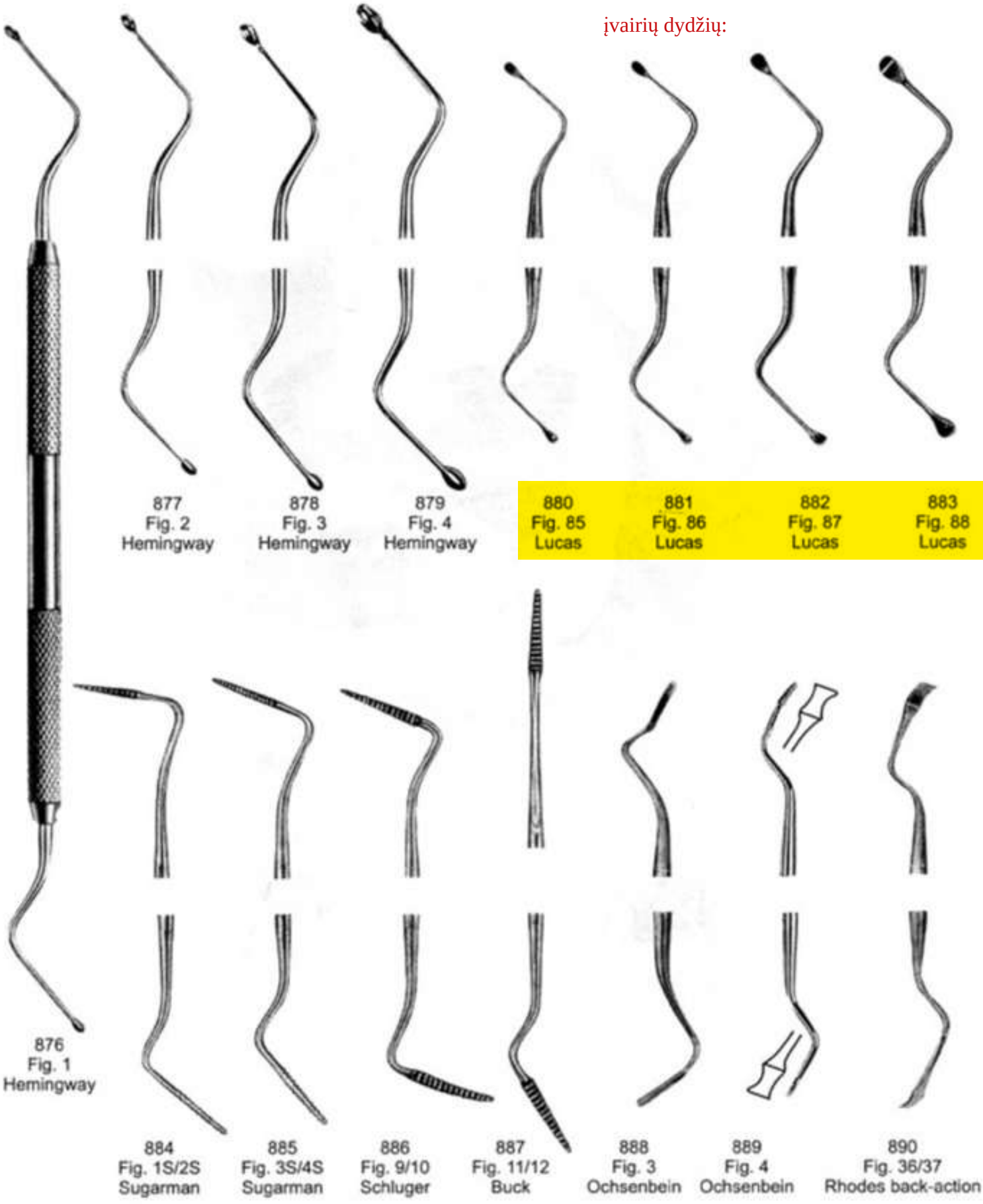

įvairių dydžių:

ZONA®
INDUSTRIES

Manufacturers & Suppliers of Surgical, Dental,
Manicure And Fishing Instruments.

ALL THE ZONA INDUSTRIES INSTRUMENTS/PRODUCTS ARE:

- made of stainless steel pagaminti iš nerūdijančio plieno
- are reusable
- are resistant to disinfection and sterilization
- do not change any colors due to chemical disinfectants
- are sterilized at 135ºC temperature

ZONA INDUSTRIES

Export Manager

EXPORT REGISTRATION NO : W - 104626
SALES TAX NO. 09-05-9018-762-28
N.T.N : 1320485-8

Certified ISO 9001:2008
ISO 13485:2003
CE Marked.

Pul Aik, Aminabad Road,
Sialkot - 51310- Pakistan.

0092 - 52 - 3522403
0092 - 52 - 3522406

zona@zona.com.pk
zona@brain.net.pk
ww.zona.com.pk

BANKERS: Habib Bank Ltd.
Habib Metropolitan Bank Ltd.

22.3. P.D.

Žirklutės

darbinė dalis lenkta

lenktos formos

413
Fig. 1
La Grange
11.5cm

ilgis: 11,5 cm



414
Fig. 1
Quinby
12.5cm

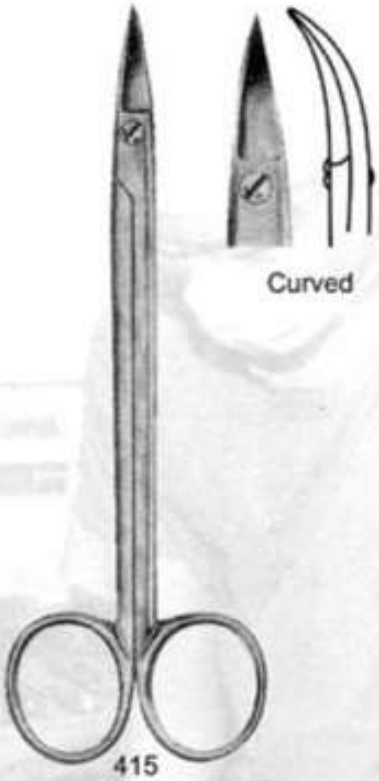

415
Fig. 2
Quinby
12.5cm

Curved,saw edge

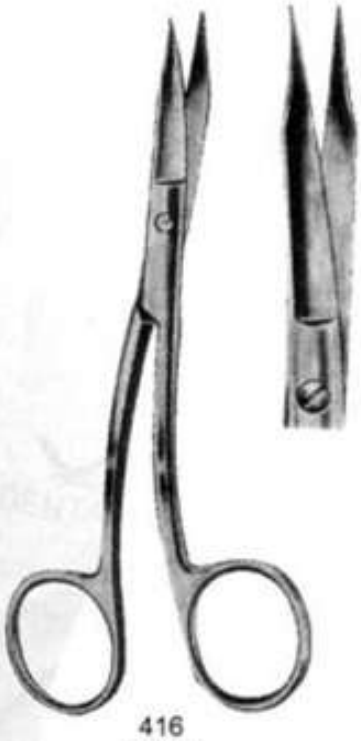

416
Fig. 3
Goldman-Fox (Special)
12.5cm

417
Fig. 1
Kelly
16cm

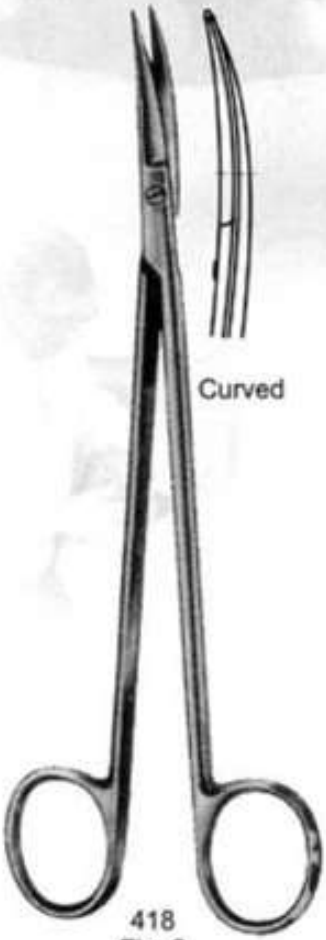

418
Fig. 2
Kelly
16cm

419
Fig. 1
Locklin
16.5 cm



420
Fig. 2
Locklin
16.5cm

Žirklutės

22.4. P.D.

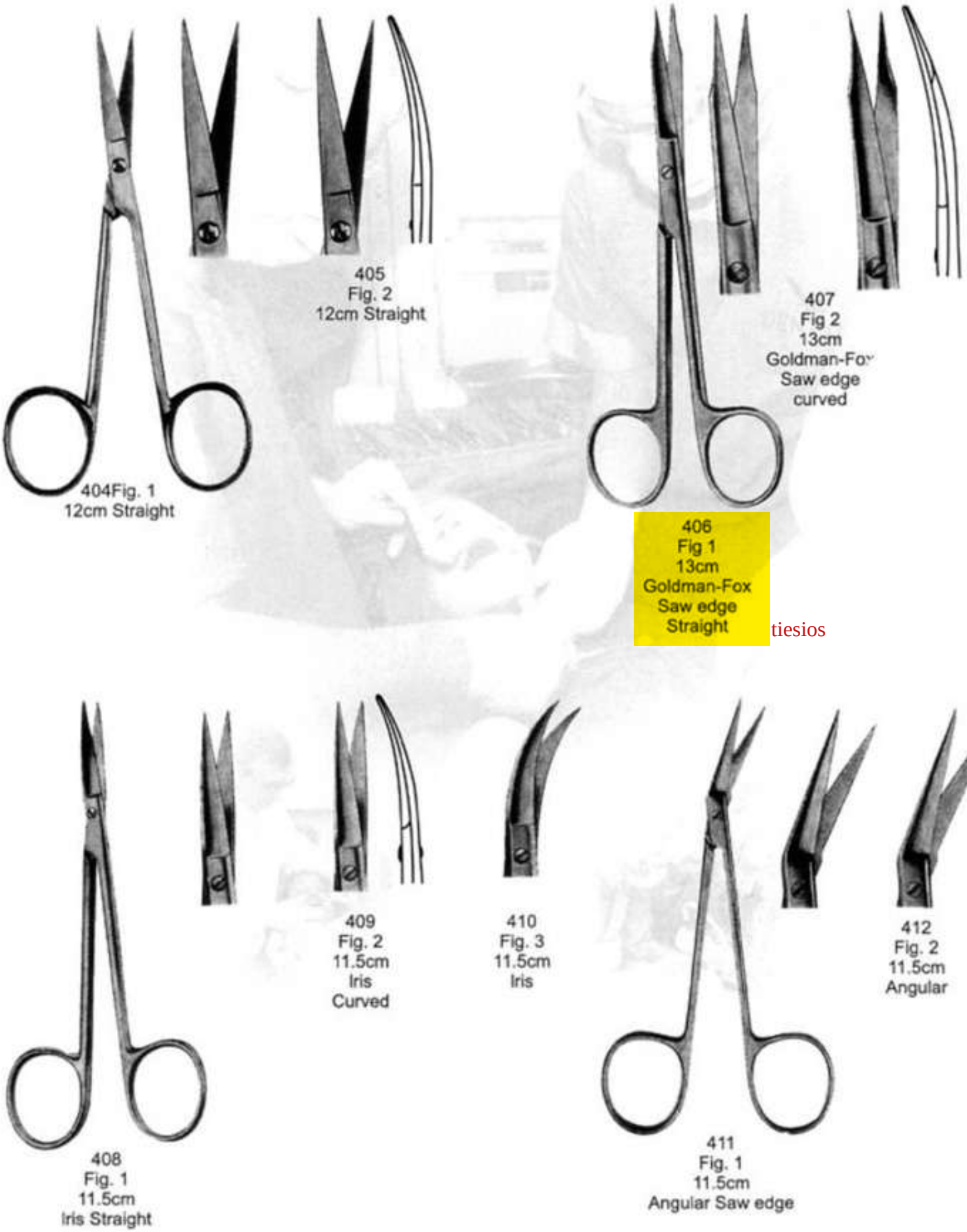

23 P.D.

HEADS & CONTRA ANGLES BASIC LINE

	MK-DENT BASIC LINE CONTRA ANGLE HEAD	MK-DENT BASIC LINE CONTRA ANGLE HEAD	MK-DENT BASIC LINE CONTRA ANGLE HEAD	MK-DENT BASIC LINE STRAIGHT HANDPIECE	MK-DENT BASIC LINE STRAIGHT HANDPIECE	MK-DENT BASIC LINE CONTRA ANGLE	MK-DENT BASIC LINE CONTRA ANGLE
Reference Number	LBH11	LBH11C	LBH11P	LB01W	LB02	LB11W	LB11/11
Light	-	-	-	-	-	-	-
Type	Head	Head	Head	Straight Handpiece	Straight Handpiece	Contra Angle	Contra Angle
Head Dimensions (mm)	Ø 9.5 x H 13.3	Ø 8.0 x H 13.3	Ø 7.7 x H 14.2	-	-		Ø 9.5 x H 14.5
Gear Ratio	1:1 blue ●	1:1 blue ●	1:1 blue ●	1:1 blue ●	1:1 blue ●	1:1 blue ●	1:1 blue ●
Usable Burs	CA-burs (Ø 2.35 mm)	CA-burs (Ø 2.35 mm)	Prophy Cup	HP-burs (Ø 2.35 mm)	HP-burs (Ø 2.35 mm)	CA-burs (Ø 2.35 mm)	CA-burs (Ø 2.35 mm)
Coupling Type	ISO	ISO	ISO	ISO	ISO	ISO	ISO
KEY FEATURES							
Bur Guide	-	Steel insert	-	Steel insert	Steel insert	Steel insert	Steel insert
Back Cap	-	Latch type	-	-	-	-	-
Coating	Chrome	Chrome	Chrome	Chrome	Chro me		Chrome
Spray Outlet	-	-	-	Internal	External	Internal	External
TECH SPECS							
Non-load Speed (rpm)	20 000	20 000	20 000	40 000	40 000	40 000	20 000
Weight (g)	14	10	9	88	85	66	54
Warranty (months)	24	24	24	30	30	30	30

Šviesa: nėra

Perdavimo santykis: 1:1

Aušinimas: vidinis

23 P.D.

4 Product description

4.1 Description

The MK-dent straight and contra angle handpieces are available in the following variants: PRIME LINE, CLASSIC LINE, ECO LINE, BASIC LINE

Within these product lines, both straight as well as contra angle handpieces (transmission 1:1 = 40,000 rpm) and angled handpieces are available (transmission 4:1 = 5,000 rpm, 1:5 = 200,000 rpm, additional variants generating different rotation speeds with the same input).

The compact shape of the handpieces makes switching between treatment units easy and requires only little space for storage.

The quick coupling system enables easy swapping of the handpieces as well as instant use. No complicated installation is needed, which allows for simple integration in your treatment system.

Article no.	Light	Straight handpiece	Contra angle handpiece complete	Contra angle handpiece body	Contra angle handpiece head	Motor connection ISO 3964	HP drill	RA drill	FG drill	Prophy cup
LB01	--	X	--	--	--	X	X	--	--	--
LB01W	--	X	--	--	--	X	X	--	--	--
LB02	--	X	--	--	--	X	X	--	--	--
LB1111	--	--	X	--	--	X	--	X	--	--
LB1111C	--	--	X	--	--	X	--	X	--	--
LB11W	--	--	X	--	--	X	--	X	--	--
LB4111	--	--	X	--	--	X	--	X	--	--
LB4111P	--	--	X	--	--	X	--	--	--	X
LBH11	--	--	--	--	X	--	--	X	--	--
LBH11C	--	--	--	--	X	--	--	X	--	--
LBH11P	--	--	--	--	X	--	--	--	--	X
LE01	--	X	--	--	--	X	X	--	--	--
LE01L	X	X	--	--	--	X	X	--	--	--
LE11	--	--	X	--	--	X	--	X	--	--
LE11L	X	--	X	--	--	X	--	X	--	--
LE148	--	--	X	--	--	X	--	X	--	--
LE148L	X	--	X	--	--	X	--	X	--	--
LE148LP	X	--	X	--	--	X	--	--	--	X
LE148P	--	--	X	--	--	X	--	--	--	X
LE15	--	--	X	--	--	X	--	--	X	--
LE15L	X	--	X	--	--	X	--	--	X	--
LE16	--	--	X	--	--	X	--	--	X	--
LE16L	X	--	X	--	--	X	--	--	X	--
LE21	--	--	X	--	--	X	--	X	--	--
LE21L	X	--	X	--	--	X	--	X	--	--
LE21P	--	--	X	--	--	X	--	--	--	X
LE27	--	--	X	--	--	X	--	X	--	--
LE27L	X	--	X	--	--	X	--	X	--	--
LE54	--	--	X	--	--	X	--	X	--	--
LE54L	X	--	X	--	--	X	--	X	--	--
LE54LP	X	--	X	--	--	X	--	--	--	X
LE54P	--	--	X	--	--	X	--	--	--	X
LE74	--	--	X	--	--	X	--	X	--	--
LE74L	X	--	X	--	--	X	--	X	--	--
LC01	--	X	--	--	--	X	X	--	--	--
LC01L	X	X	--	--	--	X	X	--	--	--
LC11	--	--	--	X	--	X	--	--	--	--
LC11L	X	--	--	X	--	X	--	--	--	--
LC27	--	--	--	X	--	X	--	--	--	--
LC27L	X	--	--	X	--	X	--	--	--	--

Article no.	Light	Straight handpiece	Contra angle handpiece complete	Contra angle handpiece body	Contra angle handpiece head	Motor connection ISO 3964	HP drill	RA drill	FG drill	Prophy cup
LC74	--	--	--	X	--	X	--	--	--	--
LC74L	X	--	--	X	--	X	--	--	--	--
LCH11	--	--	--	--	X	--	--	X	--	--
LCH16	--	--	--	--	X	--	--	--	X	--
LCH21	--	--	--	--	X	--	--	X	--	--
LCH21P	--	--	--	--	X	--	--	--	--	X
LP01L	X	X	--	--	--	X	X	--	--	--
LP11L	X	--	X	--	--	X	--	X	--	--
LP15L	X	--	X	--	--	X	--	--	X	--
LP27L	X	--	X	--	--	X	--	X	--	--
LP54L	X	--	X	--	--	X	--	X	--	--
LP74L	X	--	X	--	--	X	--	X	--	--
LPH11	--	--	--	--	X	--	--	X	--	--
LPH16	--	--	--	--	X	--	--	--	X	--
LPH21	--	--	--	--	X	--	--	X	--	--

4.2 Combination with other products

REF MK-dent straight or contra angle handpiece	LB01, LB01W, LB02, LB1111, LB1111C, LB11W, LB4111, LB4111P, LE01, LE01L, LE11, LE11L, LE148, LE148L, LE148LP, LE148P, LE15, LE15L, LE16, LE16L, LE21, LE21L, LE21P, LE27, LE27L, LE54, LE54L, LE54LP, LE54P, LE74, LE74L, LC01, LC01L, LC11, LC11L, LC27, LC27L, LC74, LC74L, LP01L, LP11L, LP15L, LP27L, LP54L, LP74L
REF MK-dent Airmotor (20,000 rpm)	AM0002, AM0004, AM0012, AM0014, AM1002, AM1004, AM1006, AM1116
REF MK-dent electric motor (40,000 rpm)	Jungtis: ISO 1190K
Connection*	ISO connection*

*The straight and contra angle handpieces are compatible with all motors with a connection according to DIN EN ISO 3964.

Tiesūs ir kampiniai antgaliai yra suderinami su visais varikliais, kurių jungtis atitinka DIN EN ISO 3964.

4.3 Product components

Not applicable

4.4 Scope of delivery

The scope of delivery of the following components and accessories is part of the delivery unit:

Product variant	AC0001 Nozzle pin	AC0003 Dental brush for maintenance of the spindle	LT1013P Oil adapter for the motor connection according to DIN EN ISO 3964	LT1014P Oil adapter for maintenance of the spindle
Contra angle handpiece, complete	X	X	X	X
Contra angle body / Straight handpiece	X	X	X	--
Contra angle head	--	X	X	X

When you open the delivered package for the first time, be sure that the packaging seal is not broken and that all components are included in the delivery. If something should be missing, please contact your dealer directly.

The instrument requires maintenance after each processing and before each sterilisation. Perform the following steps in the order indicated below:

- Screw the included LT1014P oil adapter for maintenance of the spindle onto the oil can. Spray into the spindle for 2 seconds.
- Screw the included LT1013P oil adapter for the motor connection onto the oil can. Insert it into the instrument on the motor side and spray into the connection for 2 seconds.

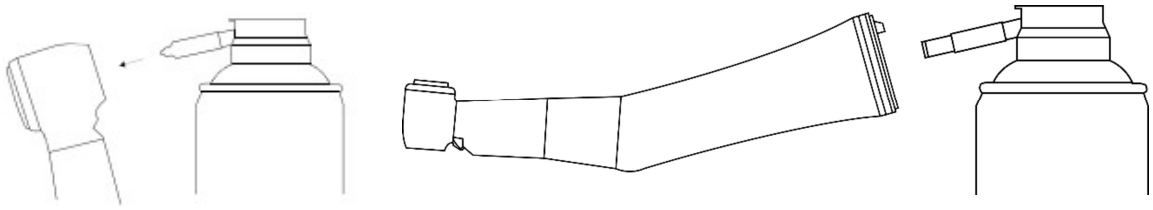

8.4 Sterilisation in an autoclave

8.4.1 Wrapping

NOTICE **NOTICE**

The sterilisation bag must be big enough for the instrument so that the packaging does not get stretched. The sterilisation packaging must conform to EN ISO 11607-1 and be suitable for the sterilisation process. Pack each instrument separately into a single sterilisation bag and check the weld seam for tightness.

8.4.2 Sterilization in a steam sterilizer according to EN 13060 / EN ISO 17665-1

WARNING

Premature wear and tear and malfunctions from improper maintenance and care
→ Reduced product lifetime
→ Maintenance of the instrument with the MK-dent Premium Service Oil is required before each sterilisation.

Contact corrosion from moisture can cause damages on the product.
→ Take the instrument out of the steam steriliser directly after the sterilisation cycle.

This medical device has a temperature resistance of max. 135°C.

Šio medicinos prietaiso atsparumas temperatūrai yra maks. 135°C

CAUTION

Discolouration of the product may occur depending on the conditions for use of your steriliser or your sterilisation methods.

https://www.henryschein-dental.de/global/Shopping/ProductDetailsFullPage.aspx?productid=461409&CatalogName=WEBDENT&name=Diamant-Separierstreifen,%20einseitig%20diam

HENRY SCHEIN® DENTAL

Produktname / Artikelnummer / Suchbegriff

Anmelden
Registrieren

Warenkorb:
0 Artikel | 0,00 €

25.1. P.D.

ONLINE-SHOP | EIGENMARKE | PRAXIS | LABOR | TECHNIK | FORTBILDUNG | STANDORTE | ABGEBER | dent.talents.

Produktsuche > Restaurativ > Finierstreifen / - Scheiben

Artikel-Nr. Henry Schein 461409
Artikel-Nr. Hersteller U374

Diamant-Separierstreifen, einseitig diamantiert, gelocht mit Einfädellücke
Ultra-fein (weiß), Breite 4 mm, Stärke 0,07 mm,

Poliravimo juostelės, viena pusė dengta deimantu, perforuotos, 4 mm pločio

Horico

Längere Lieferzeit möglich

Menge

Größe: 4 mm

Körnung: ultra-fein

In den Warenkorb legen

Mit der Maustaste Ansicht vergrößern

Kategorie: Restaurativ
Subkategorie: Finierstreifen / - Scheiben

Beschreibung:

pagamintos iš nerūdijančio plieno

Diamantstreifen einseitig diamantiert und aus rostfreiem Edelstahl. Durch die Diamantbeschichtung haben die Streifen eine viel längere Lebensdauer. Sie sind autoklavierbar und sterilisierbar. Die Einfädellücke erleichtert den Start der Präparation.
Länge 150 mm.

Artikel	Artikelbezeichnung	Verfügbarkeit	Preis	Menge	
461409	Diamant-Separierstreifen, einseitig diamantiert, gelocht mit Einfädellücke Ultra-fein (weiß), Breite 4 mm, Stärke 0,07 mm,	Längere Lieferzeit möglich			In den Warenkorb legen

https://www.henryschein-dental.de/global/Shopping/ProductDetailsFullPage.aspx?productid=461409&CatalogName=WEBDENT&name=Diamant-Separierstreifen,%20einseitig%20di

HENRY SCHEIN® DENTAL

Produktname / Artikelnummer / Suchbegriff

Anmelden
Registrieren

Warenkorb:
0 Artikel | 0,00 €

ONLINE-SHOP | EIGENMARKE | PRAXIS | LABOR | TECHNIK | FORTBILDUNG | STANDORTE | ABGEBER | dent.talents.

Įvairių grubumų:
ypač švelnios,
labai švelnios,
švelnios,
vidutiniškai švelnios

461409	Diamant-Separierstreifen, einseitig diamantiert, gelocht mit Einfädellücke Ultra-fein (weiß), Breite 4 mm, Stärke 0,07 mm,	Längere Lieferzeit möglich		In den Warenkorb legen
565050	Diamant-Separierstreifen, einseitig diamantiert, gelocht mit Einfädellücke Ultra-fein (weiß), Breite 6 mm, Stärke 0,07 mm,	Längere Lieferzeit möglich		In den Warenkorb legen
428413	Diamant-Separierstreifen, einseitig diamantiert, gelocht mit Einfädellücke Extra-fein (gelb), Breite 3 mm, Stärke 0,10 mm,	Längere Lieferzeit möglich		In den Warenkorb legen
428414	Diamant-Separierstreifen, einseitig diamantiert, gelocht mit Einfädellücke Extra-fein (gelb), Breite 4 mm, Stärke 0,10 mm,	Sofort lieferbar		In den Warenkorb legen
422870	Diamant-Separierstreifen, einseitig diamantiert, gelocht mit Einfädellücke Extra-fein (gelb), Breite 6 mm, Stärke 0,10 mm,	Längere Lieferzeit möglich		In den Warenkorb legen
428415	Diamant-Separierstreifen, einseitig diamantiert, gelocht mit Einfädellücke Fein (rot), Breite 3 mm, Stärke 0,14 mm, Packung	Sofort lieferbar		In den Warenkorb legen
423972	Diamant-Separierstreifen, einseitig diamantiert, gelocht mit Einfädellücke Fein (rot), Breite 4 mm, Stärke 0,14 mm, Packung	Sofort lieferbar		In den Warenkorb legen
428416	Diamant-Separierstreifen, einseitig diamantiert, gelocht mit Einfädellücke Fein (rot), Breite 6 mm, Stärke 0,14 mm, Packung	Längere Lieferzeit möglich		In den Warenkorb legen
	Diamant-Separierstreifen, einseitig diamantiert, gelocht mit Einfädellücke			

25.2. P.D.

Stoddard Maxflex Finishing Strip, Coarse/Medium

grubios/vidutinio grubumo



Stoddard Maxflex Finishing Strip, Fine/Ultra-Fine

švelnios/labai švelnios

Description

Ideal for use on fine details or intricately pierced designs, this Stoddard Maxflex finishing strip is made from an incredibly flexible synthetic polymer and coated on one side with aluminum oxide particles. The strip offers two abrasive surfaces, one at each end of the strip. The coarse abrasive (blue) is used for contouring, and the medium abrasive (purple) is perfect for finishing. The strip works well on a variety of materials, including precious and non-ferrous metal.

Strips are packaged in handy tubes that make it easy to keep the strips organized and readily at hand; each tube contains 50 strips.

Pakuotė: 50 vnt.

Specifications & Features

Attributes

- Dimensions: 5-15/16"L x 1/8"W
- Shipping Weight: 0.497 ounces (14.1g)
- Country Of Origin: United Kingdom

25.3. P.D.
25.4. P.D.



Abrasive Grades				
	Superfine (1–7 µm)	Fine (3–9 µm)	Medium (10–40 µm)	Coarse (50–90 µm)
	Sof-Lex™ Polishing Discs XT (Extra Thin)			
12,7mm	8692SF	8692F	8692M	8692C
9,5mm	8693SF	8693F	8693M	8693C

4-ių skirtingų abrazyvumų: coarse (šiurkštūs), medium (vidutiniai), fine (švelnūs), superfine (labai švelnūs)

4-ių skirtingų spalvų: tamsiai rudi, rudi, geltoni, šviesiai geltoni.

3M Espe Sof-Lex Finishing and Polishing System:

Flexible polishing discs with aluminium oxide coating padengti aliuminio oksidu
Four different abrasive grades (coarse to superfine) and two disc thicknesses (normal and extra thin)
Each abrasive grade is identified by a special colour-coding system
Discs can be easily changed due to the patented Pop-On Mandrel System
Fracture resistant and sterilisable metal mandrel
sterilizuojamas metalinis laikiklis

Indications:
3M ESPE Sof-Lex Finishing and Polishing Discs and Finishing Strips for polishing of composite, compomer, metal and ceramic
Sof-Lex polishing discs for facial and lingual margins of anterior and posterior restorations.

Technical information:
3M ESPE Sof-Lex Finishing and Polishing Discs provide coarse to superfine grits clearly colour-coded for ease of procedure sequencing and quick, pop-on/off disc interchangeability.
Reversible Discs
Makes aligning disc easier for polishing various surfaces
Fast and Easy Disc Change
Simply snaps securely on or off mandrel with no need for alignment
Colour-Coded
Sequenced from dark (coarse) to light (superfine) for easily followed step-by-step process
Two Sizes
For a variety of needs
12.7 mm or 9.5 mm dviejų skirtingų diametrų: 12,7mm ir 9,5mm
Maximized Abrasive Surface
Mandrel is low profile. Disc has a small round eyelet
Choice of disc Thickness and FlexibilityApplicable to a variety of uses with regular or extra thin construction

Content:
3M Espe 50pcs Sof-Lex XT Pop-On Polishing Discs, Pakuotė: 50 vnt.

3M SOF LEX POLISHING DISCS INTRODUCTORY KIT - 240 Discs + 1 RA mandrel:
120 Sof-Lex ™ XT polishing discs: superfine, fine, medium, coarse grain (30 pcs each) Ø 9,5 mm.
120 Sof-Lex ™ XT polishing discs: superfine, fine, medium, thick (30 pcs each) Ø 12,7 mm.
1 mandrel RA for contra-angle.

Pakuotė: 240 vnt. + 1 laikiklis

25.5. P.D.

En

Diskelių laikiklis

Praxis Mandrel

kampiniam antgaliui

Use: Insert the mandrel shank into the chuck of the contra-angle handpiece. Install the finishing/polishing device on the mandrel. **Compatible with:** Praxis discs. **Connection with contra-angle:** The Praxis Mandrel is manufactured in compliance with specifications from the rule ISO 1797:2017. **Warnings, precautions and restrictions:** Professional use only. The use of the mandrel or discs with similar products is of the user's sole responsibility. To avoid an accidental swallowing of this product, it is necessary the application of a total isolation technique of the operatory field. If there is proven allergy to any of its components, the product must not be used. Wear protective goggles to shield against particles (Dentists and patients). Use of a rubber dam is highly recommended to avoid the potential ingestion of dental materials or other debris. Rotating devices must be handle with care and control to avoid injury to the patient. Contact with soft tissues (skin, gingiva, mucosa) may result in injury to the tissue. Any serious incident related to the device should be reported to the manufacturer and the competent authority of the Member State in which the user and/or patient is established. **Cleaning and Sterilization: Cleaning**: Carry out the cleaning with the aid of water and enzymatic detergent 4 enzymes (Amylase, Protease, Lipase and Carbohydrase) and with pure pH range between 6.5 - 7.5. Prepare the dilution solution according to the manufacturer's instructions. The water should be potable. For best effectiveness, it is recommended that the temperature be between 40°C and 55°C. Submerge the product and leave in contact for 5 minutes with the solution. Remove parts and rinse under running water for at least 10 seconds. Dry the piece with absorbent paper or disposable wipes. **Sterilization**: The mandrel should be autoclaved (126°C, 16min), after each patient. **Reprocessing Limits**: Repeated processing has minimal effect on the mandrel due to its composition. This is a reusable device. The manufacturer guarantees up to 240 reuses. **Inspection**: Carefully inspect the mandrel to ensure that all debris has been removed. Observe damage / breakage of the product that would prevent proper operation and do not use in this case. **Composition:** Stainless steel. **Storage:** Store below 30°C (86°F), in a dry place, protected from light.

Fr

Praxis Mandrin

Usage: Insérez la tige du mandrin dans le mandrin du contre-angle. Installez le dispositif de finition/polissage sur le mandrin. **Compatible avec:** Praxis disques. **Connexion avec contre-angle:** Le Praxis Mandrin est fabriqué selon les spécifications de la norme ISO 1797:2017. **Avertissements, précautions et restrictions:** Usage professionnel. L'usager est entièrement responsable de l'usage du mandrin ou des disques avec des produits similaires. Nous recommandons que l'utilisation du produit soit toujours accompagnée de l'isolation absolue du champ opératoire, dans la mesure où des objets libres peuvent être déglutis ou aspirés accidentellement. Lorsqu'il existe une allergie prouvée à un des composants, le produit ne doit pas être utilisé. Utilisez une protection oculaire pour vous protéger contre les particules (Dentistes et patients). L'utilisation d'une barrière dentaire est fortement recommandée pour se protéger contre l'ingestion potentielle de matériaux dentaires ou d'autres débris. Les dispositifs rotatifs doivent être manipulés avec soin et contrôle pour éviter de blesser le patient. Le contact avec les tissus mous (peau, gencive, muqueuse) peut endommager les tissus. Tout incident grave survenu en lien avec le dispositif devrait faire l'objet d'une notification au fabricant et à l'autorité compétente de l'État membre dans lequel l'utilisateur et/ou le patient est établi. **Nettoyage et Stérilisation: Nettoyage**: Réaliser le nettoyage à l'aide d'eau et de détergent quadri-enzymatique (Amylase, Protéase, Lipase et Carbohydrase) et dans une plage de pH pur entre 6,5 – 7,5. Préparez la solution de dilution conformément aux instructions du fabricant. L'eau devrait être potable. Pour une meilleure efficacité, il est recommandé que la température soit comprise entre 40°C et 55°C. Submerger les produits et les laisser en contact avec la solution durant 5 minutes. Retirer les pièces et les rincer à l'eau courante durant au moins 10 secondes. Séchez la pièce avec du papier absorbant ou des lingettes jetables. **Stérilisation**: Le mandrin doit être autoclave (126°C, 16min), après chaque patient. **Limites de retraitement**: Le traitement répété a un effet minimal sur le mandrin en raison de sa composition. Ce dispositif est réutilizable. Le fabricant garantit jusqu'à un maximum de 240 réutilisations. **Inspection**: Inspectez soigneusement le mandrin pour vous assurer que tous les débris ont été enlevés. Observez les dommages/ruptures du produit qui empêcheraient un fonctionnement correct et ne les utilisez pans dans ce cas. **Composition:** Acier inoxydable. **Stockage:** Conserver jusqu'à 30°C (86 °F), dans un endroit sec et sous la lumière du soleil.

Ref.	Code	Content / Contenu
0.9911	0010000009	Praxis Mandrel - 1 piece / Praxis Mandrin - 1 pièce

Daugkartiniai, dezinfekuojami ir sterilizuojami;
Pagaminti iš nerūdijančio plieno.

Manufacturer: TDV Dental Ltda.
CNPJ 81.591.786/0001-60
XV de Novembro, 9944 | CEP 89107-000
Pomerode/SC – Brasil
Reg. ANVISA 10291220030
55 47 3395-6115
info@tdv.com.br | www.tdv.com.br

Resp. Técn.: Gisele K. Gruber
CREA/SC 179557-7

EC REP
Obelis S.A
Bd. Général Wahis 53
1030 Brussels, Belgium
Tel: +(32) 2.732.59.54
E-mail: mail@obelis.net

ISO 13485
GMP Good Manufacturing Practices
CE 2460

MD Medical Device / Dispositif Médical

Version 08 - 05/2021

Sof-Lex™

Finishing and Polishing System

25.6. P.D.

Pick up the Pace without Sacrifying Great Results.

Indications

- Sof-Lex finishing strips for interproximal areas

Poliravimo ir apdirbimo juostelės tarpdančiams

Introductory Kit Sof-Lex Polishing Brushes

Advantages

Sof-Lex Polishing Discs:

- Flexible polishing discs with aluminium oxide coating
- Four different abrasive grades (coarse to superfine) and two disc thicknesses (normal and extra thin)
- Each abrasive grade is identified by a special colour coding system
- Discs can be easily changed due to the patented pop-on mandrel system
- Fracture resistant and sterilisable metal mandrel

Sof-Lex Polishing Brushes:

- One-step process
- The polishing brushes are autoclavable
- Due to their flexible handling the polishing brush is ideally adaptable to the tooth surface

Sof-Lex Finishing Strips:

- Thin, flexible backing with aluminium oxide coating
- Centre gapped strip with two abrasive grades per strip, which allows interproximal access.
- Three different types (fine/superfine, coarse/medium, coarse/medium (narrow)) Dviejų skirtingų grubumų: labai švelnios/švelnios ir vidutinio grubumo/grubios;

Abrasive Grades	Sof-Lex™	Sof-Lex™ Extra Thin (XT)	Sof-Lex™ Finishing Strip	Sof-Lex™ Polishing Brush
Superfine	1958SF 1982SF 1981SF	2382SF 2381SF	SF	
Fine	1958F 1982F 1981F	2382F 2381F	F 1956	
Medium	1958M 1982M 1981M	2382SM 2381M	M	
Coarse	1958C 1982C 1981C	2382C 2381C	C 1954N 1954	1751

https://www.kerrdental.com/en-nl/prevention-products/cleanpolish-and-superpolish-prophy-pastes

Search

Kerr | Home | Dental Products | IDS 2019 | Courses & Events | Download Center | Our Company

Home > Prevention Products > Prophy Pastes

Search | Netherlands (EN)

25.7. P.D.

PREVENTION PRODUCTS

Pakuotė: 45 g

CleanPolish™ and SuperPolish™

Prophy Pastes

Poliravimo pasta SuperPolish

Two Steps Prophy-Procedure

CleanPolish is a fortified prophy-paste containing pumice which cleans natural teeth and metal fillings quickly and efficiently. By using SuperPolish as the second step of a complete cleaning and polishing procedure delivers visual results which will impress even the most demanding patients and professionals. SuperPolish really imparts a mirror-like shine to both natural teeth and metal fillings.

suteikia veidrodinį blizgesį

CleanPolish RDA: 43.8 – REA: 5.5

SuperPolish RDA: 9.8 – REA: 4.5

Packaging

25.8. P.D.

Poliravimo šepetėliai
įvairių formų, sintetiniai:

Prophy Brush

Material: Nylon, Bristle, Wool,
Silicone carbide
Model: Tapered, Flat, Cup
Type: Latch type (Φ2.35mm)
Screw in (Φ1.62-1.68mm)
Snap on
Package: 100pcs/box, 100boxes/ctn

TA024B-1T
clear nylon

TA024B-1C
color nylon

TA024B-2
bristle
(white,black)

TA024-3
white wool

TA024-4
silicone carbide

TA024B-17B
nylon
clear/color brush

TA024B-17C
nylon
clear brush

TA024B-5T
clear nylon

TA024B-5C
color nylon

TA024B-5M
color nylon

TA024B-6
bristle
(white,black)

TA024-7
white wool

TA024-8
silicone carbide

TA024B-18B
clear/color nylon

TA024B-18C
clear/color brush

TA024B-13T
clear nylon

TA024B-13C
color nylon

TA024B-14
bristle
(white,black)

TA024-15
white wool

TA024-16
silicone carbide

Interdental Brush

Green/White steel wire
Shape:Ladder
(dia1: 2.6mm, dia2: 4.8mm),
Cylinder(dia:2.6mm)
Latch type
Package: 100pcs/box

TA024-L20G
Ladder
green steel wire

TA024-L20W
Ladder
white steel wire

TA024-C20G
Cylinder
green steel wire

TA024-C20W
Cylinder
white steel wire

Prophy Paste Holder-Ring Type



TA023-1G
Autoclavable

Fit for all 2g prophy paste cups
Package: 200pcs/bag

TA023-1F
Disposable

Fit for all 2g prophy paste cups
Package: 200pcs/bag

Prophylaxis Powder

TA025-1

Mesh 200, Mint-taste
Package: 40g/bag

TA025-2A Mint
TA025-2B Lemon
TA025-2C Original

TA025-2

Mesh 180-200
Package: 100g/bottle,120bottles/carton

Sander Gun

SG-100

SG-200

2 holes

4 holes

Feature:

- Attractive design allows for dexterous handling & manipulation
- 360 º rotations
- Disperses evenly with no splashing
- Specially designed to prevent backflow and blockage
- Easy to clean and simple to maintain

KENDA C.G.I.

3-STEP POLISHING SYSTEM

25.9. 25.10. P.D.

Polyrai kontūravimui, blizginimui, poliravimui;
Įvairūs:

- Comprehensive polishing system with three grits
- Covering the whole process from contouring to high shine finish
- Flexible, adapting to tooth shape
- White polisher produces extra cutting efficacy for quick removal of excess material

SET REF 900.ASS.012

REF reorder	905-C	908-C	909-C	910-C	905-M	908-M	909-M	910-M	905-F	908-F	909-F	910-F
ISO 1 : 638 204 ... 2 : 638 204 ... 3 : 638 204 ...	030 533 060	243 533 050	303 533 100	030 533 090	030 523 060	243 523 050	303 523 100	030 523 090	030 493 060	243 493 050	303 493 100	030 493 090
∅ × L mm	6,5 x 10	5 x 10	10 x 1	9 x 8,5	6,5 x 10	5 x 10	10 x 1	9 x 8,5	6,5 x 10	5 x 10	10 x 1	9 x 8,5
µ grit	coarse				medium				ultra fine			
color	whitish white				green				pink			
rec.	7500 - 10 000 RPM				3000 - 7500 RPM				3000 - 7500 RPM			
max.	10 000 RPM				10 000 RPM				10 000 RPM			

Refill Box of:	N Pressure:	Autoclavable:	Shank:	Medical device:
6, 12, 25, 100	0,3 - 2N	134°C, 273°F	RA, stainless steel	Class IIa

CE 0123

Edition 03/2021

KENDA MICROFILL

2-STEP POLISHING SYSTEM

- Optimized for microfilled composites
- Well proven basic polishing system in 2 steps
- Available in a great variety of shapes

SET REF 750.012A

REF reorder	4001	4003	4005	4006	4008	4009	4010	4011	5001	5003	5005	5006	5008	5009	5010	5011
ISO 638 204 ...	243 523 055	304 523 100	030 523 060	243 523 030	243 523 050	303 523 100	030 523 090	030 523 060	243 493 055	304 493 100	030 493 060	243 493 030	243 493 050	303 493 100	030 493 090	030 493 060
Ø × L mm	5,4 x 13	10 x 2	6,5 x 10	3 x 7	5 x 10	10 x 1	9 x 8.5	6 x 7.5	5,4 x 13	10 x 2	6,5 x 10	3 x 7	5 x 10	10 x 1	9 x 8.5	6 x 7.5

µ grit	color	rec.	max.	µ grit	color	rec.	max.
medium	yellow	7500 - 10 000 RPM	10 000 RPM	ultra fine	blue	5000 - 7 500 RPM	10 000 RPM

Refill Box of:	N Pressure:	Autoclavable:	Shank:	Medical device:
6, 12, 25, 100	0,3 - 2N	134°C, 273°F	RA, stainless steel	Class IIa



CE 0123

Edition 03/2021

KENDA
DENTAL POLISHERS

HF-V501.2

These instructions are valid for all KENDA Dental Polishers that are used for restorative and preventive work.

Single-patient polishers are labelled with ② and must not be used more than once, as multi-use of these polishers can cause unnecessary risk to the patient and staff.

polyrai pagaminti iš sintetinės/silikoninės gumos

Composition: The polishers consist of synthetic/silicone rubber, pigments and abrasive. The shanks are made of stainless steel or medical plastic.

Indication: KENDA Dental Polishers are used for polishing different materials which are specified on the packaging label.

Contraindications: If a patient is known to be allergic to any of the above components, the polishers should not be used.

Adverse effect: None known to date.

General security advices:

Do not exceed maximum speed

Wear breathing protection

Wear eye protection

Use waterspray minimum 50ml/min

Precautions:

- Products may only be used in the specified field of application.
- Check the safe connection of the polisher before using it and perform a test run.
- Use proper hand piece only and remove any damaged, bent, or no longer centrical running polishers immediately.
- Avoid excessive pressure which can cause tilting, bending or blocking of the polisher.
- Insufficient watercooling can result in irreversible damage to the tooth and the surrounding tissue.
- Using the wrong disinfectant and/or prolonged disinfection times can soak the polisher or cause discoloration. Therefore, make sure that the effectiveness of the disinfectant is approved and suitable for polishers, do not use disinfectants containing aldehydes and follow the manufacturer's specifications of the product with regard to the concentration and reaction time. Ensure that the process is effective.
- Always keep track of LOT numbers of polishers to ensure traceability.

Storage: A dry, dust-free storage at 2 - 28°C (36 - 82°F) is recommended. Improper storage conditions can shorten the shelf life and cause malfunction of the product.

Expiry date: See imprint on label.

Hygiene instructions: Please refer to back of this page for detailled hygiene instructions.

alb	version shqiptar
ara	النسخة العربية
bul	българска версия
chi	中國版
cze	Česká verze
dan	danske version
dut	Nederlandse
est	Eesti versioon
fin	Suomalainen versio
fre	Version française
ger	deutsche Version
gre	Ελληνική έκδοση
heb	גרסה עברית
hrv	hrvatska verzija
hun	magyar változat
ice	Íslensk útgáfa
ind	Bahasa Indonesia versi
ita	Versione italiana
jpn	日本語版
kor	한국어 버전
lav	Latviešu valodā
lit	Lietuviška versija
mac	македонска верзија
nor	Norsk versjon
per	نسخه فارسی
pol	Polska wersja
por	Versão em português
rum	Versiunea romana
rus	Русская версия
slo	slovenská verzia
slv	slovenska različica
spa	Versión en español
swe	Svensk version
tur	Türkçe versiyonu
ukr	Українська версія

QR-Code
http://knd.li/ins

These hygiene instructions are valid for all KENDA Dental Polishers for chairside use.

WARNINGS:
KENDA Polishers are supplied unsterile and therefore must be treated before use.
Single patient polishers (labelled with) are not eligible for reuse, but need to be disinfected and sterilised before and only use.
During processing of all polishers, protective clothing, gloves and goggles must be worn at all times.
Use bur bath approved and suitable for polishers only.

Limitation of reprocessing: The product's life is determined by the wear and tear of the polishing instrument. Repeated processing has minimal effect on these instruments.

Point of use: Remove surface contamination with a disposable cloth immediately after using on patient and put in a container.

Containment and transportation: Polishers should be transported immediately in a closed instrument tray to the treatment area. Proceed with cleaning and disinfection immediately.

Cleaning and disinfection: Proceed with either machine (recommended) or manual treatment.

a. Machine treatment:
   1. Rinse thoroughly under running water.
   2. Place polishers in the washer/disinfector (WD) and make sure they do not touch each other.
   3. Add the appropriate cleaning agent (aldehyde-free), according to the information on the product label and the instructions of the WD-manufacturer.
   4. Start the desired program: cleaning and disinfection.
   5. After termination of the program, take the polishers out of the WD and dry them preferably with clean compressed air.
   6. Visual inspection for cleanliness and integrity using a magnifying glass with 6 times magnification. In case of visual contamination, the process must be repeated.
   7. If only mechanical cleaning (without proven disinfection) a final disinfection in a steam sterilizer (unpacked) in suitable racks or trays is required.
   8. Documented approval of the proper treatment procedure in order to reuse or for storage.
   9. A dry, dust-free storage at 2 - 28°C (36 - 82°F) is recommended.

b. Manual treatment:
   1. Rinse thoroughly under running water. If necessary, use a nylon brush. NOTE: Use a suitable brush for cleaning blind holes.
   2. Cleaning and chemical disinfection with a suitable solution (aldehyde-free) according to manufacturer's instruction. Insert polisher into the solution. Make sure that polishers are free of air bubbles.
   3. The reaction time begins with the insertion of the last polisher and is according to the instruction of the disinfectant manufacturer.
   4. After contact time is up, rinse polishers with plenty of deonized water.
   5. Dry residual moisture preferably with clean compressed air.
   6. Visual inspection for cleanliness and integrity using a magnifying glass with 6 times magnification. In case of visual contamination, the process must be repeated.
   7. Without a proven disinfection, a final disinfection in a steam steriliser (unpacked) in suitable racks or trays is required.
   8. Documented approval of the proper treatment procedure in order to reuse or for storage.
   9. A dry, dust-free storage at 2 - 28°C (36 - 82°F) is recommended.

Sterilisation: Moist heat sterilisation with fractional prevacuum. Full cycle, 134°C (273°F) / 3,1 bar for at least 5 minutes, drying time 10 minutes. Do not exceed 135°C (275°F).
IMPORTANT: Use suitable packaging for sterilisation.
Warning: KENDA Dental Polishers are not suitable for sterilisation with hot air or chemiclave.
This procedure was validated by an independent and accredited laboratory.

Additional information: When sterilising multiple instruments in one autoclave cycle ensure that the steriliser's maximum load is not exceeded in accordance with the steriliser's instructions.

Manufacturer contact:
KENDA AG
Kanalstrasse 18
LI-9490 Vaduz, Liechtenstein
http://www.kenda-dental.com

Date of preparation: 09/2013; Rev. 2

The instructions provided above have been validated by the medical device manufacturer as being capable of preparing KENDA Dental Polishers for reuse.
The material has been developed solely for use in dentistry. Processing should be carried out strictly according to the Hygiene Instructions. Liability cannot be accepted for damages resulting from failure to observe the instructions or the stipulated area of application. The user is responsible for testing the products for their suitability and use for any purpose not explicitly stated in the instructions. Descriptions and data constitute no warranty of attributes and are not binding.

Keep out of reach of children.
For use in dentistry only.

CE 0120

Rx only. **Caution: U.S. federal law restricts this device to sale by or on the order of a lincensed dentist.**

3M™ Sof-Lex™ Diamond Polishing System, 5092-IM, Tan/Pink

25.11. P.D.

https://www.3m.com/3M/en_US/p/d/b00007898/

Specifications

Catalog Number	5092-IM
Diameter Size	1/2" Diameter
Grit Size	Pre-Polishing and Polishing
Kit Type	Diamond Polishing System Kit
Product Type	Rubberized Spiral

Poliravimo sistema

Details

- Imparts paste-like gloss in the convenience of a rubberized system
- Unique, flexible shape adapts to all tooth surfaces
- Multi-use, can be sterilized and reused Daugkartinio naudojimo, gali būti sterilizuojami
- High, long-lasting gloss when used with 3M™ Filtek™ Supreme Ultra Universal Restorative

Dviejų žingsnių sistema, kuri suteikia nuostabų deimantinės pastos blizgesį

This is a two-step system that imparts a gorgeous diamond paste-like gloss in the convenience of a rubberized system. Our pre-polishing spiral prepares the restoration for final gloss, while our diamond-impregnated polishing spiral gives your restorations that gorgeous paste-like gloss.

impregnuoti deimantu

The flexible nature of the spiral adapts to all tooth surfaces—anterior and posterior, convex and concave and can be used from any angle. As an economical choice, it can also be sterilized and reused.

Suggested Applications

- Composites (Direct and Indirect)
- Resin-modified glass ionomers
- 3M™ Lava™ Ultimate CAD/CAM Restorative
- Precious and semi-precious metal

Package Contents	Refil includes 5 pre-polishing spirals beige, 5 diamond polishing spirals pink, 3 RA mandrels

Pakuotę sudaro: 5 smėlio spalvos pirminio poliravimo spiralės, 5 rožinės poliravimo spiralės, 3 laikikliai kampiniam antgaliui

Diacomp

Polishing system in 2 steps for composites. Polyurethane polishers with silicone carbide and diamonds.

Diacomp

Sistema de pulido de dos fases para todas las resinas compuestas habituales. Pulidores de poliuretano altamente resistentes con carburo de silicio y diamante.

Diacomp

Système de polissage en deux étapes pour tous les composites courants. Polissoirs résistants composés de polyuréthane, carbure de silicium et diamant.

Diacomp

Sistema di lucidatura a due fasi per tutti i compositi comuni. Strumenti di lucidatura in poliuretano altamente resistente con carburo di silicio e diamante.

Diacomp

Zweistufiges Poliersystem für Komposite. Polierer aus hochbeständigem Polyurethan mit Siliziumkarbid und Diamant.

Diacomp 2-jų žingsnių poliravimo sistema kompozitams.
Polyrai su silikono karbidu ir deimantais.

įvairių formų ir kietumų:

kampiniam antgaliui

Diacomp
S: RA
speed 6.000 rpm

L	7	9	6	10,5	7	9	6	10,5
D ø 1/10 mm	033	065	100	050	033	065	100	050
Order-No	180RA	181RA	182RA	183RA	190RA	191RA	192RA	193RA
ISO shape	243	030	304	243	243	030	304	243
P	73	73	73	73	73	73	73	73
VE	6	6	6	6	6	6	6	6
Step	1	1	1	1	2	2	2	2

Diacomp
S: FG
speed 6.000 rpm

L	7	7
D ø 1/10 mm	033	033
Order-No	180FG	190FG
ISO shape	243	243
P	73	73
VE	6	6
Step	1	2

WEDGES

myWedge

myWedge is an interproximal wedge made of hi-tech plastic material. Its innovative hollow v-shape allows it to compress and adapt to the interproximal anatomy of teeth. It prevents damage to the papilla while guiding and forming the matrix band to the anatomy of the cervical area of the tooth. myWedge's unique round-head geometry has been designed for easy handling, placement, and removal of the wedge with any standard tweezers or forceps.

- **Innovative hollow v-shape**
- **Gripped head to prevent sliding**
- **Flashy colors for easy identification**



Content	Size	REF
100 pcs. myWedge	Extrasmall (XS)	7101
100 pcs. myWedge	Small (S)	7102
100 pcs. myWedge	Medium (M)	7103
100 pcs. myWedge	Large (L)	7104
100 pcs. myWedge, assorted	(XS, S, M, L)	7100
400 pcs. myWedge, assorted	(XS, S, M, L)	7400

THE DENTAL ADVISOR ++++

27. P.D.

Plastikiniai kaiščiai

The Wedge

Made of hi-tech plastic material, The Wedge combines softness and elasticity, providing an optimal adaptation of the matrix along the cervical margin, even in concave zones and in widening interdental spaces.

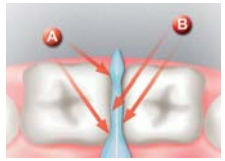

Skaidrus atspindintis šviesą kaiščio paviršius

The transparent reflecting surface of "The Wedge" permits optimum reflection of light and ensures higher polymerization rates of light cured filling materials.

Clinical Tips: Insertion angle of 45° from coronal: "The Wedge" automatically follows the anatomy of the interdental space.

A - The parallel wedge shape ensures maximum wedging up to the exit point of the wedge.

B - The special polymer allows perfect adaptation of the matrices along the entire cervical section of the cavity, also to concave shapes.

pleišto formos

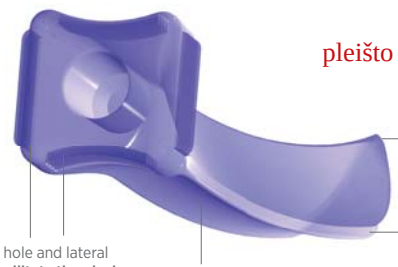

S dydžio

Content	Size	REF
100 pcs. The Wedge	Extrasmall (XS)	7011
100 pcs. The Wedge	Small (S)	7012
100 pcs. The Wedge	Medium (M)	7013
100 pcs. The Wedge	Large (L)	7015
100 pcs. The Wedge, assorted	(XS, S, M, L)	7001
400 pcs. The Wedge, assorted	(XS, S, M, L)	7040

Stop Card & Endo-Stops

Stop-Card is a simple but effective dispenser for Endo-Stops, dispensing one Endo-Stop at a time and holding it in position while the endo-instrument is easily inserted into it. The working length of the instrument can then be set with the integrated measuring ruler. Endo-Stops are made of silicone and are essential marking tools when working with endodontic files. They have a diameter of 3.5mm and a thickness of 1mm.

- **Practical dispenser**
- **Integrated measuring ruler**
- **Eight different Endo-Stop colors**

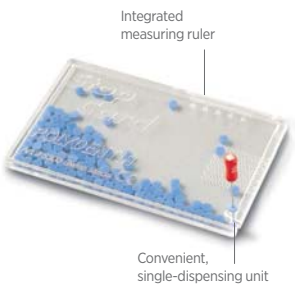

Stop Card

1 pc. Stop Card with 100 pcs. Endo-Stops

5300/1	5300/2	5300/3	5300/4
5300/5	5300/6	5300/7	5300/8

Endo-Stops

100 pcs. Endo-Stops

5301	5302	5303	5304	5305	5306	5307	5308

Assorted, 100 pcs. REF 5310

29. P.D.

Guminiai žiedai instrumentams pažymėti

ID-Rings & Maxi ID-Rings

ID-Rings and Maxi ID-Rings are rings for easy identification of instruments. ID-Rings have an internal diameter of 3mm, Maxi ID-Rings of 6mm.

- **For an easy identification of hand instruments**
- **10 different colors** 10 skirtingų spalvų
- **Made of elastic silicone rubber** pagaminti iš elastingos silikoninės gumos

Pakuotė: 50 vnt.

ID-Rings

50 pcs. ID-Rings

5311	5312	5313	5314	5315	5316	5317	5318	5319	5322

Assorted, 120 pcs. REF 5320

Maxi ID-Rings

25 pcs. Maxi ID-Rings

5361	5362	5363	5364	5365	5366	5367	5368	5369	5370

Assorted, 30 pcs. REF 5360

Cotton roll holder

The cotton roll holder is suitable for pediatric dentistry and ensures a dry working field as well as excellent visibility.

- **Whenever a rubber dam cannot be placed**
- **Suitable also for pediatric dentistry**
- **For upper and lower arches**

Content	Quantity	REF
Cotton roll holder	4 pcs.	5405/4

30 P.D.

Gutta Cuts

Gutaperčos nupjovėjas

Feature:

1-press rapid heating,release the button a few seconds for cooling,easy to use.
2-Using wireless charging technology,stylish,,fashionable.
3-2400mAh large capacity nickel cadmium rechargeable battery,avoid frequently charging trouble.
4-Fever needle can be sterilized,it can be repeatedly used.

This product has been applied layout-design patent,
Counterfeit must be investigated;NO.ZL201430484927.3

Technical:

Ni-MHchargeable Battery:	1.2V 2700mAh	
Heating time:	≥ 2s	
Working temperature:	160°C	
Charger input voltage:	AC230V 50HZ,AC110V 60HZ	
Heat plunger	S,M,L,XL	
Volume(cm)	17.5X10.5X7.5	15X12X3.8
Weight(kg)/PCS	0.5	0.3
Packing material	carton	carton
QTY per master carton	10 pc/ctn	10 pc/ctn

Order code: **C-BLADE**

Inter proximal enamel kit

Feature:

Rectilinear motion handpiece and carborundum blade:
1-Apply to invisible treatment; rapid repair of dental enamel
2-Carborundum blade is stable and durable
3-The blade frame and the blade adopts the locking type design, its more solid, has a good compatibility with all kinds of handpiece
4-When the knife frame put in to handpiece, can be completely fixed, no shake
5-There are holes in the blade, which can effectively discharge the water and powder produced in the glaze.

Different thicknss for the diamond

Order code: **C3-11KIT**

up an down movement

Technical:

Two side diamond (with hole)	15 μm	15HD	2 PCS
	25 μm	25HD	2 PCS
	40 μm	40HD	2 PCS
	60 μm	60HD	2 PCS
	90 μm	90HD	2 PCS

10pcs

carborundum blade

Push button for remove

Gap measuring ruler
0.10mm 0.15mm 0.20mm
0.30mm 0.40mm 0.50mm

4:1 reduction contra angle

ABRASIVE AND POLISHING STRIPS

Used for polishing and smoothing approximal filings.

REF 4193	green	30 µ	10 m roll
REF 4194	blue	40 µ	10 m roll
REF 4195	white	60 µ	10 m roll

31. P.D. GLASS PLATE

Stiklinė lentelė plombų maišymui
viena pusė neslidi

For cement mixing.
Dimensions: 11 x 7.5 cm

REF 0500	thickness 0,8 cm
REF 0501	thickness 0,4 cm

MATRIX



1 REF 03201 ivory matrix, small
2 REF 03211 ivory matrix, molar
3 REF 0321 ivory matrix, premolar
4 REF 0320 ivory matrix, molar
Thickness: 0.035 mm, Contents: 12 pcs

5 REF 03154 ribbon matrix 4 mm, 25 pcs
6 REF 0315 ribbon matrix roll 5 mm, 10 m length
7 REF 03146 ribbon matrix roll 6 mm, 10 m length
8 REF 0314 ribbon matrix 7 mm, 25 pcs
Thickness: 0.035 mm

Polyester matrix used for the formation of superior dental arch fillings.
9 REF 0451 polyester matrix 6 x 80 mm
10 REF 0420 polyester matrix 8 x 80 mm
REF 0452 polyester matrix 10 x 80 mm
Contents: 100 pcs

INTERDENTAL WEDGES

Perfect as a protective buffer for wedging of interdental papilla and alignment of matrix towards the point of contact. Made of hard wood and painted with permanent and harmless colours.

REF 0115	Interdental wooden wedges, set
REF 0116	Interdental wooden wedges, orange 1
REF 0117	Interdental wooden wedges, yellow 2
REF 0118	Interdental wooden wedges, red 3
REF 0119	Interdental wooden wedges, blue 4
REF 0120	Interdental wooden wedges, green 5
REF 0121	Interdental wooden wedges, white 6

Contents: 100 pcs

Carbide

Kietmetalio

C 141

Allport
ISO **001**
= 6 or 1

L		–	–	–	–	–	–
S	Order-No	ø 1/10 mm					
RA L	205 C 141 …	023	027	031	035	040	050
HP	104 C 141 …	023	027	031			050
P		80	80	80	80	80	80

C 141X

Allport
ISO **001**
= 6 or 1

L		–	–	–	–	–
S	Order-No	ø 1/10 mm				
RA L	205 C 141X …	027	031	035	040	050
P		80	80	80	80	80

C 151

ISO **210**
= 6

L		11,0
S	Order-No	ø 1/10 mm
FG XL	316 C 151 …	015
RA L	205 C 151 …	015
P		81

C 152

ISO **199**
= 6

L		9,0
S	Order-No	ø 1/10 mm
FG XL	316 C 152 …	015
RA	204 C 152 …	015
P		81

C 161

Bone cutters
Lindemann
ISO **408**
= 6

L		9,0
S	Order-No	ø 1/10 mm
FG XL	316 C 161 …	016
RA L	205 C 161 …	016
HP	104 C 161 …	016
P		81

C 162

Bone cutters
Lindemann
ISO **408**
= 6

L		9,0
S	Order-No	ø 1/10 mm
FG XL	316 C 162 …	016
RA L	205 C 162 …	016
HP	104 C 162 …	016
P		81

C 168

ISO **407**
= 6

L		10,0
S	Order-No	ø 1/10 mm
FG XL	316 C 168 …	014
P		82

C 184

ISO **192**
= 6

L		8,0
S	Order-No	ø 1/10 mm
RA	204 C 184 …	016
P		81

C 687

ISO **687**
= 6

L		11,0
S	Order-No	ø 1/10 mm
RA L	205 C 687 …	016
P		81

C 687X

ISO **687**
= 6

L		11,0
S	Order-No	ø 1/10 mm
RA L	205 C 687X …	023
P		82

CB 255A

ISO **534**
= 6

L		6
S	Order-No	ø 1/10 mm
FG L	315 CB 255A …	012
FG XL	316 CB 255A …	012
P		81

Carbide

Kietmetalio

Chirurginiai grąžtai

C 141

Allport

ISO **001**

= 6 or 1

S	Order-No	ø 1/10 mm					
L		–	–	–	–	–	–
RA L	205 C 141 ...	023	027	031	035	040	050
HP	104 C 141 ...	023	027	031			050
P		80	80	80	80	80	80

C 141X

Allport

ISO **001**

= 6 or 1

S	Order-No	ø 1/10 mm				
L		–	–	–	–	–
RA L	205 C 141X ...	027	031	035	040	050
P		80	80	80	80	80

C 151

ISO **210**

= 6

S	Order-No	ø 1/10 mm
L		11,0
FG XL	316 C 151 ...	015
RA L	205 C 151 ...	015
P		81

C 152

ISO **199**

= 6

S	Order-No	ø 1/10 mm
L		9,0
FG XL	316 C 152 ...	015
RA	204 C 152 ...	015
P		81

C 161

Bone cutters

Lindemann

ISO **408**

= 6

S	Order-No	ø 1/10 mm
L		9,0
FG XL	316 C 161 ...	016
RA L	205 C 161 ...	016
HP	104 C 161 ...	016
P		81

C 162

Bone cutters

Lindemann

ISO **408**

= 6

S	Order-No	ø 1/10 mm
L		9,0
FG XL	316 C 162 ...	016
RA L	205 C 162 ...	016
HP	104 C 162 ...	016
P		81

C 168

ISO **407**

= 6

S	Order-No	ø 1/10 mm
L		10,0
FG XL	316 C 168 ...	014
P		82

C 184

ISO **192**

= 6



S	Order-No	ø 1/10 mm
L		8,0
RA	204 C 184 ...	016
P		81

C 687

ISO **687**

= 6

S	Order-No	ø 1/10 mm
L		11,0
RA L	205 C 687 ...	016
P		81

C 687X

ISO **687**

= 6

S	Order-No	ø 1/10 mm
L		11,0
RA L	205 C 687X ...	023
P		82

CB 255A

ISO **534**

= 6

S	Order-No	ø 1/10 mm
L		6
FG L	315 CB 255A ...	012
FG XL	316 CB 255A ...	012
P		81

Shank information | Longueurs de tiges | Schaftlängen | Longitudes de vástago | Lunghezza del gambo

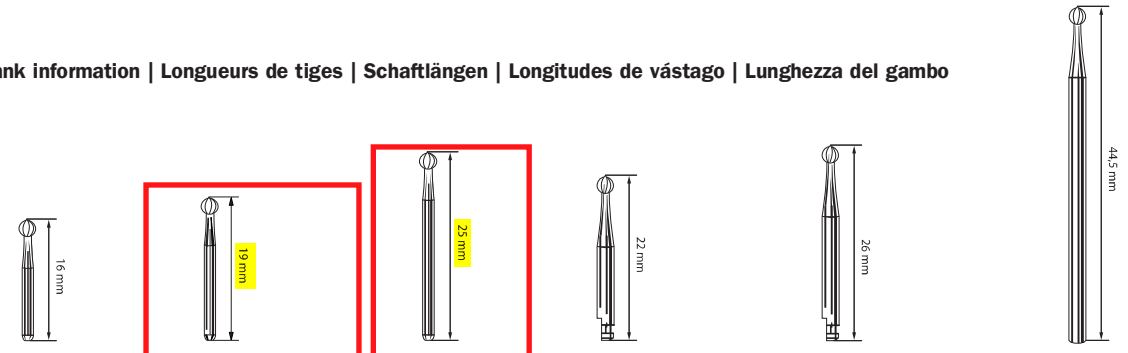

ISO 313 FG short	ISO 314 FG standard	ISO 316 FG XL	ISO 204 right angle	ISO 205 right angle L	ISO 104 HP hand piece
ISO 313 FG court	ISO 314 FG standard	ISO 316 FG XL	ISO 204 contre-angle	ISO 205 contre-angle L	ISO 104 HP pièce à main
ISO 313 FG kurz	ISO 314 FG Standard	ISO 316 FG XL	ISO 204 Winkelstück	ISO 205 Winkelstück L	ISO 104 HP Handstück
ISO 313 FG corto	ISO 314 FG estándar	ISO 316 FG XL	ISO 204 Contraángulo	ISO 205 Contraángulo L	ISO 104 HP pieza de mano
ISO 313 FG corto	ISO 314 FG standard	ISO 316 FG XL	ISO 204 contrangolo	ISO 205 contrangolo L	ISO 104 HP manipolo

Safety inormation | Informations de sécurité | Sicherheitshinweis | Aviso de seguridad | Informazioni di sicurezza

Insert the instrument into the trubine/handpiece as deeply as possible. (Risk of injury if not fully inserted)
Insérer les instruments le plus profondément possible dans la pièce à main ou la turbine (risque de lésion si insuffisamment insérés !).
Instrument so tief wie möglich einspannen. (Bei zu kurzem Einspannen besteht Verletzungsgefahr!)
Insertar el instrumento a la máxima profundidad posible (en caso de insertar el instrumento con poca profundidad existe el riesgo de lesión).
Inserire lo strumento nella turbina, fino a fine corsa (se lo strumento non è inserito correttamente può causare danni-ferite).



Wear safety goggles!
Veuillez porter des lunettes de protection !
Augenschutz benutzen!
¡Siempre use lentes protectivos!
Usare occhiali protettivi!

Usage symbols | Conseils d'utilisation | Anwendungssymbole | Propuesta de aplicación | Consigli d'uso

Root treatment
Traitement canalaire
Wurzelbehandlung
Tratamiento endodóntico
Per la cura della radice

Crown cutter
Coupe couronnes
Kronentrenner
Cortador de coronas
Tagliacorone

Microprep
Microprep
Minimal invasiv
Minimamente invasivo
Minimale invasivo

Veneers
Facettes
Veneers
Carillas
Faccette

Trepanation
Trépaner
Trepanieren
Trepanar
Trepanare

Inlay preparation
Préparation d'inlay
Inlaypräparation
Preparación de inlay
Preparazione di inlay

Depth marker
Marqueurs de profondeur
Tiefenmarkierung
Marcadores de profundidad
Incisori di profondità

Orthodontics
Orthodontie
KFO
Ortodoncia
Ortodonzia

Fillings
Travail sur obturation
Bearbeiten von Füllungen
Trabajar rellenos
Per la otturazione

Cavity preparation
Préparation de cavités
Kavitätenpräparation
Preparación de cavidades
Preparazione di cavità

Crown preparation
Préparation de couronnes
Kronenpräparation
Preparación de coronas
Preparazione di corone

PX

Prophylaxis
Prophylaxie
Prophylaxe
Profilaxis
Profilassi

1

ISO **001**

= 6



S	P	Order-No	ø 1/10 mm									
L			–	–	–	–	–	–	–	–	–	–
FG	31	314 001 …	005	006	008	010	012	014	016	018	021	023
FG XL	33	316 001 …				010	012	014	016	018		023
RA	31	204 001 …	005	006	008	010	012	014	016	018	021	023
RA	37	204 001 …										027
US No.			1/4	1/2	1	2	3	4	5	6	7	8	10

1L

ISO **001**

= 6

S	P	Order-No	ø 1/10 mm				
L			–	–	–	–	–
RA	33	204 001L …	010	012	014	016	018
US No.			2	3	4	5	6

1LQ

ISO **697**

= 6



S	P	Order-No	ø 1/10 mm						
L			–	–	–	–	–	–	–
RA	33	204 001LQ …	010	012	014	016	018	021	023
RA	33	205 001LQ …	010	012	014	016	018	021	023
US No.									

2

ISO **010**

= 6

S	P	Order-No	ø 1/10 mm					
L			1,2	1,2	1,5	1,8	2,0	2,3
FG	31	314 002 …	008	010	012	014	016	018
RA	31	204 002 …	008	010	012	014	016	018
US No.			34	35	36	37	38	39

7

ISO **237**

= 6

S	P	Order-No	ø 1/10 mm		
L			2,5	2,5	2,5
FG	31	314 007 …	008	010	012
FG short	32	313 007 …	008		
RA	31	204 007 …	008		
US No.			330	331	332

21

ISO **107**

= 6



S	P	Order-No	ø 1/10 mm				
L			4,0	4,5	4,5	5,0	5,0
FG	31	314 021 …	009	010	012	014	016
RA	31	204 021 …		010	012		
US No.			56	57	58	59	60

21L

ISO **110**

= 6

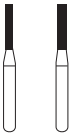

S	P	Order-No	ø 1/10 mm	
L			6,0	6,0
FG	31	314 021L …	010	012
US No.			57L	58L

21R

ISO **137**

= 6

L			4,5	5,0	5,0
S	P	Order-No	ø 1/10 mm		
FG	31	314 021R ...	009	010	012
RA	31	204 021R ...		010	
US No.			1156	1157	1158

23

ISO **168**

= 6



L			5,0	5,0	5,0
S	P	Order-No	ø 1/10 mm		
FG	31	314 023 ...	008	010	012
US No.			169	170	171

23L

ISO **171**

= 6

L			5,5	5,5	5,5
S	P	Order-No	ø 1/10 mm		
FG	31	314 023L ...	009	010	012
US No.			169L	170L	171L

23R

ISO **194**

= 6



L			5,0	5,0	5,0
S	P	Order-No	ø 1/10 mm		
FG	31	314 023R ...	010	012	016
RA	31	204 023R ...		012	016
US No.			1170	1171	1172

25R

ISO **238**

= 6

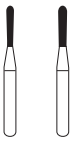

L			5,5	5,5
S	P	Order-No	ø 1/10 mm	
FG	31	314 025R ...	010	012
US No.			331L	332L

31

ISO **109**

= 6

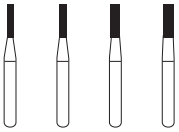

L			4,5	4,5	4,5	4,5
S	P	Order-No	ø 1/10 mm			
FG	31	314 031 ...	008	010	012	014
FG XL	33	316 031 ...		010		
RA	31	204 031 ...			012	014
US No.			556	557	558	559

31L

ISO **110**

= 6

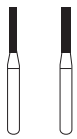

L			6,0	6,0
S	P	Order-No	ø 1/10 mm	
FG	31	314 031L ...	010	012
RA	31	204 031L ...		012
US No.			557L	558L

31R

ISO **137**

= 6

L			4,5	5,0	5,0
S	P	Order-No	ø 1/10 mm		
FG	31	314 031R ...	008	010	012
RA	31	204 031R ...		010	
US No.			1556	1557	1558

33
ISO **168**
= 6



L			4,0	5,0	5,0	5,0	5,0
S	P	Order-No	ø 1/10 mm				
FG	31	314 033 …	008	010	012	016	021
FG XL	33	316 033 …				016	
US No.			699	700	701	702	703

33L
ISO **171**
= 6



L			5,5	5,5	6,0
S	P	Order-No	ø 1/10 mm		
FG	31	314 033L …	008	010	012
US No.			699L	700L	701L

33R
ISO **194**
= 6

L			5,0
S	P	Order-No	ø 1/10 mm
FG	31	314 033R …	012
US No.			1701

Finishing burs | Fraises de finition | Finierer | Fresas para acabado | Frese per la finitura

41
Finishing bur 12 flutes
ISO **001**
= 6



L			–	–	–	–
S	P	Order-No	ø 1/10 mm			
FG	34	314 041 …	012	014	018	023
US No.			7002	7004	7006	7008

44E
Finishing bur 12 flutes
ISO **277**
= 6



L			3,5	4,0	4,0
S	P	Order-No	ø 1/10 mm		
FG	34	314 044E …	014	018	023
RA	34	204 044E …		018	
US No.			7404	7406	7408

Shank information

Shank information | Longueurs de tiges | Schaftlängen | Longitudes de vástago | Lunghezza del gambo

35.2. P.D.

35.1. P.D.

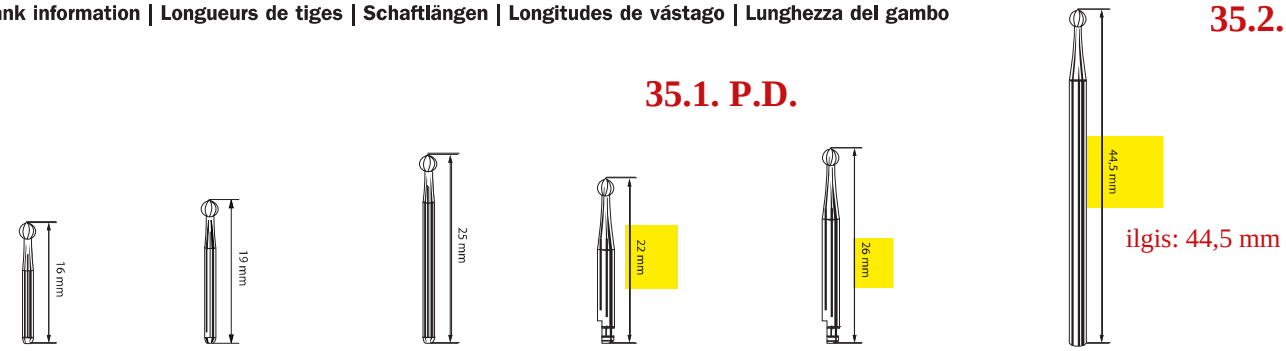

ilgiai: 22 mm ir 26 mm

ISO 313 FG short	ISO 314 FG standard	ISO 316 FG XL	ISO 204 right angle	ISO 205 right angle L	ISO 104 HP hand piece
ISO 313 FG court	ISO 314 FG standard	ISO 316 FG XL	ISO 204 contre-angle	ISO 205 contre-angle L	ISO 104 HP pièce à main
ISO 313 FG kurz	ISO 314 FG Standard	ISO 316 FG XL	ISO 204 Winkelstück	ISO 205 Winkelstück L	ISO 104 HP Handstück
ISO 313 FG corto	ISO 314 FG estándar	ISO 316 FG XL	ISO 204 Contraángulo	ISO 205 Contraángulo L	ISO 104 HP pieza de mano
ISO 313 FG corto	ISO 314 FG standard	ISO 316 FG XL	ISO 204 contrangolo	ISO 205 contrangolo L	ISO 104 HP manipolo

Usage symbols | Conseils d'utilisation | Anwendungssymbole | Propuesta de aplicación | Consigli d'uso

Root treatment
Traitement canalaire
Wurzelbehandlung
Tratamiento endodóntico
Per la cura della radice

Crown cutter
Coupe couronnes
Kronentrenner
Cortador de coronas
Tagliacorone

Microprep
Microprep
Minimal invasiv
Minimamente invasivo
Minimale invasivo

Veneers
Facettes
Veneers
Carillas
Faccette

Trepanation
Trépaner
Trepanieren
Trepanar
Trepanare

Inlay preparation
Préparation d'inlay
Inlaypräparation
Preparación de inlay
Preparazione di inlay

Depth marker
Marqueurs de profondeur
Tiefenmarkierung
Marcadores de profundidad
Incisori di profondità

Orthodontics
Orthodontie
KFO
Ortodoncia
Ortodonzia

Fillings
Travail sur obturation
Bearbeiten von Füllungen
Trabajar rellenos
Per la otturazione

Cavity preparation
Préparation de cavités
Kavitätenpräparation
Preparación de cavidades
Preparazione di cavità

Crown preparation
Préparation de couronnes
Kronenpräparation
Preparación de coronas
Preparazione di corone

Prophylaxis
Prophylaxie
Prophylaxe
Profilaxis
Profilassi

35.1. 35.2. P.D.

Sertifikuoti

SQS

EC-Certificate

SQS as a conformity assessment body identification number 1250 herewith certifies the company

Diaswiss SA
Instruments et fournitures dentaires
Rte de St-Cergue 293
1260 Nyon
Switzerland

the use of a quality assurance system in its manufacturing and distribution which fulfills the requirements set out in:

ANNEX V — Directive 93/42/EEC

This approval is based on the result of the report dated April 9, 2018.

The scope of validity covers the products

Class IIa

Diamond and carbide instruments,
Bone cutters (steel and carbide),
Dental polishers,
Ceramic burs,
Endodontic instruments

The following CE label can be applied to the products mentioned in this certificate

CE 1250

A condition for the validity of this certificate is a regular examination in accordance with Annex V.4 of the Directive 93/42/EEC

Validity 20.04.2018– 19.04.2021
Issue 20.04.2018

Reg. no. 32050
Approved PV Medical 20.04.2018

F. Müller, CEO SQS

D. Taddeo, Medical Responsible

sqs.ch

Swiss Association for Quality and Management Systems SQS
Bernstrasse 103, 3052 Zollikofen, Switzerland

Swiss Made

Partner of IQNet

IQNet

THE INTERNATIONAL CERTIFICATION NETWORK

CERTIFICATE

SQS has issued an IQNet recognized certificate that the organization:

Diaswiss SA
Instruments et fournitures dentaires
Rte de St-Cergue 293
1260 Nyon
Switzerland

has implemented and maintains a

Management System

for the following scope(s):

Dental Instruments

which fulfills the requirements of the following standard(s):

EN ISO 13485:2016 Medical devices – Quality Management System

Issued on: 2018-04-20
Expires on: 2021-04-19

This attestation is directly linked to the IQNet Partner's original certificate and shall not be used as a stand-alone document

Registration Number: CH-23961

Alex Stoichitoiu
President of IQNet

Felix Müller
CEO SQS

IQNet Partners*:
AENOR Spain AFNOR Certification France APCER Portugal CCC Cyprus CISQ Italy
CQC China CQM China CQS Czech Republic Cro Cert Croatia DQS Holding GmbH Germany FCAV Brazil
FONDONORMA Venezuela ICONTEC Colombia Inspecta Sertifiointi Oy Finland INTECO Costa Rica
IRAM Argentina JQA Japan KFQ Korea MIRTEC Greece MSZT Hungary Nemko AS Norway NSAI Ireland
NYCE-SIGE México PCBC Poland Quality Austria Austria RR Russia SII Israel SIQ Slovenia
SIRIM QAS International Malaysia SQS Switzerland SRAC Romania TEST St Petersburg Russia TSE Turkey YUQS Serbia
IQNet is represented in the USA by: AFNOR Certification, CISQ, DQS Holding GmbH and NSAI Inc.

* The list of IQNet partners is valid at the time of issue of this certificate. Updated information is available under www.iqnet-certification.com

SQS

Certificate

SQS herewith certifies that the company named below has a management system which meets the requirements of the standard specified below.

Diaswiss SA
Instruments et fournitures dentaires
Rte de St-Cergue 293
1260 Nyon
Switzerland

Scope of certification

Whole company

Field of activity

Dental Instruments

Normative base

EN ISO 13485:2016 — Medical devices – Quality Management System

Validity 20.04.2018– 19.04.2021
Issue 20.04.2018

Reg. no. 23961

X. Edelmann, President SQS

F. Müller, CEO SQS

sqs.ch

Swiss Association for Quality and Management Systems SQS
Bernstrasse 103, 3052 Zollikofen, Switzerland

Swiss Made

Partner of IQNet

Kietmetalio grąžteliai

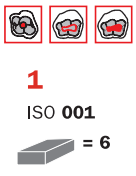

1

ISO **001**

= 6



	L		–	–	–	–	–	–	–	–	–	–	–
	S	P	Order-No	ø 1/10 mm									
	FG	31	314 001 …	005	006	008	010	012	014	016	018	021	023
	FG XL	33	316 001 …				010	012	014	016	018		023
kampiniam antgaliui:	RA	31	204 001 …	005	006	008	010	012	014	016	018	021	023	027
	US No.			1/4	1/2	1	2	3	4	5	6	7	8	10

dydžiai nuo 010 iki 027

įvairių dydžių:

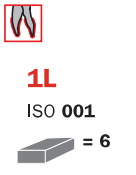

1L

ISO **001**

= 6

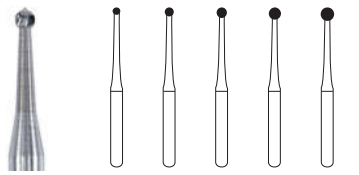

	L		–	–	–	–	–
	S	P	Order-No	ø 1/10 mm				
	RA	33	204 001L …	010	012	014	016	018
	US No.			2	3	4	5	6



1LQ

ISO **697**

= 6

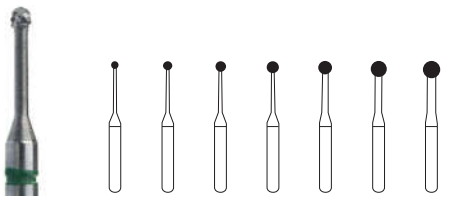

	L		–	–	–	–	–	–	–
	S	P	Order-No	ø 1/10 mm						
	RA	33	204 001LQ …	010	012	014	016	018	021	023
	RA	33	205 001LQ …	010	012	014	016	018	021	
	US No.									

2

ISO **010**

= 6

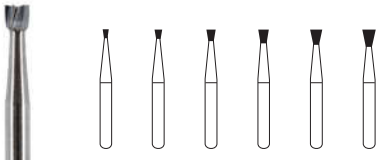

	L		1,2	1,2	1,5	1,8	2,0	2,3
	S	P	Order-No	ø 1/10 mm					
	FG	31	314 002 …	008	010	012	014	016	018
	RA	31	204 002 …	008	010	012	014	016	018
	US No.			34	35	36	37	38	39

7

ISO **237**

= 6

	L		2,5	2,5	2,5
	S	P	Order-No	ø 1/10 mm		
	FG	31	314 007 …	008	010	012
	FG short	32	313 007 …	008		
	RA	31	204 007 …	008	010	012
	US No.			330	331	332

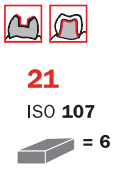

21

ISO **107**

= 6

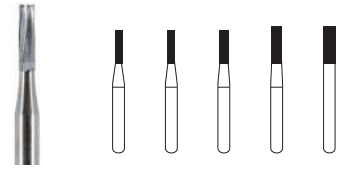

	L		4,0	4,5	4,5	5,0	5,0
	S	P	Order-No	ø 1/10 mm				
	FG	31	314 021 …	009	010	012	014	016
	FG XL	33	316 021 …			012		
	RA	31	204 021 …	009	010	012		
	US No.			56	57	58	59	60

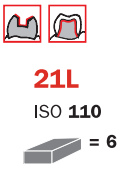

21L

ISO **110**

= 6



	L		6,0	6,0
	S	P	Order-No	ø 1/10 mm	
	FG	31	314 021L …	010	012
	US No.			57L	58L

21R

ISO **137**

= 6

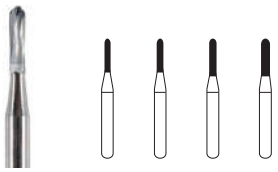

L			4,5	4,5	5,0	5,0
S	P	Order-No	ø 1/10 mm			
FG	31	314 021R ...		009	010	012
RA	31	204 021R ...	008		010	
US No.			1156	1156	1157	1158

23

ISO **168**

= 6



L			5,0	5,0	5,0
S	P	Order-No	ø 1/10 mm		
FG	31	314 023 ...	008	010	012
US No.			169	170	171

23L

ISO **171**

= 6



L			5,5	5,5	5,5
S	P	Order-No	ø 1/10 mm		
FG	31	314 023L ...	009	010	012
RA	31	204 023L ...	009		
US No.			169L	170L	171L

23R

ISO **194**

= 6



L			5,0	5,0	5,0
S	P	Order-No	ø 1/10 mm		
FG	31	314 023R ...	010	012	016
RA	31	204 023R ...		012	016
US No.			1170	1171	1172

25R

ISO **238**

= 6

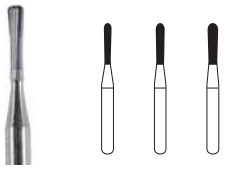

L			5,5	5,5	5,5
S	P	Order-No	ø 1/10 mm		
FG	31	314 025R ...	010	012	014
RA	31	204 025R ...		012	
US No.			331L	332L	333L

31

ISO **109**

= 6

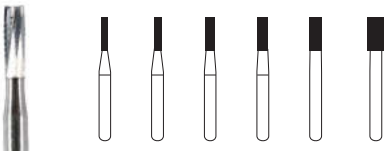

L			4,5	4,5	4,5	4,5	4,5	4,5
S	P	Order-No	ø 1/10 mm					
FG	31	314 031 ...	008	010	012	014	016	
FG XL	33	316 031 ...		010	012			
RA	31	204 031 ...	008	010	012	014		021
US No.			556	557	558	559	560	562

31L

ISO **110**

= 6

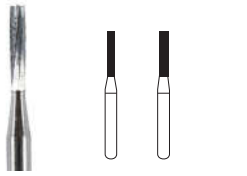

L			6,0	6,0
S	P	Order-No	ø 1/10 mm	
FG	31	314 031L ...	010	012
RA	31	204 031L ...		012
US No.			557L	558L

31R

ISO **137**

= 6

L			4,5	5,0	5,0
S	P	Order-No	ø 1/10 mm		
FG	31	314 031R ...	008	010	012
RA	31	204 031R ...		010	
US No.			1556	1557	1558

33

ISO **168**

= 6



L			4,0	5,0	5,0	5,0	5,0
S	P	Order-No	ø 1/10 mm				
FG	31	314 033 …	008	010	012	016	021
FG XL	33	316 033 …			012	016	
RA	31	204 033 …				016	
US No.			699	700	701	702	703

33L

ISO **171**

= 6



L			5,5	5,5	6,0
S	P	Order-No	ø 1/10 mm		
FG	31	314 033L …	008	010	012
US No.			699L	700L	701L

33R

ISO **194**

= 6



L			5,0	5,0	5,0
S	P	Order-No	ø 1/10 mm		
FG	31	314 033R …	010	012	016
US No.			1700	1701	1702

1RX

ISO **001**

= 6

L			–
	P	Order-No	ø 1/10 mm
FG	34	314 001RX …	014
US No.			1904

31RX

ISO **109**

= 6

L			4,5
S	P	Order-No	ø 1/10 mm
FG	34	314 031RX …	009
US No.			2056

Kietmetalio grąžteliai

- Thermoplastics, tray material
- Matériaux thermoplastiques et d'empreinte
- Schneiden von Kunststoffen und Löffelmaterial
- Termoplásticos, materiales para cubetas
- Per tagliare e bucare i materiali termoplastici

CC

= 1

L /mm	8,5	10,5	12,5
ø 1/10 mm	016	023	023
ISO shape	468	468	467
P	41	41	42
Order-No	CC3 016	CC3 023	CC4 023

įvairių dydžių:

1

ISO **001**

= 6

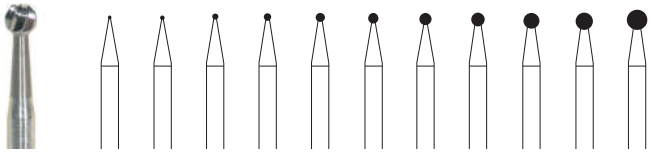

L			–	–	–	–	–	–	–	–	–	–	–
S	P	Order-No	ø 1/10 mm									
HP	31	104 001 …	005	006	008	010	012	014	016	018	021	023	027
US No.			1/4	1/2	1	2	3	4	5	6	7	8	10

tiesiam antgaliui

2

ISO **010**

= 6

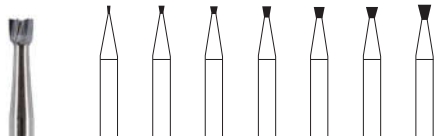

L			1,0	1,0	1,0	1,5	1,5	1,5	2,0
S	P	Order-No	ø 1/10 mm						
HP	31	104 002 …	006	008	010	012	014	016	018
US No.			33/2	34	35	36	37	38	39

21

ISO **107**

= 6

L			4,5	4,5	5,0
S	P	Order-No	ø 1/10 mm		
HP	31	104 021 …	010	012	014
US No.			57	58	59

21R

ISO **137**

= 6

L			4,5	4,5
S	P	Order-No	ø 1/10 mm	
HP	31	104 021R …	010	012
US No.			1157	1158

23

ISO **168**

= 6



L			4,0	4,0	4,0	5,0
S	P	Order-No	ø 1/10 mm			
HP	31	104 023 …	008	010	012	016
US No.			169	170	171	172

23L

ISO **171**

= 6

L			5,5	5,5	5,8
S	P	Order-No	ø 1/10 mm		
HP	31	104 023L ...	009	010	012
US No.			169L	170L	171L

23R

ISO **194**

= 6



L			4,5	4,5	4,5	5,0
S	P	Order-No	ø 1/10 mm			
HP	31	104 023R ...	008	010	012	016
US No.			1169	1170	1171	1172

31

ISO **109**

= 6

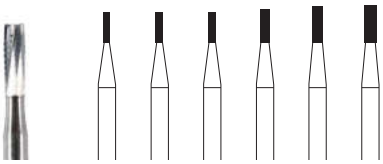

L			4,0	4,0	4,0	4,5	4,8	5,0
S	P	Order-No	ø 1/10 mm					
HP	31	104 031 ...	008	009	010	012	014	016
US No.			556	556	557	558	559	560

31L

ISO **110**

= 6

L			6,5	6,5
S	P	Order-No	ø 1/10 mm	
HP	31	104 031L ...	010	012
US No.			557L	558L

31R

ISO **137**

= 6

L			4,0	4,5	4,5
S	P	Order-No	ø 1/10 mm		
HP	31	104 031R ...	008	010	012
US No.			1556	1557	1558

33

ISO **167**

= 6



L			4,0	4,5	4,5	5,0	5,0
S	P	Order-No	ø 1/10 mm				
HP	31	104 033 ...	008	010	012	016	021
US No.			699	700	701	702	703

33L

ISO **171**

= 6



L			5,5	5,5	5,5	5,5
S	P	Order-No	ø 1/10 mm			
HP	31	104 033L ...	008	010	012	016
US No.			699L	700L	701L	702L

33R

ISO **194**

= 6

L			5,0
S	P	Order-No	ø 1/10 mm
HP	31	104 033R ...	016
US No.			702R

36 P.D.

ISO Diamond Grits

Spalvinis žymėjimas

494	White	UF	Ultra Fine	10-20 µm
504	Yellow	XF	Extra Fine	20-38 µm
514	Red	F	Fine	38-64 µm
524	Blue	M	Medium	64-126 µm
534	Green	C	Coarse	107-151 µm
544	Black	XC	Extra Coarse	152-181 µm

ISO Shanks

Įvairaus ilgio

312	FG Friction Grip Extra Short	Ø 1.60mm	14.5 mm
313	FG Friction Grip-Short	Ø 1.60mm	16 mm
314	FG Friction Grip-Standard	Ø 1.60mm	19 mm
315	FG Friction Grip-Long	Ø 1.60mm	21 mm
316	FG Friction Grip Extra Long	Ø 1.60mm	25 mm
204	RA Right Angle	Ø 2.35mm	22 mm
205	RA Right Angle-Long	Ø 2.35mm	27 mm
104	HP Handpiece	Ø 2.35mm	44.5 mm

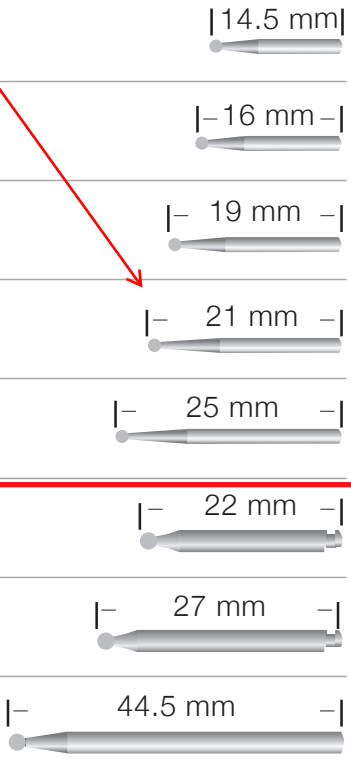

FG Diamonds Index

Turbininiai deimantiniai

Įvairių formų

Page		Shape	ISO#	Ref.
14		ROUND	001,001LP, 697	801, 801LP, 801L
15		ROUND with collar	002	802
15		INVERTED CONE short head	010	805
15-16		INVERTD CONE with collar	019	806
16		ACORN	031(163)	905
16		DIABLO	032, 032L	813, 813L
17		BUD pointed	033	899
17		BARREL	038, 039	811S, 811
17		WHEEL	041	815
17		WHEEL with shoulder	055	824
17-18		WHEEL rounded rim	067,068	909
18-20		FLAT END CYLINDER	108, 109, 110, 111, 112	835, 836, 837, 837L
20		BEVELED CYLINDER	129, 130, 131	884, 885, 886
21-22		ROUND END CYLINDER	138, 139, 140, 141, 142	838, 880, 881, 882
22		KS CYLINDER	146	883
22		END CUTTING CYLINDER	150	839
23		ROUND EDGE CYLINDER	156, 157, 158	835KR, 836KR, 837KR
23-25		POINTED CONE	159, 161, 163, 164, 165, 166, 167	851, 852, 858, 859, 859L, 890
25-28		FLAT END TAPER	169, 170, 171, 172, 173, 174	845, 846, 846, 847, 848, 848L
28		FLAME OGIVAL SAFE END	190	---
31		TAPERED SAFE-END	216, 218, 219, 220	---

Page		Shape	ISO#	Ref.
72		ENDO ACCESS	E164, E165, E213	---
28-31		ROUND END TAPER	195, 196, 197, 198, 198L, 199, 200	849, 855, 856, 856L, 850, 850L
31-32		INVERTED CONE	225, 226, 233, 234	807, 807L, 830, 830L
32-33		PEAR	237, 238	830R, 830RL
33-35		FLAME	243, 246, 247, 248, 249, 250	860, 861, 862, 863
35		BUD	254, 257	831, 368
35		BUD slender	263	369
35		EGG	277,277L	379, 379L
36-37		TORPEDO	288, 289, 290	877, 878, 879
37-38		GINGIVAL CURETTAGE	297, 298, 299	877K, 878K, 879K
38		LENTICULAR	304	825
38-39		INTERDENTAL	465	392
39		FLAME pointed	496	888
39		GUIDE PIN CYLINDER	508C	---
39		GUIDE PIN TAPER	508T	---
39-40		GROSS REDUCTION CYLINDER	511, 512, 513, 514	RC5, RC7, RC8, RC9
40		GROSS REDUCTION TAPER	516, 517, 519, 521	RT4, RT6, RT8, RT8
40-41		FLAME NEEDLE short head	536, 539, 540	883S, 883, 889
41-42		ROUND EGDE TAPER	544, 545, 546, 553	845KR. 846KR, 847KR, 848KR
42		DEPTH MARKER	552	834

Order # sample: 001 -018 F
Shape Head Grit

SAFESHANK®

001 | 801

ROUND

Head Diameter 1/10mm		009	010	012	014	016	017	018	020	021	023	025	029	033	042
Head Length mm		0.9	1.0	1.2	1.4	1.6	1.7	1.8	2.0	2.1	2.3	2.5	2.9	3.3	4.2
ISO	order #														
806 314 001 494…	001-…UF							018			023				
806 314 001 504…	001-…XF				014	016		018	020		023			033	
806 314 001 514…	001-…F	009	010	012	014	016	017	018	020	021	023	025	029	033	
806 314 001 524…	001-…M	009	010	012	014	016	017	018	020	021	023	025	029	033	042
806 314 001 534…	001-…C	009	010	012	014	016	017	018	020	021	023	025	029	033	
806 314 001 544…	001-…XC		010	012	014	016	017	018	020	021	023	025	029		

001 | 801 short

ROUND

Head Diameter 1/10mm		006	010	012	014	018	024
Head Length mm		0.6	1.0	1.2	1.4	1.8	2.4
ISO	order #						
806 313 001 514…	001-…SF	006					024
806 313 001 524…	001-…SM		010	012	014	018	024
806 313 001 534…	001-…SC		010		014	018	024
806 313 001 544…	001-…SXC						024

001 LP | 801 LP

ROUND long periodent

Head Diameter 1/10mm		014	017	021
Head Length mm		1.4	1.7	2.1
ISO	order #			
806 316 001 514…	001-…LPF	014	017	021
806 316 001 524…	001-…LPM	014	017	021

697 | 801 L

ROUND long

Head Diameter 1/10mm		012	014	016	017	021	023	032	039
Head Length mm		1.2	1.4	1.6	1.7	2.1	2.3	3.2	3.9
ISO	order #								
806 315 697 504…	697-…XF					021	023		
806 315 697 514…	697-…F		014			021	023		
806 315 697 524…	697-…M	012	014	016	017	021	023	032	039
806 315 697 534…	697-…C	012	014	016	017	021	023	032	039
806 315 697 544…	697-…XC				017		023		

001
697
801
801L

Crown preparation

002 | 802

ROUND with collar

Head Diameter 1/10mm		010	012	014	017	018	021	033
Head Length mm		2.2	2.2	2.2	2.5	2.7	2.7	4.5
ISO	order #							
806 314 002 514…	002-…F		012		017		021	033
806 314 002 524…	002-…M	010	012	014	017	018	021	033
806 314 002 534…	002-…C	010	012	014	017	018	021	033
806 314 002 544…	002-…XC				017		021	

002 | 802 short

ROUND with collar

Head Diameter 1/10mm		014
Head Length mm		2.2
ISO	order #	
806 313 002 524…	002-…SM	014
806 313 002 534…	002-…SC	014

002
802

Crown preparation

010 | 805

INVERTED CONE short head

Head Diameter 1/10mm		009	010	012	014	016	017	019	021
Head Length mm		0.9	1.0	1.5	1.5	1.5	1.5	1.7	1.9
ISO	order #								
806 314 010 514…	010-…F			012	014	016	017	019	021
806 314 010 524…	010-…M	009	010	012	014	016	017	019	021
806 314 010 534…	010-…C			012	014	016	017	019	021
806 314 010 544…	010-…XC				014	016	017	019	021

010
805

Removal of old fillings
Cavity preparation

019
806

Removal of old fillings
Cavity preparation

010 | 805 short

INVERTED CONE

Head Diameter 1/10mm		012	017
Head Length mm		1.5	1.5
ISO	order #		
806 313 010 524…	010-…SM	012	017
806 313 010 534…	010-…SC	012	017

019 | 806

INVERTED CONE with collar

Head Diameter 1/10mm		009	010	012	014	017	019	021
Head Length mm		2.2	2.2	2.2	2.2	3.0	3.0	3.5
ISO	order #							
806 314 019 514…	019-…F			012		017		
806 314 019 524…	019-…M	009	010	012	014	017	019	021
806 314 019 534…	019-…C			012	014	017	019	021
806 314 019 544…	019-…XC			012	014	017	019	021

ISO 806 314 108 514 010
Diamond | Shank type | ISO Shape | Grit Size | Head ø1/10mm

019 | 806 short

INVERTED CONE with collar

Head Diameter 1/10mm		012	017
Head Length mm		2.2	3.0
ISO	order #		
806 313 019 524…	019-…SM	012	017
806 313 019 534…	019-…SC	012	017

019 | 806 Xshort

INVERTED CONE with collar

Head Diameter 1/10mm		010
Head Length mm		2.2
ISO	order #	
806 312 019 524…	019-…SHM	010

031 (163) | 905

ACORN



Head Diameter 1/10mm		030
Head Length mm		3.8
ISO	order #	
806 315 163 504…	163-…XF	030
806 315 163 514…	163-…F	030

031 | 905

ACORN

Head Diameter 1/10mm		018	023	027	031
Head Length mm		2.3	2.6	2.8	3.0
ISO	order #				
806 314 031 514…	031-…F	018	023	027	031
806 314 031 524…	031-…M	018	023	027	031

032 | 813

DIABLO

Head Diameter 1/10mm		012	014	016
Head Length mm		1.5	1.5	1.5
ISO	order #			
806 314 032 514…	032-…F	012	014	016
806 314 032 524…	032-…M	012	014	016
806 314 032 534…	032-…C	012	014	016

032 | 813 short

DIABLO

Head Diameter 1/10mm		014
Head Length mm		1.5
ISO	order #	
806 313 032 524…	032-…SM	014
806 313 032 534…	032-…SC	014

032L | 813L

DIABLO

Head Diameter 1/10mm		010	012	014	016	018
Head Length mm		2.2	2.2	2.3	2.3	2.3
ISO	order #					
806 314 032L 514…	032L-…F		012		016	
806 314 032L 524…	032L-…M	010	012	014	016	018
806 314 032L 534…	032L-…C		012	014	016	018

032
813

Removal of old fillings
Cavity preparation

033 | 899

POINTED BUD

Head Diameter 1/10mm		027
Head Length mm		7.0
ISO	order #	
806 315 033 514…	033-…F	027
806 315 033 524…	033-…M	027

038 | 811S

BARREL

Head Diameter 1/10mm		033
Head Length mm		4.5
ISO	order #	
806 314 038 524…	038-…M	033
806 314 038 534…	038-…C	033
806 314 038 544…	038-…XC	033

038
039
811

Crown preparation
Occlusal Conturing
Contouring & finishing

039 | 811

BARREL



Head Diameter 1/10mm		033	037	048
Head Length mm		5.5	7.0	7.0
ISO	order #			
806 315 039 514…	039-…F	033		
806 315 039 524…	039-…M	033	037	048
806 315 039 534…	039-…C	033	037	
806 315 039 544…	039-…XC	033	037	

041 | 815

WHEEL



Head Diameter 1/10mm		017	027	035	038	042	050
Head Length mm		1.0	1.0	0.7	1.8	2.0	2.0
ISO	order #						
806 314 041 524…	041-…M	017	027	035	038	042	050
806 314 041 534…	041-…C	017			038	042	
806 314 041 544…	041-…XC				038		

041
067
068
815
909

Crown preparation
Occlusal Conturing

055 | 824

WHEEL **with shoulder**

Head Diameter 1/10mm		042
Head Length mm		0.5
ISO	order #	
806 314 055 524…	055-…M	042
806 314 055 534…	055-…C	042

067 | 909

WHEEL **rounded rim**

Head Diameter 1/10mm		036
Head Length mm		1.2
ISO	order #	
806 314 067 514…	067-…F	036
806 314 067 524…	067-…M	036
806 314 067 534…	067-…C	036

055
824

Cavity preparation

Order # sample: 001 -018 F
Shape Head Grit

SAFESHANK®

067 | 909 short

WHEEL rounded rim

Head Diameter 1/10mm		035	040	042
Head Length mm		1.2	1.3	1.4
ISO	order #			
806 313 067 514…	067-…SF		040	042
806 313 067 524…	067-…SM	035	040	042
806 313 067 534…	067-…SC	035	040	042
806 313 067 544…	067-…XC		040	042

068 | 909

WHEEL rounded rim



Head Diameter 1/10mm		031	042	055
Head Length mm		1.7	1.9	1.9
ISO	order #			
806 314 068 524…	068-…M	031	042	055
806 314 068 534…	068-…C	031	042	055
806 314 068 544…	068-…XC		042	

108 | 835

FLAT END CYLINDER



Head Diameter 1/10mm		009	010	011
Head Length mm		3.0	3.0	3.0
ISO	order #			
806 314 108 514…	108-…F	009	010	
806 314 108 524…	108-…M	009	010	011
806 314 108 534…	108-…C	009	010	011

108 | 835 short

FLAT END CYLINDER

Head Diameter 1/10mm		008	009
Head Length mm		3.0	3.0
ISO	order #		
806 313 108 514…	108-…SF	008	
806 313 108 524…	108-…SM	008	009
806 313 108 534…	108-…SC	008	009

109 | 835

FLAT END CYLINDER

Head Diameter 1/10mm		008	010	011	012	014	016	018
Head Length mm		4.0	4.0	4.0	4.0	4.0	4.0	4.0
ISO	order #							
806 314 109 514…	109-…F		010		012	014	016	
806 314 109 524…	109-…M	008	010	011	012	014	016	018
806 314 109 534…	109-…C	008	010	011	012	014	016	018
806 314 109 544…	109-…XC		010	011	012	014	016	018

108
109
110
111
112

835
836
837

Removal of old fillings
Cavity preparation
Crown preparation
Inlay/Onlay preparation

109 | 835 short

FLAT END CYLINDER

Head Diameter 1/10mm		010	011	012
Head Length mm		4.0	4.0	4.0
ISO	order #			
806 313 109 514…	109-…SF	010		
806 313 109 524…	109-…SM	010	011	012
806 313 109 534…	109-…SC	010	011	012

110 | 836

FLAT END CYLINDER

Head Diameter 1/10mm		010	012	014	016
Head Length mm		6.0	6.0	6.0	6.0
ISO	order #				
806 315 110 504…	110-…XF	010		014	
806 315 110 514…	110-…F	010	012	014	
806 315 110 524…	110-…M	010	012	014	016
806 315 110 534…	110-…C	010	012	014	016
806 315 110 544…	110-…XC		012	014	016

110 | 836 short

FLAT END CYLINDER

Head Diameter 1/10mm		012	015	017
Head Length mm		6.0	6.0	6.0
ISO	order #			
806 314 110 504…	110-…SXF	012		
806 314 110 514…	110-…SF	012	015	
806 314 110 524…	110-…SM	012	015	017
806 314 110 534…	110-…SC	012	015	017
806 314 110 544…	110-…SXC		015	017

Diamond Grit

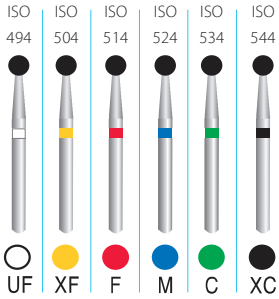

111 | 837

FLAT END CYLINDER

Head Diameter 1/10mm		010	012	014	016	018	019
Head Length mm		8.0	8.0	8.0	8.0	8.0	8.0
ISO	order #						
806 315 111 504…	111-…XF		012	014			
806 315 111 514…	111-…F		012	014	016	018	
806 315 111 524…	111-…M	010	012	014	016	018	019
806 315 111 534…	111-…C	010	012	014	016	018	019
806 315 111 544…	111-…XC	010	012	014	016	018	019

108
109
110
111
112

835
836
837

Removal of old fillings
Cavity preparation
Crown preparation
Inlay/Onlay preparation

ISO 806 314 108 514 010
Diamond | Shank type | ISO Shape | Grit Size | Head ø1/10mm

111 | 837 short

FLAT END CYLINDER

Head Diameter 1/10mm		016
Head Length mm		8.0
ISO	order #	
806 314 111 524…	111-…SM	016
806 314 111 534…	111-…SC	016
806 314 111 544…	111-…SXC	016

112 | 837L

FLAT END CYLINDER

Head Diameter 1/10mm		014
Head Length mm		10.0
ISO	order #	
806 315 112 524…	112-…M	014
806 315 112 534…	112-…C	014

129 | 884

BEVELED CYLINDER

Head Diameter 1/10mm		012
Head Length mm		6.0
ISO	order #	
806 315 129 524…	129-…M	012
806 315 129 534…	129-…C	012

130 | 885

BEVELED CYLINDER

Head Diameter 1/10mm		010	012	014	016
Head Length mm		8.0	8.0	8.0	8.0
ISO	order #				
806 315 130 504…	130-…XF		012	014	
806 315 130 514…	130-…F		012	014	
806 315 130 524…	130-…M	010	012	014	016
806 315 130 534…	130-…C	010	012	014	016
806 315 130 544…	130-…XC	010	012	014	016

130 | 885 short

BEVELED CYLINDER



Head Diameter 1/10mm		012
Head Length mm		8.0
ISO	order #	
806 314 130 504…	130-…SXF	012
806 314 130 514…	130-…SF	012
806 314 130 524…	130-…SM	012
806 314 130 534…	130-…SC	012
806 314 130 544…	130-…SXC	012

131 | 886

BEVELED CYLINDER



Head Diameter 1/10mm		010	012	014	016
Head Length mm		10.0	10.0	10.0	10.0
ISO	order #				
806 315 131 504…	131-…XF		012	014	
806 315 131 514…	131-…F		012	014	016
806 315 131 524…	131-…M	010	012	014	016
806 315 131 534…	131-…C	010	012	014	016
806 315 131 544…	131-…XC		012	014	

131 | 886 short

BEVELED CYLINDER

Head Diameter 1/10mm		012
Head Length mm		10.0
ISO	order #	
806 314 131 504…	131-…SXF	012
806 314 131 514…	131-…SF	012
806 314 131 524…	131-…SM	012
806 314 131 534…	131-…SC	012

129
130
131
884
885
886

Crown preparation
Removal of old fillings

138 | 838

ROUND END CYLINDER

Head Diameter 1/10mm		010
Head Length mm		4.0
ISO	order #	
806 314 138 524…	138-…M	010

138 | 838 short

ROUND END CYLINDER

Head Diameter 1/10mm		007
Head Length mm		2.0
ISO	order #	
806 313 138 514…	138-…SF	007

138L | 838L short

ROUND END CYLINDER

Head Diameter 1/10mm		007
Head Length mm		3.8
ISO	order #	
806 313 138L 514…	138L-…SF	007

139 | 838

ROUND END CYLINDER

Head Diameter 1/10mm		009	010	012	014
Head Length mm		4.0	4.0	4.0	4.0
ISO	order #				
806 314 139 504…	139-…XF			012	014
806 314 139 514…	139-…F			012	014
806 314 139 524…	139-…M	009	010	012	014
806 314 139 534…	139-…C		010	012	014
806 314 139 544…	139-…XC				014

140 | 880

ROUND END CYLINDER

Head Diameter 1/10mm		012	014
Head Length mm		6.0	6.0
ISO	order #		
806 315 140 504…	140-…XF	012	
806 315 140 514…	140-…F	012	
806 315 140 524…	140-…M	012	014
806 315 140 534…	140-…C	012	014
806 315 140 544…	140-…XC	012	014

140 | 880 short

ROUND END CYLINDER

Head Diameter 1/10mm		010	012	014
Head Length mm		6.0	6.0	6.0
ISO	order #			
806 314 140 504…	140-…SXF		012	014
806 314 140 514…	140-…SF	010	012	014
806 314 140 524…	140-…SM	010	012	014
806 314 140 534…	140-…SC	010	012	014
806 314 140 544…	140-…SXC		012	014

138
139
838

Removal of old fillings
Cavity preparation
Crown preparation
Ceramic restorations
Inlay/Onlay preparation

140
141
880
881

Removal of old fillings
Cavity preparation
Crown preparation
Ceramic restorations
Inlay/Onlay preparation

Order # sample: 001 -018 F
Shape Head Grit

SAFESHANK®

141 | 881

ROUND END CYLINDER

Head Diameter 1/10mm		010	012	014	016	018
Head Length mm		8.0	8.0	8.0	8.0	8.0
ISO	order #					
806 315 141 504…	141-…XF		012	014	016	
806 315 141 514…	141-…F		012	014	016	
806 315 141 524…	141-…M	010	012	014	016	018
806 315 141 534…	141-…C	010	012	014	016	018
806 315 141 544…	141-…XC		012	014	016	018

141 | 881 short

ROUND END CYLINDER

Head Diameter 1/10mm		014	016
Head Length mm		8.0	8.0
ISO	order #		
806 314 141 504…	141-…SXF	014	016
806 314 141 514…	141-…SF	014	016
806 314 141 524…	141-…SM	014	016
806 314 141 534…	141-…SC	014	016
806 314 141 544…	141-…SXC	014	016

142 | 882

ROUND END CYLINDER

Head Diameter 1/10mm		012	014
Head Length mm		10.0	10.0
ISO	order #		
806 315 142 504…	142-…XF	012	
806 315 142 514…	142-…F	012	
806 315 142 524…	142-…M	012	014
806 315 142 534…	142-…C	012	014
806 315 142 544…	142-…XC	012	014

146 | 883

KS CYLINDER

Head Diameter 1/10mm		012	014
Head Length mm		7.0	8.0
ISO	order #		
806 314 146 524…	146-...SM	012	014
806 314 146 534…	146-...SC	012	014
806 314 146 544…	146-...SXC	012	014

150
839

Cavity preparation
Crown preparation

150 | 839

END CUTTING CYLINDER

Head Diameter 1/10mm		012	014	016
Head Length mm				
ISO	order #			
806 315 150 524…	150-…M	012	014	016

150 | 839 short

END CUTTING CYLINDER

Head Diameter 1/10mm		012	014	016
Head Length mm				
ISO	order #			
806 314 150 514…	150-…SF	012		
806 314 150 524…	150-…SM	012	014	016

156 | 835KR

ROUND EDGE CYLINDER



Head Diameter 1/10mm		008	010	012
Head Length mm		3.0	4.0	4.0
ISO	order #			
806 314 156 504…	156-…XF		010	012
806 314 156 514…	156-…F		010	012
806 314 156 524…	156-…M	008	010	012
806 314 156 534…	156-…C		010	012

157 | 836KR

ROUND EDGE CYLINDER



Head Diameter 1/10mm		010	012	014
Head Length mm		6.0	6.0	6.0
ISO	order #			
806 315 157 504…	157-…XF		012	
806 315 157 514…	157-…F	010	012	
806 315 157 524…	157-…M	010	012	014
806 315 157 534…	157-…C	010	012	014

158 | 837KR

ROUND EDGE CYLINDER

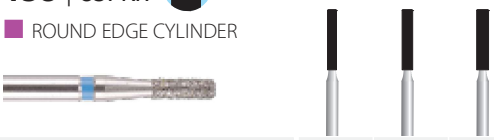

Head Diameter 1/10mm		012	014	016
Head Length mm		8.0	8.0	8.0
ISO	order #			
806 315 158 504…	158-…XF		014	
806 315 158 514…	158-…F	012	014	016
806 315 158 524…	158-…M	012	014	016
806 315 158 534…	158-…C	012	014	016
806 315 158 544…	158-…XC	012	014	016

158 | 837KR short

ROUND EDGE CYLINDER

Head Diameter 1/10mm		014	016
Head Length mm		8.0	8.0
ISO	order #		
806 314 158 514…	158-…SF	014	016
806 314 158 524…	158-…SM	014	016
806 314 158 534…	158-…SC	014	016

159 | 890

POINTED CONE

Head Diameter 1/10mm		010
Head Length mm		4.0
ISO	order #	
806 314 159 494…	159-…UF	010
806 314 159 504…	159-…XF	010
806 314 159 514…	159-…F	010

161 | 851

POINTED CONE

Head Diameter 1/10mm		038
Head Length mm		7.0
ISO	order #	
806 315 161 524…	161-…M	038
806 315 161 534…	161-…C	038

156
158

835 KR
837 KR

Removal of old fillings
Cavity preparation
Crown preparation
Ceramic restorations
Inlay/Onlay preparation

ISO 806 314 108 514 010
Diamond | Shank type | ISO Shape | Grit Size | Head ø1/10mm

161 | 851 short

POINTED CONE

Head Diameter 1/10mm		007
Head Length mm		7.0
ISO	order #	
806 313 161 514…	161-…F	007

164 | 852

POINTED CONE

Head Diameter 1/10mm		010	012	014
Head Length mm		6.0	6.0	6.0
ISO	order #			
806 314 164 494…	164-…UF		012	
806 314 164 504…	164-…XF		012	014
806 314 164 514…	164-…F	010	012	014
806 314 164 524…	164-…M	010	012	014
806 314 164 534…	164-…C	010	012	014
806 314 164 544…	164-…XC		012	014

164 | 852 short

POINTED CONE

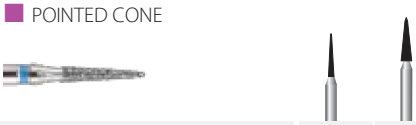

Head Diameter 1/10mm		007	014
Head Length mm		3.6	6.0
ISO	order #		
806 313 164 494…	164-…SUF		014
806 313 164 504…	164-…SXF		014
806 313 164 514…	164-…SF	007	014
806 313 164 524…	164-…SM		014
806 313 164 534…	164-…SC		014

165 | 858

POINTED CONE

Head Diameter 1/10mm		010	012	014	016
Head Length mm		8.0	8.0	8.0	8.0
ISO	order #				
806 315 165 494…	165-…UF			014	
806 315 165 504…	165-…XF	010	012	014	016
806 315 165 514…	165-…F	010	012	014	016
806 315 165 524…	165-…M	010	012	014	016
806 315 165 534…	165-…C	010	012	014	016
806 315 165 544…	165-…XC			014	016

165 | 858 short

POINTED CONE

Head Diameter 1/10mm		014
Head Length mm		8.0
ISO	order #	
806 314 165 494…	165-…SUF	014
806 314 165 504…	165-…SXF	014
806 314 165 514…	165-…SF	014
806 314 165 524…	165-…SM	014
806 314 165 534…	165-…SC	014

165L | 858L

POINTED CONE

Head Diameter 1/10mm		014
Head Length mm		9.0
ISO	order #	
806 315 165L 504…	165L-…XF	014
806 315 165L 514…	165L-…F	014

164
165
852
858

Crown preparation
Surface finishing

166 | 859

POINTED CONE

Head Diameter 1/10mm		010	012	014	016	017	018	019
Head Length mm		10.0	10.0	10.0	10.0	10.0	10.0	10.0
ISO	order #							
806 315 166 494…	166-…UF			014	016			
806 315 166 504…	166-…XF	010	012	014	016	017	018	019
806 315 166 514…	166-…F	010	012	014	016	017	018	019
806 315 166 524…	166-…M	010	012	014	016	017	018	019
806 315 166 534…	166-…C	010	012	014	016	017	018	019
806 315 166 544…	166-…XC	010		014	016	017		019

166
167
859
859L

Crown preparation
Surface finishing

166 | 859 short

POINTED CONE

Head Diameter 1/10mm		014	016	024
Head Length mm		10.0	10.0	10.0
ISO	order #			
806 314 166 494…	166-…SUF	014		
806 314 166 504…	166-…SXF	014	016	024
806 314 166 514…	166-…SF	014	016	024
806 314 166 524…	166-…SM	014	016	024
806 314 166 534…	166-…SC	014	016	024
806 314 166 544…	166-…SXC	014	016	024

167 | 859L

POINTED CONE

Head Diameter 1/10mm		010	012	018
Head Length mm		11.5	11.5	11.5
ISO	order #			
806 315 167 494…	167-…UF		012	
806 315 167 504…	167-…XF		012	
806 315 167 514…	167-…F	010	012	
806 315 167 524…	167-…M	010	012	018
806 315 167 534…	167-…C	010	012	018
806 315 167 544…	167-…XC		012	

169 | 845

FLAT END TAPER

Head Diameter 1/10mm		010
Head Length mm		3.5
ISO	order #	
806 314 169 514…	169-…F	010
806 314 169 524…	169-…M	010
806 314 169 534…	169-…C	010

169 | 845 short

FLAT END TAPER

Head Diameter 1/10mm		011
Head Length mm		3.5
ISO	order #	
806 313 169 514…	169-…SF	011
806 313 169 524…	169-…SM	011

169
170
845

Cavity preparation
Inlay/Onlay preparation

Order # sample: 001 -018 F
Shape Head Grit

SAFESHANK®

170 | 845

FLAT END TAPER

Head Diameter 1/10mm		012	014	016	021
Head Length mm		4.0	4.0	4.0	5.2
ISO	order #				
806 314 170 514…	170-…F		014		021
806 314 170 524…	170-…M	012	014	016	021
806 314 170 534…	170-…C	012	014	016	021
806 314 170 544…	170-…XC			016	021

170 | 845 short

FLAT END TAPER

Head Diameter 1/10mm		016	018	021
Head Length mm		4.0	5.0	5.2
ISO	order #			
806 313 170 514…	170-…SF		018	021
806 313 170 524…	170-…SM	016	018	021
806 313 170 534…	170-…SC			021
806 313 170 544…	170-…SXC			021

170 | 845 Xshort

FLAT END TAPER

Head Diameter 1/10mm		016
Head Length mm		4.0
ISO	order #	
806 312 170 524…	170-…SHM	016

171 | 846

FLAT END TAPER

Head Diameter 1/10mm		012	014	016	018
Head Length mm		6.0	6.0	6.0	6.0
ISO	order #				
806 315 171 494…	171-…UF			016	
806 315 171 504…	171-…XF		014	016	018
806 315 171 514…	171-…F	012	014	016	018
806 315 171 524…	171-…M	012	014	016	018
806 315 171 534…	171-…C	012	014	016	018
806 315 171 544…	171-…XC		014	016	018

171 | 846 short

FLAT END TAPER

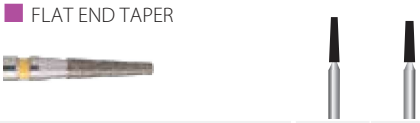

Head Diameter 1/10mm		014	016
Head Length mm		6.0	7.0
ISO	order #		
806 314 171 504…	171-…SXF	014	
806 314 171 514…	171-…SF	014	
806 314 171 524…	171-…SM	014	016
806 314 171 534…	171-…SC	014	
806 314 171 544…	171-…SXC	014	

172 | 847

FLAT END TAPER

Head Diameter 1/10mm		010	012	014	016	018	023
Head Length mm		8.0	8.0	8.0	8.0	8.0	9.0
ISO	order #						
806 315 172 504…	172-…XF				016		
806 315 172 514…	172-…F		012	014	016		
806 315 172 524…	172-…M	010	012	014	016	018	023
806 315 172 534…	172-…C	010	012	014	016	018	023
806 315 172 544…	172-…XC		012	014	016	018	

172 | 847 short

FLAT END TAPER

Head Diameter 1/10mm		013	015	018	019
Head Length mm		8.0	8.0	8.0	8.0
ISO	order #				
806 314 172 504…	172-…SXF		015		
806 314 172 514…	172-…SF		015	018	
806 314 172 524…	172-…SM	013	015	018	019
806 314 172 534…	172-…SC	013	015	018	019
806 314 172 544…	172-…SXC		015	018	019

171
172
846
847

Removal of old fillings
Cavity preparation
Crown preparation
Inlay/Onlay preparation

173 | 848

FLAT END TAPER

Head Diameter 1/10mm		010	012	014	016	017	018	019
Head Length mm		10.0	10.0	10.0	10.0	10.0	10.0	10.0
ISO	order #							
806 315 173 504…	173-…XF			014	016	017		
806 315 173 514…	173-…F		012	014	016	017	018	019
806 315 173 524…	173-…M	010	012	014	016	017	018	019
806 315 173 534…	173-…C	010	012	014	016	017	018	019
806 315 173 544…	173-…XC				016	017	018	019

Diamond Grit

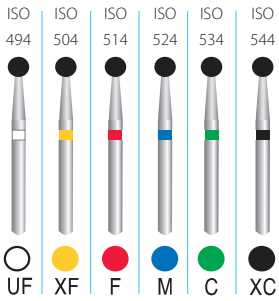

173 | 848 short

FLAT END TAPER

Head Diameter 1/10mm		016	018	021
Head Length mm		10.0	10.0	10.0
ISO	order #			
806 314 173 504…	173-…SXF	016		
806 314 173 514…	173-…SF	016	018	021
806 314 173 524…	173-…SM	016	018	021
806 314 173 534…	173-…SC	016	018	021
806 314 173 544…	173-…SXC	016	018	021

173 | 848 Xshort

FLAT END TAPER

Head Diameter 1/10mm		016
Head Length mm		10.0
ISO	order #	
806 313 173 524…	173-…SHM	016
806 313 173 534…	173-…SHC	016

173
174
848
848L

Removal of old fillings
Cavity preparation
Crown preparation
Inlay/Onlay preparation

ISO 806 314 108 514 010
Diamond | Shank type | ISO Shape | Grit Size | Head ø1/10mm

174 | 848L

FLAT END TAPER

Head Diameter 1/10mm		013	020	022
Head Length mm		11.5	11.5	11.5
ISO	order #			
806 315 174 504…	174-…XF	013		
806 315 174 514…	174-…F	013		
806 315 174 524…	174-…M	013	020	022
806 315 174 534…	174-…C	013	020	

190

FLAME OGIVAL SAFE END

Head Diameter 1/10mm		018
Head Length mm		9.5
ISO	order #	
806 314 190 524…	190-…M	018
806 314 190 534…	190-…C	018

173
174
848
848L

Removal of old fillings
Cavity preparation
Crown preparation
Inlay/Onlay preparation

195

ROUND END TAPER

Head Diameter 1/10mm		007	009	011
Head Length mm		2.7	2.7	2.7
ISO	order #			
806 314 195 504…	195-…XF		009	
806 314 195 514…	195-…F	007	009	011
806 314 195 524…	195-…M			011

195S

ROUND END TAPER

Head Diameter 1/10mm		007
Head Length mm		1.7
ISO	order #	
806 314 195 514…	195S-…F	007

196
197
198
199
200
849
855
856
850

Removal of old fillings
Crown preparation
Laminate preparation

195 short

ROUND END TAPER

Head Diameter 1/10mm		011
Head Length mm		2.6
ISO	order #	
806 313 195 514…	195-…SF	011

196 | 849

ROUND END TAPER

Head Diameter 1/10mm		009	010	015	016	020	026
Head Length mm		4.0	4.0	4.0	4.0	4.0	4.0
ISO	order #						
806 314 196 504…	196-…XF				016	020	
806 314 196 514…	196-…F	009		015	016	020	
806 314 196 524…	196-…M	009	010	015			026
806 314 196 534…	196-…C		010	015			026
806 314 196 544…	196-…XC			015			

197 | 855

ROUND END TAPER

Head Diameter 1/10mm		012	014	016	023	025
Head Length mm		6.0	6.0	6.0	7.0	7.0
ISO	order #					
806 315 197 504…	197-…XF				023	
806 315 197 514…	197-…F	012	014		023	
806 315 197 524…	197-…M	012	014	016	023	025
806 315 197 534…	197-…C	012	014	016	023	025
806 315 197 544…	197-…XC	012	014	016	023	025

197 | 855 short

ROUND END TAPER

Head Diameter 1/10mm		012	017	018	024
Head Length mm		6.0	6.0	6.0	7.0
ISO	order #				
806 314 197 514…	197-…SF			018	
806 314 197 524…	197-…SM	012	017	018	024
806 314 197 534…	197-…SC	012	017	018	024
806 314 197 544…	197-…SXC		017	018	024

197 | 855 Xshort

ROUND END TAPER



Head Diameter 1/10mm		013	016	018
Head Length mm		6.5	6.0	6.0
ISO	order #			
806 313 197 514…	197-…SHF	013		
806 313 197 524…	197-…SHM	013	016	018
806 313 197 534…	197-…SHC		016	018
806 313 197 544…	197-…SHXC		016	018

197 | 855 Sshort

ROUND END TAPER



Head Diameter 1/10mm		016
Head Length mm		6.0
ISO	order #	
806 313 197 524…	197-…SSM	016

196
197
198
199
200

849
855
856
850

Removal of old fillings
Crown preparation
Laminate preparation

198 | 856

ROUND END TAPER

Head Diameter 1/10mm		010	012	014	015	016	017	018	019	021	022	025
Head Length mm		8.0	8.0	8.0	8.0	8.0	8.0	8.0	8.0	8.0	8.0	8.0
ISO	order #											
806 315 198 504…	198-…XF			014	015	016			019			
806 315 198 514…	198-…F		012	014	015	016	017	018	019			
806 315 198 524…	198-…M	010	012	014	015	016	017	018	019	021	022	025
806 315 198 534…	198-…C	010	012	014	015	016	017	018	019	021	022	025
806 315 198 544…	198-…XC			014	015	016	017	018	019	021	022	025

Order # sample: 001 -018 F
Shape Head Grit

SAFESHANK®

198 | 856 short

ROUND END TAPER

Head Diameter 1/10mm		014	016	019	023
Head Length mm		8.0	8.0	9.0	8.5
ISO	order #				
806 314 198 504…	198-…SXF	014	016		
806 314 198 514…	198-…SF	014	016	019	
806 314 198 524…	198-…SM	014	016	019	023
806 314 198 534…	198-…SC	014	016	019	023
806 314 198 544…	198-…SXC	014	016	019	023

198L | 856L

ROUND END TAPER

Head Diameter 1/10mm		014	016	018	020
Head Length mm		9.0	9.0	9.0	9.0
ISO	order #				
806 315 198L 504…	198L-…XF	014	016	018	020
806 315 198L 514…	198L-…F	014	016	018	020
806 315 198L 524…	198L-…M	014	016	018	020
806 315 198L 534…	198L-…C	014	016	018	020
806 315 198L 544…	198L-…XC	014	016	018	020

199 | 850

ROUND END TAPER

Head Diameter 1/10mm		010	012	014	016	018
Head Length mm		10.0	10.0	10.0	10.0	10.0
ISO	order #					
806 316 199 504…	199-…XF	010	012		016	018
806 316 199 514…	199-…F	010	012	014	016	018
806 316 199 524…	199-…M	010	012	014	016	018
806 316 199 534…	199-…C	010	012	014	016	018
806 316 199 544…	199-…XC	010	012	014	016	018

196
197
198
199
200

849
855
856
850

Removal of old fillings
Crown preparation
Laminate preparation

199 | 850 short

ROUND END TAPER

Head Diameter 1/10mm		010	012	014	015	016	017	019
Head Length mm		10.0	10.0	10.0	10.0	10.0	10.0	10.0
ISO	order #							
806 315 199 504…	199-…SXF	010				016	017	019
806 315 199 514…	199-…SF	010		014	015	016	017	019
806 315 199 524…	199-…SM	010	012	014	015	016	017	019
806 315 199 534…	199-…SC	010	012	014	015	016	017	019
806 315 199 544…	199-…SXC			014	015	016	017	019

199 | 850 Xshort

ROUND END TAPER



Head Diameter 1/10mm		016
Head Length mm		10.0
ISO	order #	
806 313 199 524…	199-…SHM	016
806 313 199 534…	199-…SHC	016
806 313 199 544…	199-…SHXC	016

200 | 850L

ROUND END TAPER

Head Diameter 1/10mm		016	022	024
Head Length mm		11.5	11.5	11.5
ISO	order #			
806 315 200 524…	200-…M	016	022	024
806 315 200 534…	200-…C	016	022	024

216

TAPERED SAFE END

Head Diameter 1/10mm		010
Head Length mm		3.0
ISO	order #	
806 315 216 504…	216-…XF	010
806 315 216 514…	216-…F	010

200
850

Removal of old fillings
Crown preparation
Laminate preparation

218

TAPERED SAFE END

Head Diameter 1/10mm		016
Head Length mm		6.0
ISO	order #	
806 315 218 504…	218-…XF	016
806 315 218 514…	218-…F	016

219

TAPERED SAFE END

Head Diameter 1/10mm		012	016
Head Length mm		8.0	8.0
ISO	order #		
806 315 219 524…	219-…M	012	016

220

TAPERED SAFE END

Head Diameter 1/10mm		014	016
Head Length mm		10.0	10.0
ISO	order #		
806 315 220 524…	220-…M	014	016

225 | 807

INVERTED CONE

Head Diameter 1/10mm		010	013	015	016	018
Head Length mm		3.5	3.5	4.0	4.0	5.0
ISO	order #					
806 314 225 514…	225-…F		013	015		018
806 314 225 524…	225-…M	010	013	015	016	018
806 314 225 534…	225-…C		013	015	016	018
806 314 225 544…	225-…XC		013	015	016	018

Diamond Grit

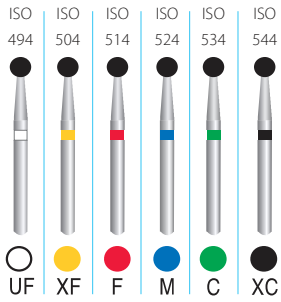

ISO 806 314 108 514 010
Diamond | Shank type | ISO Shape | Grit Size | Head ø1/10mm

226 | 807L

INVERTED CONE

Head Diameter 1/10mm		018
Head Length mm		7.0
ISO	order #	
806 315 226 524…	226-…M	018
806 315 226 534…	226-…C	018

233 | 830 | rounded edge

INVERTED CONE

Head Diameter 1/10mm		012	014	016
Head Length mm		2.8	3.0	3.0
ISO	order #			
806 314 233 504…	233-…XF		014	016
806 314 233 514…	233-…F		014	016
806 314 233 524…	233-…M	012	014	016
806 314 233 534…	233-…C	012	014	016

225
226
233
234
807
830
830L

Cavity preparation
Occlusal contouring

234 | 830L | rounded edge

INVERTED CONE

Head Diameter 1/10mm		012	014	016	018
Head Length mm		4.0	5.0	5.0	5.0
ISO	order #				
806 314 234 514…	234-…F	012	014		
806 314 234 524…	234-…M	012	014	016	018
806 314 234 534…	234-…C	012	014	016	018
806 314 234 544…	234-…XC	012			

237 | 830R Xshort

PEAR

Head Diameter 1/10mm		009	012
Head Length mm		1.5	3.0
ISO	order #		
806 313 237 514…	237-…SHF	009	
806 313 237 524…	237-…SHM	009	012

237 | 830R

PEAR

Head Diameter 1/10mm		009	010	012	016	018	021	032
Head Length mm		1.5	3.0	3.0	4.0	4.0	4.0	5.0
ISO	order #							
806 314 237 504…	237-…XF			012			021	
806 314 234 514…	237-…F			012			021	
806 314 237 524…	237-…M	009	010	012	016	018	021	032
806 314 237 534…	237-…C		010	012	016	018	021	032
806 314 237 544…	237…XC							032

237
238
830R
830RL

Removal of old fillings
Cavity preparation
Inlay/Onlay preparation

238 | 830RL

PEAR

Head Diameter 1/10mm		012	014
Head Length mm		4.0	5.0
ISO	order #		
806 314 238 524…	238-…M	012	014
806 314 238 534…	238-…C	012	014
806 314 238 544…	238…XC		014

243

FLAME

Head Diameter 1/10mm		018	022
Head Length mm		4.9	4.9
ISO	order #		
806 314 243 504…	243-…XF	018	
806 314 243 514…	243-…F	018	022
806 314 243 524…	243-…M	018	022

237
238
830R
830RL

Removal of old fillings
Cavity preparation
Inlay/Onlay preparation

246 | 860

FLAME

Head Diameter 1/10mm		014
Head Length mm		2.7
ISO	order #	
806 314 246 504…	246-…XF	014
806 314 246 514…	246-…F	014

246 | 860 Xshort

FLAME

Head Diameter 1/10mm		006	007
Head Length mm		2.2	2.2
ISO	order #		
806 313 246 514…	246-…SHF	006	
806 313 246 524…	246-…SHM	006	007

247
248
860
861

Crown preparation
Inlay/Onlay preparation

247 | 860

FLAME

Head Diameter 1/10mm		010	012	014	016
Head Length mm		4.0	4.0	5.0	5.0
ISO	order #				
806 314 247 494…	247-…UF			014	
806 314 247 504…	247-…XF	010	012	014	016
806 314 247 514…	247-…F	010	012	014	016
806 314 247 524…	247-…M	010	012	014	016
806 314 247 534…	247-…C	010	012	014	016
806 314 247 544…	247-…XC		012	014	016

248 | 861

FLAME

Head Diameter 1/10mm		012	014
Head Length mm		6.0	6.0
ISO	order #		
806 315 248 504…	248-…XF	012	014
806 315 248 514…	248-…F	012	014
806 315 248 524…	248-…M	012	014
806 315 248 534…	248-…C	012	014

Order # sample: 001 -018 F
Shape Head Grit

SAFESHANK®

248 | 861 Xshort

FLAME

Head Diameter 1/10mm		014
Head Length mm		6.0
ISO	order #	
806 313 248 514…	248-…SHF	014
806 313 248 524…	248-…SHM	014
806 313 248 534…	248…-SHC	014

249 | 862

FLAME

Head Diameter 1/10mm		009	010	012	014	015	016	018
Head Length mm		8.0	8.0	8.0	8.0	8.0	8.0	8.0
ISO	order #							
806 315 249 494…	249-…UF			012	014			
806 315 249 504…	249-…XF	009	010	012	014	015	016	018
806 315 249 514…	249-…F	009	010	012	014	015	016	018
806 315 249 524…	249-…M	009	010	012	014	015	016	018
806 315 249 534…	249-…C		010	012	014	015	016	018
806 315 249 544…	249-…XC		010	012	014	015	016	018

249 | 862 Xshort

FLAME

Head Diameter 1/10mm		014
Head Length mm		8.0
ISO	order #	
806 313 249 524…	249-…SHM	014
806 313 249 534…	249…-SHC	014

249 | 862 short

FLAME

Head Diameter 1/10mm		010	012	014	016
Head Length mm		8.0	8.0	7.5	8.0
ISO	order #				
806 314 249 494…	249-…SUF		012		
806 314 249 504…	249-…SXF		012	014	016
806 314 249 514…	249-…SF	010	012	014	016
806 314 249 524…	249-…SM	010	012	014	016
806 314 249 534…	249…-SC	010	012	014	016
806 314 249 544…	249…-SXC				016

250 | 863

FLAME

Head Diameter 1/10mm		010	012	014	016	018
Head Length mm		10.0	10.0	10.0	10.0	10.0
ISO	order #					
806 315 250 494…	250-…UF			014		
806 315 250 504…	250-…XF	010	012	014	016	
806 315 250 514…	250-…F	010	012	014	016	018
806 315 250 524…	250-…M	010	012	014	016	018
806 315 250 534…	250-…C	010	012	014	016	018
806 315 250 544…	250-…XC	010	012	014	016	018

248
249
250
861
862
863

Crown preparation
Inlay/Onlay preparation

250 | 863 short

FLAME

Head Diameter 1/10mm		012
Head Length mm		10.0
ISO	order #	
806 314 250 494…	250-…SUF	012
806 314 250 504…	250-…SXF	012
806 314 250 514…	250-…SF	012
806 314 250 524…	250-…SM	012
806 314 250 534…	250…-SC	012
806 314 250 544…	250…-SXC	012

254 | 831 Xshort

BUD



Head Diameter 1/10mm		009
Head Length mm		1.2
ISO	order #	
806 313 254 514…	254-…SF	009

250
863

Crown preparation
Inlay/Onlay preparation

257 | 368

BUD

Head Diameter 1/10mm		014	016	018	020	023	025	028	032
Head Length mm		4.8	3.2	4.6	4.6	5.0	5.0	4.8	4.8
ISO	order #								
806 314 257 494…	257-…UF	014	016	018	020	023	025		
806 314 257 504…	257-…XF	014	016	018	020	023	025		
806 314 257 514…	257-…F	014	016	018	020	023	025		
806 314 257 524…	257-…M	014	016	018	020	023	025	028	032
806 314 257 534…	257-…C	014	016	018	020	023	025	028	032
806 314 257 544…	257-…XC		016	018	020	023	025		

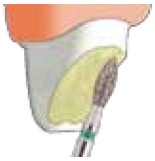

257
368

Occlusal contouring
Crown preparation
Contouring & finishing

257 | 368 short

BUD

Head Diameter 1/10mm		020
Head Length mm		4.7
ISO	order #	
806 313 257 514…	257-…SF	020
806 313 257 524…	257-…SM	020
806 313 257 534…	257…-SC	020
806 313 257 544…	257…-SXC	020

257LP | 368

BUD LONG PERIO



Head Diameter 1/10mm		023
Head Length mm		5.0
ISO	order #	
806 316 257 514…	257-…LPF	023
806 316 257 524…	257-…LPM	023

263 | 369

BUD SLENDER

Head Diameter 1/10mm		025
Head Length mm		5.5
ISO	order #	
806 314 263 514…	263-…F	025
806 314 263 524…	263-…M	025
806 314 263 534…	263-…C	025

ISO 806 314 108 514 010
Diamond | Shank type | ISO Shape | Grit Size | Head ø1/10mm

276 | KS5

FOOTBALL

Head Diameter 1/10mm		023	031
Head Length mm		5.5	6.2
ISO	order #		
806 314 276 544	276-...XC	023	031

277 | 379

EGG

Head Diameter 1/10mm		012	014	016	018	021	023	025
Head Length mm		2.8	2.8	3.4	3.4	4.1	4.5	4.6
ISO	order #							
806 314 277 504…	277-…XF	012	014	016	018	021	023	025
806 314 277 514…	277-…F	012	014	016	018	021	023	025
806 314 277 524…	277-…M		014	016	018	021	023	025
806 314 277 534…	277-…C		014	016	018	021	023	025
806 314 277 544…	277-…XC			016	018		023	025

277L | 379L

EGG

Head Diameter 1/10mm		023
Head Length mm		5.2
ISO	order #	
806 314 277L 524…	277L-…M	023

288 | 877

TORPEDO

Head Diameter 1/10mm		010	012
Head Length mm		6.0	6.0
ISO	order #		
806 314 288 514…	288-…F	010	012
806 314 288 524…	288-…M	010	012
806 314 288 534…	288-…C	010	012
806 314 288 544…	288-…XC		012

277
379

Crown preparation
Contouring & finishing
Occlusal contouring

288
289
290
877
878
879

Removal of old fillings
Crown preparation

288 | 877 short

TORPEDO

Head Diameter 1/10mm		012
Head Length mm		6.0
ISO	order #	
806 313 288 514…	288-…SF	012

289 | 878

TORPEDO

Head Diameter 1/10mm		010	012	014	016
Head Length mm		8.0	8.0	8.0	8.0
ISO	order #				
806 315 289 514…	289-…F		012	014	
806 315 289 524…	289-…M	010	012	014	016
806 315 289 534…	289-…C		012	014	016
806 315 289 544…	289-…XC		012	014	016

289 | 878 Xshort

TORPEDO

Head Diameter 1/10mm		014
Head Length mm		8.0
ISO	order #	
806 313 289 524…	289-…SHM	014
806 313 289 534…	289-…SHC	014

289 | 878 short

TORPEDO



Head Diameter 1/10mm		012	014
Head Length mm		8.0	8.0
ISO	order #		
806 314 289 514…	289-…SF	012	014
806 314 289 524…	289-…SM	012	014
806 314 289 534…	289-…SC	012	014

288
289
290
877
878
879

Removal of old fillings
Crown preparation

290 | 879

TORPEDO



Head Diameter 1/10mm		010	012	014	016
Head Length mm		9.5	9.5	10.0	10.0
ISO	order #				
806 315 290 504…	290-…XF	010	012		
806 315 290 514…	290-…F	010	012	014	
806 315 290 524…	290-…M	010	012	014	016
806 315 290 534…	290-…C	010	012	014	016
806 315 290 544…	290-…XC			014	

297 | 877K

GINGIVAL CURETTAGE

Head Diameter 1/10mm		012	014	016
Head Length mm		6.0	6.0	6.0
ISO	order #			
806 314 297 524…	297-…M	012	014	016
806 314 297 534…	297-…C	012	014	016
806 314 297 544…	297-…XC		014	016

297 | 877K Xshort

GINGIVAL CURETTAGE

Head Diameter 1/10mm		017
Head Length mm		6.5
ISO	order #	
806 313 297 524…	297-...SHM	017
806 313 297 534…	297-...SHC	017

298 | 878K

GINGIVAL CURETTAGE

Head Diameter 1/10mm		012	014	016	018	021
Head Length mm		8.0	8.0	8.0	8.0	8.0
ISO	order #					
806 315 298 514…	298-…F			016		
806 315 298 524…	298-…M	012	014	016	018	021
806 315 298 534…	298-…C	012	014	016	018	021
806 315 298 544…	298-…XC		014	016	018	

Order # sample: 001 -018 F
Shape Head Grit

SAFESHANK®

298 | 878K short

GINGIVAL CURETTAGE

Head Diameter 1/10mm		012	014	016	018	019	023
Head Length mm		8.0	8.0	8.0	8.0	9.0	8.0
ISO	order #						
806 314 298 514…	298-…SF	012	014	016	018	019	
806 314 298 524…	298-…SM	012	014	016	018	019	023
806 314 298 534…	298-…SC	012	014	016	018	019	023
806 314 298 544…	298-…SXC		014	016	018		

297
298
299
877K
878K
879K

Cavity preparation
Crown preparation

299 | 879K

GINGIVAL CURETTAGE

Head Diameter 1/10mm		012	014	016	018
Head Length mm		9.5	9.5	9.5	10.0
ISO	order #				
806 315 299 514…	299-…F	012	014	016	
806 315 299 524…	299-…M	012	014	016	018
806 315 299 534…	299-…C	012	014	016	018
806 315 299 544…	299-…XC	012	014	016	018

299 | 879K short

GINGIVAL CURETTAGE

Head Diameter 1/10mm		012	016	019	020
Head Length mm		10.0	10.0	10.0	10.0
ISO	order #				
806 314 299 504…	299-…SXF	012		019	
806 314 299 514…	299-…SF	012		019	
806 314 299 524…	299-…SM	012	016	019	020
806 314 299 534…	299-…SC	012	016	019	020
806 314 299 544…	299-…SXC	012	016	019	020

304 | 825

LENTICULAR

Head Diameter 1/10mm		016
Head Length mm		0.6
ISO	order #	
806 314 304 514…	304-…F	016
806 314 304 524…	304-…M	016

465 | 392

INTERDENTAL

Head Diameter 1/10mm		016	018
Head Length mm		5.0	5.0
ISO	order #		
806 314 465 504…	465-…XF	016	018
806 314 465 514…	465-…F	016	018
806 314 465 524…	465-…M	016	018

304
825

Crown preparation

465L | 392L

INTERDENTAL

Head Diameter 1/10mm		016
Head Length mm		8.0
ISO	order #	
806 314 465L 504…	465L-…XF	016
806 314 465L 514…	465L-…F	016
806 314 465L 524…	465L-…M	016

496 | 888

POINTED FLAME

Head Diameter 1/10mm		012	014
Head Length mm		8.0	8.0
ISO	order #		
806 315 496 504…	496-…XF	012	014
806 315 496 514…	496-…F	012	014
806 315 496 524…	496-…M	012	014
806 315 496 534…	496-…C	012	014

496 | 888 short

POINTED FLAME

Head Diameter 1/10mm		012
Head Length mm		8.5
ISO	order #	
806 314 496 524…	496-…SM	012
806 314 496 534…	496-…SC	012

508C

GUIDE PIN - CYLINDER

Head Diameter 1/10mm		018	021
Head Length mm		8.0	8.0
ISO	order #		
806 315 508C 514…	508C-…F	018	021
806 315 508C 524…	508C-…M	018	021

508T

GUIDE PIN - TAPER

Head Diameter 1/10mm		016	021	026
Head Length mm		0.8	8.0	8.0
ISO	order #			
806 315 508T 514…	508T-…F	016	021	026
806 315 508T 524…	508T-…M	016	021	026

508C
508T

Crown preparation

511 (RC5)

GROSS REDUCTION CYLINDER

Head Diameter 1/10mm		016
Head Length mm		5.0
ISO	order #	
806 314 511 524…	511-…M	016
806 314 511 534…	511-…C	016
806 314 511 544…	511-…XC	016

512 (RC7)

GROSS REDUCTION CYLINDER

Head Diameter 1/10mm		017
Head Length mm		7.0
ISO	order #	
806 314 512 524…	512 -…M	017
806 314 512 534…	512 -…C	017
806 314 512 544…	512 -…XC	017

513 (RC8) short

GROSS REDUCTION CYLINDER

Head Diameter 1/10mm		017
Head Length mm		7.6
ISO	order #	
806 314 513 524…	513-…SM	017
806 314 513 534…	513-…SC	017
806 314 513 544…	513-…SXC	017

ALGINATE REMOVER

Efficiently removes the remains of alginate from impression trays, containers and mixing spatulas.

REF 0418 alginate remover

Contents: 700 g

WAX PINS

Extremely adaptable, cone-shaped, in three sizes, with metal needle for easy registration of root canal impression.

REF 0246 30 various wax pins and 10 metal needles

ROOT POSTS

Made of stainless steel, cone-shaped.
Used as a temporary post for temporary crowns and bridges.

CE 0197

REF 0323 5 pcs of small + 5 pcs of large root posts

INLAY WAX

38. P.D.

Natural wax for making impression of roots. Elastic, middle hard wax with dropping point 57°C contains no inorganic material and burns out without residues.

Vaškas skirtas įklotų atspaudams nuimti
ir laikiniems plast. vainikėliams gaminti

REF 02392 Inlay wax 24 pcs

Kerr PREVENTION

40. P.D.

Cleanic®

The one step prophy paste

Vieno žingsnio poliravimo pasta

ALL IN ONE
Universal prophy paste
Guarantees outstanding
Results

PATENTED PERLITE TECHNOLOGY
Featuring integrated
Abrasion variability

SCIENTIFICALLY PROVEN
Effective cleaning & polishing with
Low abrasion of Enamel and dentine

efektyviai valo ir poliruoja
su mažu abrazyvumu emaliui ir dentinui

TIME SAVING
From cleaning to polishing
in one step

Cleanic is the one step prophy paste that guarantees your patient outstanding cleaning & polishing results with low abrasion of enamel and dentine in a one-step procedure.

That's because of the clinically proven integrated abrasion variability of natural perlite particles

Cleanic®

WHERE TRADITIONAL PROPHY PASTES FALL SHORT...

Traditional pastes, usually based on pumice, are aggressive towards enamel, dentine and fillings, causing:

They also require twice the work, needing at least two different grit pastes to be effective. This often results in polishing being omitted from the procedure in an effort to save time, with the remaining unpolished surface becoming discoloured over time and accumulating new plaque.

WHAT'S DIFFERENT WITH CLEANIC?

Cleanic is a **one-step cleaning and polishing prophy paste** based on perlite technology.

This means gentle but efficient cleaning and polishing, all done in one session, with one paste.

=

Cleanic available in 5 tastes

- Berry Burst
- Mint
- Green Apple
- Light
- Mint Fluoride Free

Kerr PREVENTION

INTEGRATED ABRASION VARIABILITY

The vulcanic Perlite (natural silica) particles adapt their abrasiveness throughout your procedure.

CLEANING

When Cleanic is first applied to the tooth surface, it behaves like a coarse paste. This is when Cleanic's cleaning ability is in full force.

POLISHING

Under load and within seconds, the abrasive particles are fractionated and their cutting edges become rounded and less blunt. At this point, the paste becomes effective for a high gloss polishing.

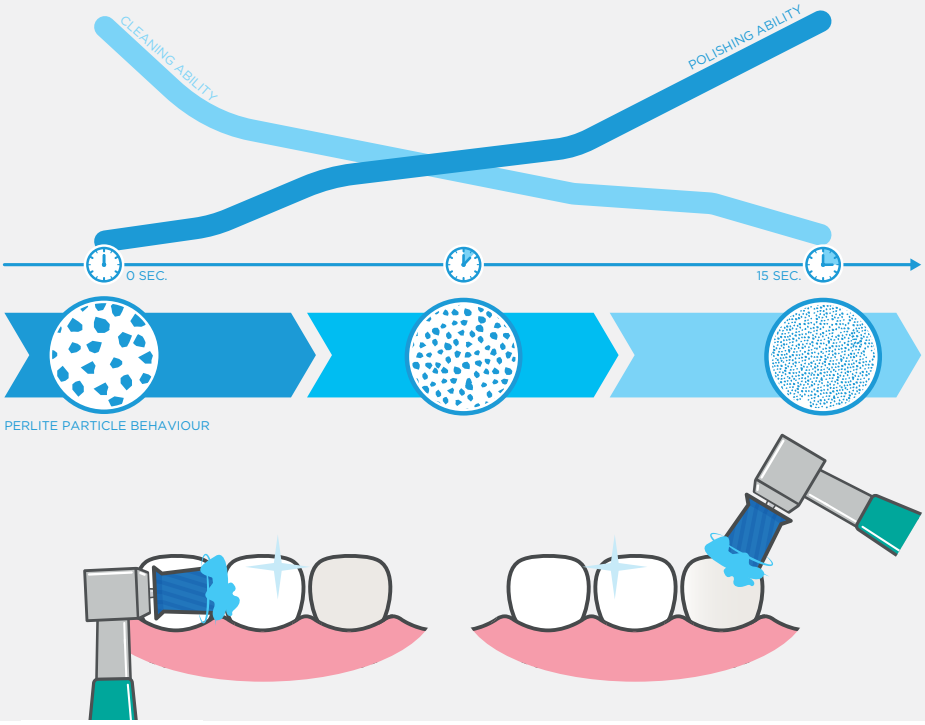

HOW TO USE CLEANIC

Apply the Cleanic paste to a limited group of teeth at a time (about 3 teeth) using a rubber cup (i.e. Pro-Cups) to work it from cleaning to polishing, all in one step. Once done, apply a fresh portion of Cleanic paste to treat the next group of teeth.

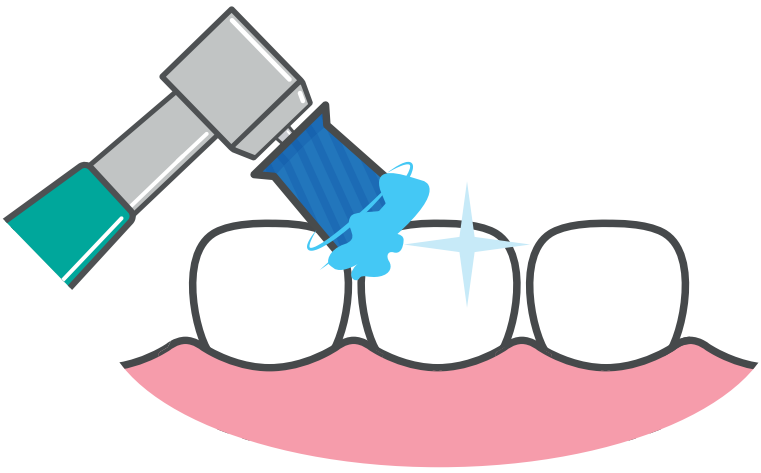

FOR NORMAL DENTITION:
Work from the incisal/occlusal surface of each tooth, moving towards the gingival area; this will minimise abrasion on the tooth.

FOR EXPOSED DENTINE OR ROOT SURFACES:
Start by applying a fresh portion of paste to the enamel surface. Move towards the exposed root surfaces or dentine with the used paste (so it is less aggressive).

Cleanic®

ORDER YOUR CLEANIC NOW!

Part No.	Description	Content (Pakuotė: 100g)	Fluoride (Su Fluoru)	RDA	REA	Taste	Menthol	Paste Colour
3110	Cleanic Cartridge Refill Packs	200g	0.15% CaF	27	3.4	Mint	Y	Light blue
3130	Cleanic Cartridge Refill Packs	100g	0.15% CaF	27	3.4	Mint	Y	Light blue
3210	Cleanic Cartridge Refill Packs - Fluoride free	200g	-	27	3.4	Mint	Y	Light blue
3230	Cleanic Cartridge Refill Packs - Fluoride free	100g	-	27	3.4	Mint	Y	Light blue
3140	Cleanic Single Dose	200x 2g	0.10% NaF	27	3.4	Mint	Y	Dark blue
3180	Cleanic in Tube Mint	100g	0.10% NaF	27	3.4	Mint	Y	Blue
3182	Cleanic in Tube Green Apple	100g	0.10% NaF	27	3.4	Green Apple	N	Green
3183	Cleanic in Tube Mint Fluoride Free	100g	-	27	3.4	Mint	Y	Light blue
3184	Cleanic in Tube Light	100g	0.10% NaF	27	3.4	--	N	Light grey
3186	Cleanic in Tube Berry Burst	100g	0.10% NaF	27	3.4	Red fruits	N	Pink
3190	Cleanic Collection Kit	3x 100g Tube Cleanic Prophy Paste (Mint with Fluoride, Green Apple, Light), Tube Squeezer, Reusable Bag.						

TRY CLEANIC WITH ITS IDEAL PARTNERS!

Pro-Cup and Pro-Cup Junior

The laminated profile of these single-use cups helps avoid the formation of splash balls while applying the prophy paste. The same profile also helps mitigate overheating.
Pro-Cup and Pro-Cup Junior are not made of natural latex.

	CODES & QUANTITIES				COLOUR	DESCRIPTION	TYPE		SINGLE USE
	CODE	QTY	CODE	QTY			LATCH	SCREW	
Pro-Cup	990/30	30	990/120	120		Pro-Cup - Soft	✓		✓
	991/30	30	991/120	120		Pro-Cup - Hard	✓		✓
	1810/30	30	1810/120	120		Pro-Cup - Soft		✓	✓
	1811/30	30	1811/120	120		Pro-Cup - Hard		✓	✓
Pro-Cup Junior	992/30	30	992/120	120		Pro-Cup Junior - Soft	✓		✓
	993/30	30	993/120	120		Pro-Cup Junior - Hard	✓		✓
	1812/30	30	1812/120	120		Pro-Cup Junior - Soft		✓	✓
	1813/30	30				Pro-Cup Junior - Hard		✓	✓

Kerr's paste carriers

Available as single use or multiple use, these ergonomic prophy paste carriers are easy to fit to your finger, and have enough space/volume even for bigger amounts of paste (when/if needed).

Ring Pots - Not autoclavable

Part No.	Description
985	Ring Pots – Blue – Pack of 100
986	Ring Pots – Assorted Colours – Pack of 100

Prophy Clips - Autoclavable

Part No.	Description
3151	Prophy Clips – Pack of 6

Kerr PREVENTION

www.KerrDental.com

KerrHawe SA - P.O. BOX 272, 6934 Bioggio, Switzerland
Phone +41 91 610 05 05 - Fax +41 91 610 05 14 - info@kerrdental.eu

Rev. 1 | 03-17

GELODOUBLE

Reversible duplicating material used for partial denture, combination work and also suitable for acrylic casting technique. It can be reused for 15-20 times. With Gelodouble duplicating material is possible to achieve high degree of reproduction accuracy even for smallest details because it is elastic, resistant to tearing and has no shrinkage.

Colour: green - transparent
Hardness (shore): ca. 20 Shore

REF 0920	Gelodouble	pail	6 kg
REF 0944	Gelodouble	pail	2,5 kg

GELODOUBLE S

Reversible duplicating material used exclusively for duplicating stone. It gives precise casts and does not contract. It needs to be stored at room temperature.

Colour: beig - opaque
Hardness (shore): ca. 20 Shore

REF 0920S	Gelodouble	pail	6 kg
REF 0944S	Gelodouble	pail	2,5 kg

INTERDUPLICAST

Addition-curing two component silicon with low viscosity for duplicating models in dental laboratories.

REF 0917	A+B	1+1 kg
REF 0918	A+B	5+5 kg
REF 0919	A+B	10+10 kg

1. compatible with stone and phosphate materials
2. models are easily removed
3. extremely precise and dimension stable
4. high elasticity

MODELHART SPRAY

Is used for spraying the model after duplicating in silicone. It hardens the model and makes the wax adapt better.

REF 0941	spray	200 ml

41. P.D.

EKOHART

Environment friendly water based dipping hardener for hardening phosphate based investment material for partial dentures after duplicating in gel. 99% biologically degradable. Very good hardening properties for more precise further work.

REF 0947	bottle	1000 ml

MODELHART

Skirtas modelių fiksavimui po dubliavimo gelyje.

Solvent based dipping hardener for hardening phosphate based investment material for partial dentures after duplicating in gel. Very good hardening properties for more precise further work. The tin should be closed very tightly.

REF 0940	tin	1000 ml

Pakuotė: 1000 ml

TEETH CLEANING

HS Acclean® Cleaning and Polishing Paste

Teeth cleaning and polishing paste. RDA value 40 µ. Subtle licorice flavor.

Content	Barcode	Art.-no.
100 g		9889944

HS Acclean® Clean & Polish Prophy Paste

Cleaning and polishing paste for professional teeth cleaning and prophylactic treatment with Vario particles efficiently removes plaque and discolorations. High degree of stability. Optimized for easy and perfect application. The innovative, multi-contour particles enable optimal cleaning at the beginning of treatment and a smooth finish at the end. The addition of fluoride strengthens the enamel, slowing demineralization. RDA 120 (very abrasive), does not contain titanium dioxide. Light blue color, mint taste.

Content	Barcode	Art.-no.
100 ml		9889943

AIDS AND ACCESSORIES

42. P.D.

HS VPS Tray Adhesive

Universalus adhezyvas šaukštams

Liquid, blue universal impression tray adhesive for all common addition cure silicone dental impressions.

Content	Barcode	Art.-no.
10 ml		9889945

Pakuotė: 10 ml

90 YEARS
Celebrating the Past
Embracing the Future

43. P.D.

Reinigung und Desinfektion für spezielle Anwendungen
Cleaning and disinfection for special applications

CE AlproSol

Flüssigkonzentrat zur Reinigung von Abdrucklöffeln, Anmischspateln und Instrumenten.
Die Wirkstofflösung ist auch in Ultraschallgeräten verwendbar.

Wirkstoffbasis

Hochwirksames, pH-neutrales Reinigungskonzentrat zum Lösen von organischen und anorganischen Rückständen auf Basis nicht- und anionischer Tenside und Komplexbildner.

Liquid concentrate for the cleaning of impression trays, mixing spatula and instruments.
Aktiv solution can also be used in ultrasonic devices.

Atspaudinių šaukštų, maišymo mentelių ir instrumentų valymo ir dezinfekcijos koncentratas

Active ingredient basis

Highly effective, pH-neutral cleaning concentrate for the dissolving of organic and inorganic residues, based on non-ionic and anionic tensides and complexing agents.

Tirpina cinko oksido, eugenolio, karboksilato, fosfato ir stiklo jonomero cementus, taip pat lakus ir alginatus; Sudėtis: natrio alkano sulfonatas, kompleksiniai agentai

20 L bei/at 5%
1 L

100 L bei/at 5%
5 L

* Für mehr Details fragen Sie Ihren Fachhändler
** For more details ask your dealer*

Anwendungszeitraum

Standzeit 2 Tage.

Durability in use

Durability in use 2 days.

Erhältlich als | *Available as*

AlproSol

REF 3070	1 L*	Pakuotė: 1 litras
REF 3072	5 L Canister*	
REF 3071	5 L Cubitainer*	

44. P.D.

https://akzenta.com/product/top-brush-plus-light-blue/

Akzenta | ONE

PRODUCTS | BECOME A RESELLER | MEDICAL PROFESSIONALS | ABOUT US | CONTACT

Vienkartiniai dantų šepetėliai

BACK TO NEUE PRODUKTE

TOP BRUSH PLUS | LIGHT BLUE

Light Blue

Our TOP BRUSH PLUS has an **oval brush head** for a more pleasant tooth brushing experience.

The handle is made of food safe polystyrene (PS), the bristles of **ultra-soft nylon**.

The extra fresh, transparent **toothpaste is already included**.

Ypatingai gaivi, skaidri dantų pasta jau impregnuota dantų šepetėlio šereliuose.

SIZE

Length: 15 cm; Width: 1 cm

COLORS

CONSUMABLE UNITS

100 Pieces | Box; 10 Boxes | Carton

ARE YOU A DENTIST?