
RAPIDMEDICAL
NEVER TOO FAR
T13
TIGERTRIEVER13
Adjustable Clot Retriever

TIGERTRIEVER
Revascularization Device

ADJUSTABLE CLOT RETRIEVER

- Highly radiopaque, Fully visible
- Controllable diameter
- Superior Radial Force

	Diameter	Compatibility	Net Length	Cat. No.
TIGERTRIEVER	1.5 mm - 6 mm	0.021" ID microcatheter	32 mm	TRPP3155
TIGERTRIEVER 17	0.5 mm - 3 mm	0.017" ID microcatheter	23 mm	TRPP3166
TIGERTRIEVER 13	0.5 mm - 2.5 mm	0.016"/ 0.013" ID microcatheter	20.5 mm	TRPP3144

Example case: 71 year old female, MCA & ACA occlusion treated with Tigertriever

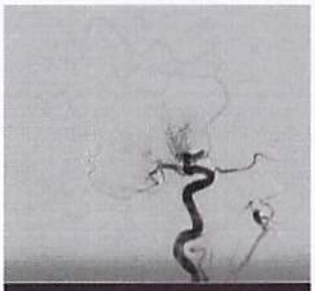

Pre

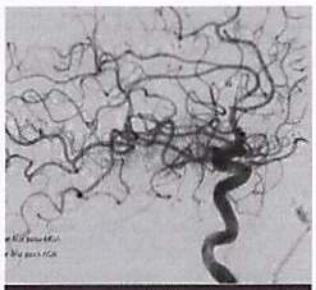

Post
Tiger - 1 pass MCA
Tiger - 1 pass ACA

Retrieved clots (MCA and ACA)

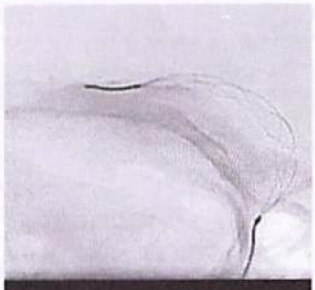

Tigertriever at MCA/ICA bifurcation

Images courtesy of: Prof. Chapot Alfried Krupp Krankenhaus Essen, Germany

COMANECI
Adjustable Remodeling Mesh

ADJUSTABLE REMODELING MESH



- Continuous blood flow
- Highly radiopaque, Fully visible
- Single hand control

	Diameter	Compatibility	Net Length	Cat. No.
COMANECI	1.5 mm - 4.5 mm	0.021" ID microcatheter	32 mm	ANPP3177
COMANECI Petit	1.5 mm - 3.5 mm	0.021" ID microcatheter	24 mm	ANPP3188
COMANECI 17	0.5 mm - 3 mm	0.017" ID microcatheter	22 mm	ANPP3199

Comaneci Petit

Image courtesy of:
Prof. Remonda and
Dr. Diepers Kantonsspital Aarau,
Switzerland

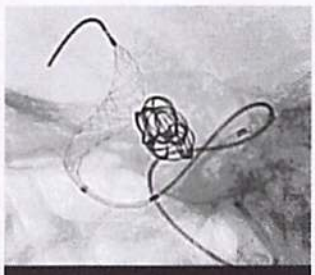

Comaneci

Image courtesy of:
Prof. Chapot Alfried Krupp
Krankenhaus, Essen, Germany

Comaneci 17

Image courtesy of:
Dr. Alan O'Hare
Beaumont Hospital
Dublin, Ireland

GEGE4560-04