



EUROPEAN COMMISSION

DIRECTORATE-GENERAL FOR MARITIME AFFAIRS AND FISHERIES

FISHERIES POLICY ATLANTIC, NORTH SEA, BALTIC AND OUTERMOST REGIONS
Data Management

THE INTEGRATED FISHERIES DATA MANAGEMENT PROGRAMME

UN/FLUX Fishing Activity Implementation Document in the EU – v 2.6.1

Contents

1.	INTRODUCTION	4
2.	GLOSSARY	5
3.	LEGAL BASIS	6
4.	REFERENCES	7
5.	SCOPE, STAKEHOLDERS AND TERMINOLOGY	8
5.1.	Scope	8
5.2.	Stakeholders and their main responsibilities related to data exchanges	8
5.3.	Terminology	10
6.	PROCEDURES	12
6.1.	Assumptions	12
6.2.	General principles	12
6.2.1.	Business rules	14
6.2.2.	Information on the errors or warnings in the Response message	15
6.3.	FLUX Fishing Activity Report message	16
6.3.1.	Complete active electronic logbook	16
6.3.2.	Fishing activities (electronic logbook line)	16
6.3.3.	Corrections to fishing activities (electronic logbook line)	17
6.3.4.	Landing and transshipment declarations (electronic logbook line)	17
6.3.5.	Corrections of landing and transshipment declarations (electronic logbook line)	18
6.3.6.	Prior notifications (electronic logbook line)	18
6.3.7.	Corrections and cancellation of prior notifications (electronic logbook line)	18
6.3.8.	Deletion of reports	19
6.4.	FLUX Fishing Activity Query Message	20
6.5.	FLUX Response Message	21
6.6.	Business continuity plan	22

7.	DATA MODEL IMPLEMENTATION	23
7.1.	FLUX Fishing Activity Report Message entities	23
7.1.1.	FLUX FA Report Message.....	25
7.1.2.	FA_Report Document	27
7.1.3.	Departure	30
7.1.4.	Entry into area	32
7.1.5.	Fishing Operation	34
7.1.6.	Joint fishing operations.....	38
7.1.7.	Discard at sea.....	41
7.1.8.	Relocation.....	43
7.1.9.	Exit from area	45
7.1.10.	Prior notification of arrival	47
7.1.11.	Arrival	48
7.1.12.	Landing	50
7.1.13.	Transshipment	52
7.1.14.	Prior notification of transshipment or relocations.....	54
7.1.15.	Common entities.....	57
7.2.	FLUX FA Query Message.....	74
7.2.1.	FA_ Query	75
7.2.2.	FA_ Query Parameter	77
7.3.	FLUX Response Message	78
7.3.1.	FLUX Response_ Document.....	79
7.3.2.	Validation Result_ Document	80
7.3.3.	Validation_ Quality Analysis	80
7.3.4.	FLUX_ Party	81
8.	BUSINESS RULES	82
8.1.	General business rules	84
8.2.	Rules for FLUXFAReportMessage entity	85
8.3.	Rules for FA ReportDocument entity.....	87
8.4.	Rules for VesselTransportMeans	89
8.5.	Rules for StructuredAddress.....	91
8.6.	Rules for FishingActivity entity	92
8.7.	Rules for FishingGear entity	95
8.8.	Rules for GearCharacteristic entity	95
8.9.	Rules for GearProblem entity	96
8.10.	Rules for FACatch entity	98
8.11.	Rules for AAPProcess entity	100
8.12.	Rules for AAPProduct entity	101
8.13.	Rules for FishingTrip entity	102
8.14.	Rules for FLUXLocation entity.....	102
8.15.	Rules for FLUXCharacteristic entity.....	103

8.16. Rules for VesselStorageCharacteristic entity	104
8.17. Rules for FLAPDocument entity	105
8.18. Additional rules for a departure declaration	105
8.19. Additional rules for an entry into area	106
8.20. Additional rules for a fishing operation	107
8.21. Additional rules for a joint fishing operation	108
8.22. Additional rules for a relocation operation	109
8.23. Additional rules for a discard operation	110
8.24. Additional rules for an exit from area	111
8.25. Additional rules for a prior notification of arrival	111
8.26. Additional rules for an arrival declaration	112
8.27. Additional rules for a landing operation	113
8.28. Additional rules for a transshipment operation	113
8.29. Additional rules for a notification of transshipment or relocation	115
8.30. Additional rules for a transshipment or relocation declaration	116
8.31. Rules for FA Query entity	116
8.32. Rules for FA QueryParameter entity	118
8.33. Rules for FLUX Response entity	119
8.34. Rules for Respondent FLUX_ Party entity	120
8.35. Rules for Validation Result Document entity	120
8.36. Rules for Validation Quality Analysis entity	121
9. XML EXAMPLES	122
10. CODE LISTS	122
11. FLUX TL ENVELOPE PARAMETERS	123
12. VERSIONING	124
13. CONTACT	128
14. ANNEXES:	129
14.1. Gear characteristics to be reported for each gear type	129
14.2. Example of the exchange of Fishing Activity reports during a trip	132
14.3. Contents and structure of a FLUX FA Report Message	134
14.4. Decision tree to determine which conversion factor is applicable	135
14.5. Validation of the IMO number format (UVI)	136

1. INTRODUCTION

This document describes the default implementation of the Fishing Activities UN/CEFACT standard for **European Union usage**.

This means

- EU vessels in EU waters
- EU vessels outside EU waters without prejudice to special provisions contained in fisheries agreements or applicable in the framework of RFMOs
- Third Country vessels in EU waters without prejudice to special provisions contained in fisheries agreements

It also covers specific rules related to the fishing activities of EU vessels involved in Bluefin tuna fisheries.

In chapters 3 and 4 the legal basis and references are covered. Chapter 5 describes the scope, stakeholders and definitions and chapter 6 describes the procedures.

In chapter 7 the EU implementation of the data model for Fishing Activity Reports (7.1), Queries (7.2) and Responses (7.3) is described and Chapter 8 details the a common set of business rules that should be implemented by parties exchanging data according to the UN/CEFACT XSD.

A reference to XML examples is provided in chapter 9. In annex 14.2 an example of a fishing trip and the related exchanges of fishing activity messages and reports in EU context is given. Chapter 10 contains an overview of the code list aliases used in this document and a reference to the Master Data register. Finally Chapter 11 specifies the required parameters for the FLUX TL envelope when transmitting the messages described in this document.

The targeted audience of this document is business and technical staff responsible for system implementation of the fishing activities domain at the FMCs. It is not intended documentation for masters of fishing vessels. The introductory paragraphs added on top of each section briefly describe the use of each entity (see chapter 7.1) and are intended to provide the general context. In some cases they contain a simplified reproduction of the legal text.

2. GLOSSARY

AIS	Automatic Identification System
BFT	Bluefin tuna
BRS	Business Requirements Specification
CFR	Community Fleet Register
EC	European Commission
EEZ	Exclusive Economic Zone
EFCA	European Fisheries Control Agency
ERS	Electronic Reporting System
EU	European Union
FA	Fishing Activity
FAO	Food and Agriculture Organization of the United Nations
FLAP	Fishing Licenses, Authorisations and Permits domain
FLUX	Fisheries Language for Universal eXchange
FMC	Fisheries Monitoring Centre
GFCM	Global Fisheries Council of the Mediterranean
GP	General Principles
ICCAT	International Commission for the Conservation of Atlantic Tuna
IRCS	International Radio Call Sign
ISO	International Organization for Standardization
JDP	Joint Deployment Plan
MDR	Master Data Register
RFMO	Regional Fisheries Management Organization
UN/CEFACT	United Nations Centre for Trade Facilitation and Electronic Business
UTC	Coordinated Universal Time
UUID	Universally Unique Identifier
UVI	Universal Vessel Identifier
VMS	Vessel Monitoring System
XML	eXtensible Markup Language
XSD	XML Schema Definition

3. LEGAL BASIS

The implementation of the standard within EU-context applies within the scope of the Control Regulation, as defined in art. 2 and 3 of EC No 1224/2009 (CR). Therefore only electronic message exchanges (called ERS fishing activity messages) between countries are covered by the present document. For sake of clarity the document mentions sometimes the exchanges between the master of the fishing vessel and the flag state authorities.

For each activity, the business rules and definition of mandatory and optional data attributes and data elements are based on requirements defined in the following regulations:

- Control Regulation (EC) No 1224/2009(a), as amended by regulation (EU) No 1380/2013(b). In particular, but not limited to articles (a) 15, 17, 22 and 24 and (b) 15 Commission Implementing Regulation (EU) No 404/2011, as amended by "Omnibus" Regulation (EU) No 2015/812 and (EU) No 2015/1962; In particular article 1(10) and Annex III
- Multiannual Recovery Plan for Bluefin tuna EC No 1627/2016. In particular, but not limited to articles 24, 25, 26, 31, 32, 33, 38 and Annexes II, II, IV, V and VI
- The following discard plans: Commission Delegated Regulations (EU) 1392/2014, (EU) 1393/2014, (EU) 1394/2014, (EU) 1395/2014 and (EU) 1396/2014, (EU) 2438/2015, (EU) 2439/2015, (EU) 2440/2015.

4. REFERENCES

The following documents are directly linked to this implementation document.

Standard	Version
FLUX BRS: P1000 – 1; General principles	2.1
FLUX BRS: P1000 – 3; Fishing Activity domain	1.1

The following data structures are directly linked to this implementation document.

Fishing Activities UN/CEFACT XSD	Version
FLUXFAReportMessage_3p1.xsd	3.1
FLUXFAQueryMessage_3p0.xsd	3.0
FLUXResponseMessage_6p0.xsd ¹	6.0

Other relevant reading to provide more context to the data model described in this implementation document:.

Standard	Version
FLUX BRS: P1000 – 2; Fishing Vessel domain	3.2
FLUX BRS: P1000 – 5; Sales domain	1.1
FLUX BRS: P1000 – 7; Vessel Position domain	2.0
FLUX BRS: P1000 – 9; Fishing Licence Authorization & Permit (FLAP) domain	1.1

The documents are available on the Master Data Register page of the European Commission Fisheries website².

¹ The response to a FLUX FA Report Message or a FLUX FA Query Message is a general principles response.

² http://ec.europa.eu/fisheries/cfp/control/codes/index_en.htm

5. SCOPE, STAKEHOLDERS AND TERMINOLOGY

5.1. Scope

This document covers the exchange of information between different stakeholders about fishing activities performed by vessels on a fishing trip. It also includes the prior notifications as well as transshipments and landings of the catches.

The exchange of validated fishing activity reports is based on the flag state principle. The flag state (FMC) plays the role of a report provider to other stakeholders. It compiles detailed activity and catch data received from vessels flying their flag and sends them to the coastal party, i.e. the coastal (Member) State and/or regulatory (third) party according to the rules described further in this document. The flag state also provides data on request, as a reply to a query.

How the relevant information on fishing activities is exchanged between the master of the vessel and its flag state is out of scope in this document.

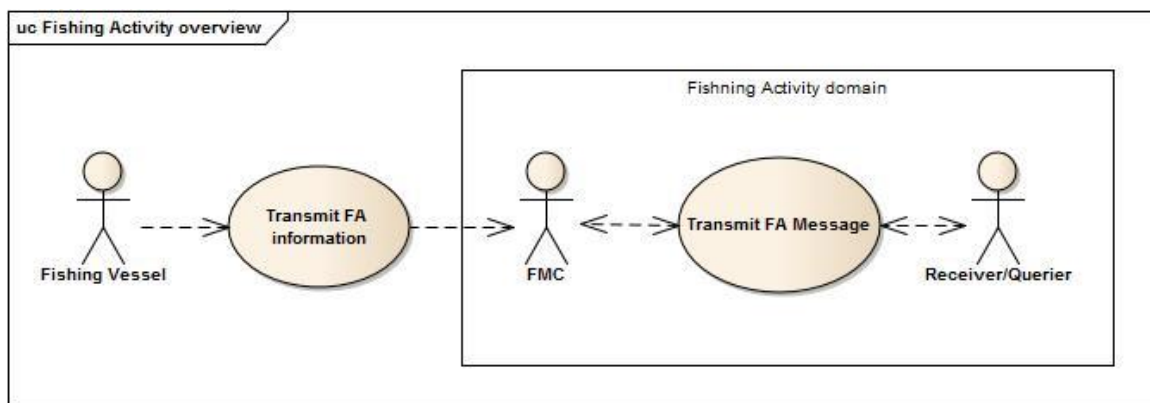


Figure 1: Scope

5.2. Stakeholders and their main responsibilities related to data exchanges

Stakeholder	Responsibility
Flag State	<ul style="list-style-type: none">• Store all data and messages related to fishing activities in an electronic logbook of the vessel.• Validate data received from the vessels carrying its flag, at least according to the set of validation and verification rules.• Send to the coastal party validated time critical information on fishing activities of its vessels that are or will be in the regulatory area or coastal state's waters.• Make immediately available to the coastal party the validated electronic logbooks of those fishing vessels that are, have been or will be in the coastal party's waters during any trip that started at most 36 months before the

	<p>date of request.</p> <ul style="list-style-type: none"> • Have failover procedures in place to ensure timely exchange of relevant data. • Investigate and where possible correct and resend messages that did not pass the validation rules of the receiving party.
Coastal Party ³	<ul style="list-style-type: none"> • Receive, validate and store data and messages related to fishing activities in the area under their responsibility in terms of fisheries management or control. • Have failover procedures in place to ensure timely exchange of relevant data. • Investigate and inform the flag state if messages did not pass the validation rules.
Master of the fishing vessel or the representative	Report in an accurate and timely manner all data to its flag state in accordance to all applicable rules, so that the flag state can comply to the rules of exchange with the coastal party.

Notes

- In an international context EU can have flag state and coastal party responsibilities⁴ towards third parties.
- For joint deployment plans (JDP) EFCA can have a coordinating role within the JDP area. Therefore it can be considered as coastal party in terms of access to the electronic logbook data.
- Regional Fisheries Management Organisations (RFMO) play a coastal party role in the areas they manage.

³ Relevant party entitled by law, to access the electronic logbook of vessels present, intending to perform or having performed fishing activities (see definition in section 5.3) in waters where fisheries control or management is under the responsibility of that party.

⁴ Where applicable, this may include automated validation.

5.3. Terminology

- **FLUX FA Report Message:** is the standardized business message for transmitting one or more FA Report Documents. For the purpose of this document, it is in most cases equivalent to the complete electronic logbook. Annex 14.3 describes how the complete electronic logbook, including its electronic logbook lines, fits into a FLUX FA Report Message for transmission.
- **FA Report Document:** is a standardized record of a fishing activity performed by a fishing vessel. For the purpose of this document, it is in most cases equivalent to a line in the paper logbook and is synonym of Fishing Activity Report.

Declaration report means a report on a fishing activity that is taking or has taken place at the time of its recording and transmission.

Notification report means a report on the intention to perform an activity in the future.

- **Fishing activity:** means searching for fish, shooting, setting, towing, hauling of a fishing gear, taking catch on board, transshipping, retaining on board, processing on board, transferring, caging, fattening and landing of fish and fisheries products (Council Regulation (EC) No 1224/2009, article 4). For the purpose of this document, fishing activity includes fishing operations, prior notifications, transshipments, landings, departing and returning to port, entering and exiting an area, relocations, discards and processing on board.
- **Electronic logbook:** includes all fishing activity reports as defined in this document as well as corrections, cancellations and deletions to reported activities. The record is stored by the flag state authorities and exchanged with the coastal party according to the rules defined.

The electronic logbook includes the following definitions:

- **Fishing trip:** means any voyage of a fishing vessel during which fishing activities are conducted that starts at the moment when the fishing vessel leaves a port and ends on arrival in port (Commission Implementing Regulation (EU) No 404/2011 article 2).

The following definitions relate directly to the fishing trip:

- **Fishing operation:** means all activities in connection with searching for fish, the shooting, towing and hauling of active gears, setting, soaking, removing or resetting of passive gears and the removal of any catch from the gear, keep nets, or from a transport cage to fattening and farming cages (Commission Implementing Regulation (EU) No 404/2011 article 2).
- **Relocation:** means fishing operations where the catch or part thereof is transferred or moved from shared fishing gear to a vessel or from a vessel's hold or its fishing gear to a keep net, container

or cage outside the vessel in which the live catch is kept until landing (Council Regulation (EC) No 1224/2009, article 4).

○ Transfer activity: means (Council Regulation (EC) 302/2009, article 2)

(i) any transfer of live bluefin tuna from the catching vessel's net to the transport cage;

(ii) any transfer of live bluefin tuna from the transport cage to another transport cage;

(iv) any transfer of dead bluefin tuna from the catching vessel's net or transport cage to an auxiliary vessel;

(v) any transfer from a bluefin tuna farm or a tuna trap to a processing vessel, transport vessel, or to land;

For the purpose of this document, the transfer activity is a considered as a specific case of a relocation operation, related to Bluefin tuna fisheries.

○ Discards: means catches that are returned to the sea (Regulation (EU) No 1380/2013, article 4).

○ Release operation: means releasing the catch before a certain percentage of the purse seine is closed ('the point of retrieval').

● Landing: means the initial unloading of any quantity of fisheries products from on board a fishing vessel to land (Council Regulation (EC) No 1224/2009, article 4).

● Transshipment: means the unloading of all or any fisheries or aquaculture products on board a vessel to another vessel (Council Regulation (EC) No 1224/2009, article 4). For the purpose of this document, it also includes the loading onto the other vessel.

6. PROCEDURES

6.1. Assumptions

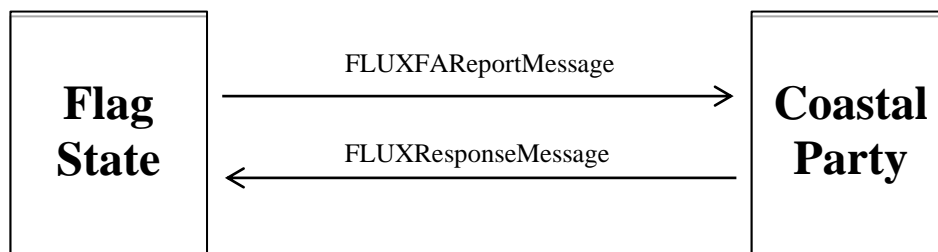
The exchange of the business messages described in this document will be done through the FLUX Transportation Layer for which technical and functional documentations have been already published on the Master Data Register (MDR) page of the European Commission Fisheries website².

Furthermore, it is assumed that data exchanges are fully automated and immediate. No human approval or intervention should be needed for data exchanges of well-formed messages for which the business rules are defined in this document.

6.2. General principles

There are two ways of exchanging Fishing Activity reports between the flag state and coastal party.

- Reporting of Fishing Activity reports by the flag state



- Query for Fishing Activity reports by the coastal party

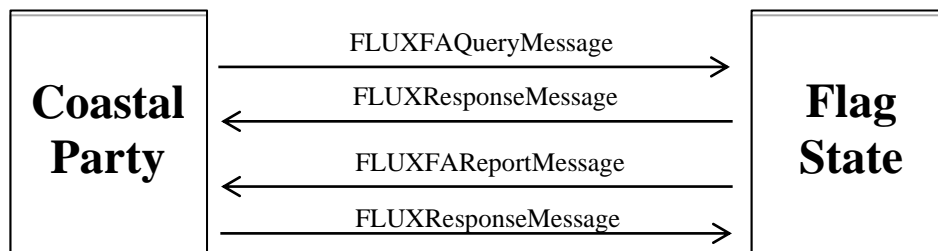


Figure 2 below describes the normal procedure for sending Fishing Activity report messages between the flag state and a coastal state. This procedure respects the FLUX General Principles transmission procedure.

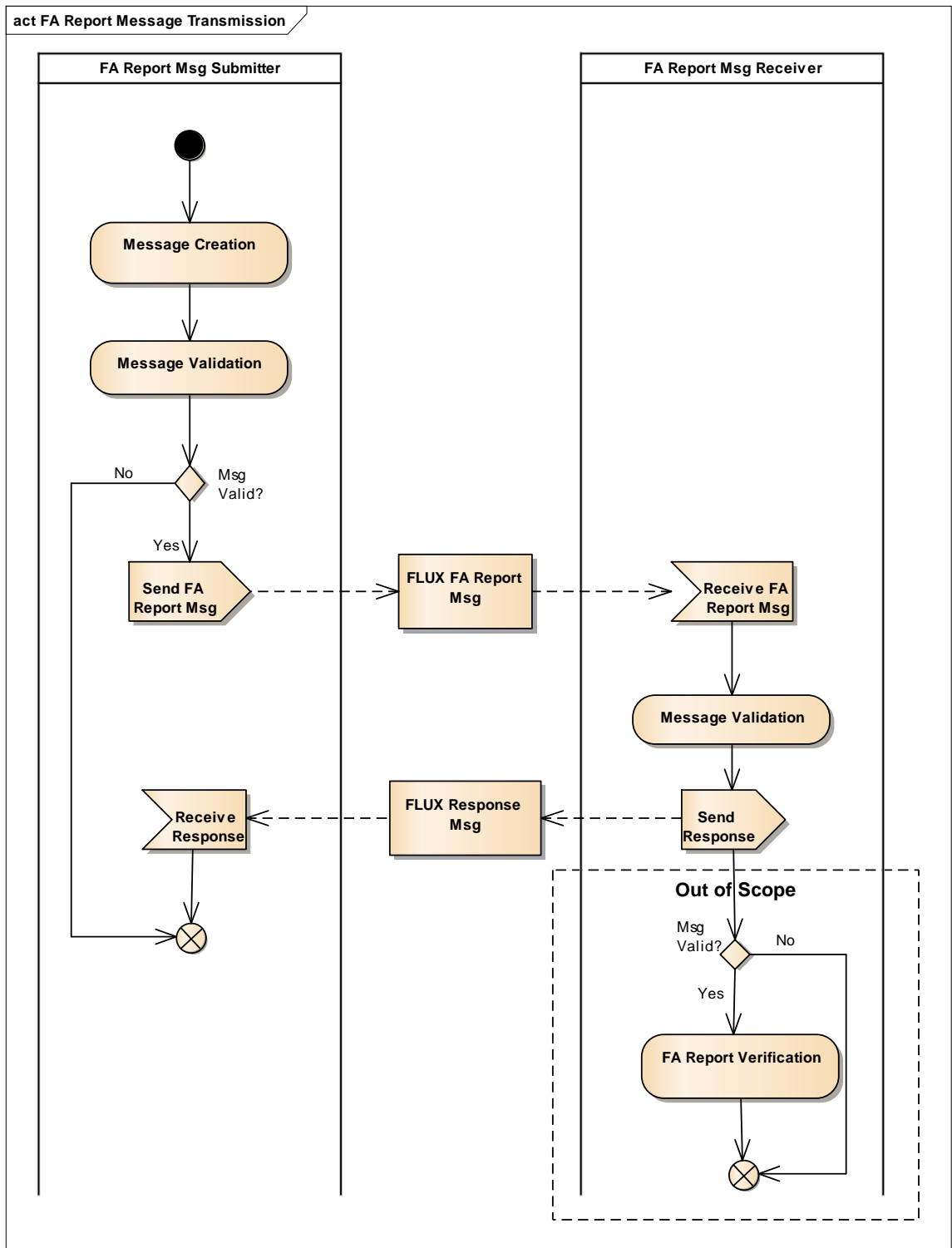


Figure 2: Message Transmission activity diagram

6.2.1. Business rules

Messages must be validated by the sender before transmitting and by the receiver upon receipt of a message.

The validation process validates on two levels (Figure 3):

- (1) XML Validation level: Based on the definition in the XSD⁵, the parser validates the structure and cardinality as well as compliance for mandatory elements of the XML provided⁶.
- (2) Business Rules Validation level: a Business Rules Engine validates the content of XML according to, firstly, the General Principles Business Rules definition and, secondly, to all other specific business rules defined in the domain.

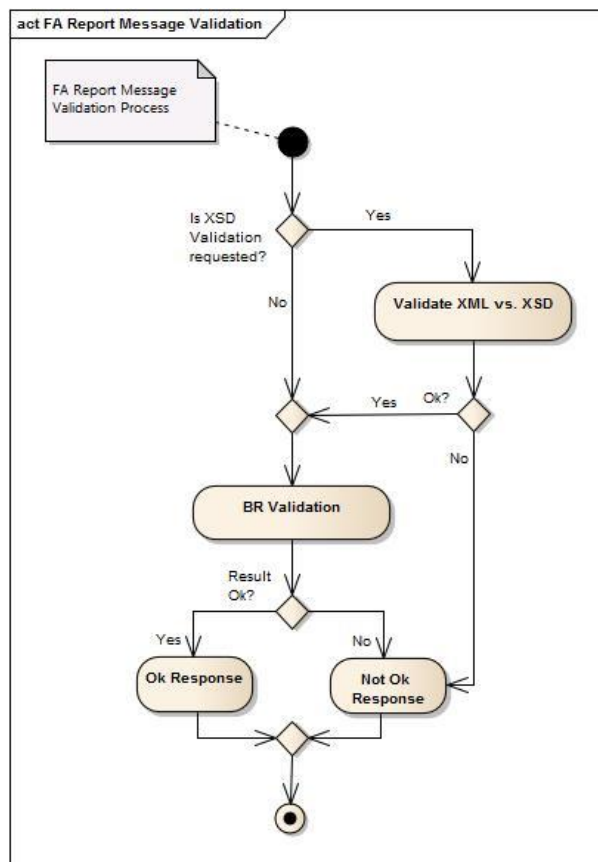


Figure 3: FLUX FA Report Message validation

⁵ The XSD considered for the validation process is the standard UN/CEFACT XSD for the Fishing Activities domain, defined in standard P1000-3 (see chapter 4).

⁶ In general, only XSD elements are defined as mandatory. Element ListIDs and facets remain optional.

For the validation, business rules are classified in two data sets:

Validation data set: rules are applied immediately when receiving a message and the message is not forwarded until detected errors are corrected by the sender. The following types of rules fall under this category:

- Structural validations: the message must be valid according to the standard UN/CEFACT XSD for the Fishing Activities domain;
- Mandatory fields: they must be present in the message; There is no need for the recipient of the message to validate entities or attributes that are not defined in this implementation document.
- Business validations: described in the corresponding paragraphs of chapters 7 and 8;

Verification data set: rules that could be applied on data after forwarding the message. This is out of scope in this implementation document (see Figure 2).

When the exchange in an automatic and immediate way is not possible or when exchanged messages cannot be understood by the receiver, the manual fall back procedure must be engaged.

Fishing activity reports with the same identifier⁷ must be identical and therefore it is not needed to perform validation to the report if the identifier has already been received previously. A receiver may decide to perform the validation anyway.

The order of the FAReportDocuments inside the FLUXFAReportMessage should be in logical sequence. eg. a correction or cancellation report follows the original or other the report it is referring to. Reports of one trip are in logical order of occurrence. eg. departure is the first message.

6.2.2. *Information on the errors or warnings in the Response message*

The response message returned to the sender of the message will contain information on the acceptance or refusal of that message.

In case of errors or warnings, the list of the validation results will be returned, including the business rule numbers for which a rule was violated, an indication if this is an error or warning, and a reference to the entity on which the business rule failed. Details on how to implement this are provided in chapter 7.3.

Business rules that fail with an error must be considered as blocking issues that need to be corrected before the report can be (re-)transmitted by the sending party or accepted by the receiving party. One error causes the whole message to be rejected.

⁷ FLUXReportDocument.ID related to the FAReportDocument entity.

Business rules that fail with a warning are not to be considered blocking issues and hence messages generating warnings cannot be rejected on that basis.

6.3. FLUX Fishing Activity Report message

Validated Fishing Activity reports are sent by the flag state of the vessel to the coastal party, according to the following principles. Detailed rules are described in chapter 7.1. An illustration of which party receives which information and when is provided in Annex 14.2.

6.3.1. Complete active electronic logbook

- The active electronic logbook contains all fishing activities from, and including, the latest departure. All fishing activities must belong to the same electronic logbook and contain the same fishing trip identifier.
- The logbook remains active until a new trip is started. Fishing activities occurring after departure but associated with a previous fishing trip (and therefore having a different fishing trip identifier) are not part of the active electronic logbook.
- Upon receipt of electronic fishing activity information the flag state shall, without delay, send the complete logbook to all relevant coastal parties where the vessel has declared fishing activities or where the vessel notifies its intention to conduct fishing activities in the future.
- It is the responsibility of the flag state to determine how the fishing activity reports are geographically referenced to ensure the complete electronic logbook is correctly sent to the relevant coastal parties without delay.
- It is recommended to use the FLUX_ Location entity to determine where the event took or, in case of prior notifications, will take place. In addition, it is recommended, although not mandatory, to add the EEZ for each location in order to ease the identification of the coastal Member State from the information contained in each of the reports.
- The complete electronic logbook must be transmitted as one FLUX FA Report Message (ie. Business Layer message). Annex 14.3 describes how the complete electronic logbook, including its electronic logbook lines (as defined in section 6.3.2), fits into a FLUX FA Report Message for transmission.

6.3.2. Fishing activities (electronic logbook line)

- Each fishing activity must be uniquely identified in a separate fishing activity report (FA Report document). The FA Report document identifier is assigned once. Subsequent transmissions of the same fishing activity information must re-use the same report identifier.

- Fishing operations, as a specific type of fishing activity, that occurred on the same day may be aggregated into one report, either as one fishing operation with aggregated figures or as one report with multiple fishing operations (hauls).
- Searching for fish is recorded and exchanged as a separate fishing operation if no other fishing activities are recorded for that day.
- Transit is recorded and exchanged as a separate fishing activity if no other fishing activities are recorded for that day.

6.3.3. *Corrections to fishing activities (electronic logbook line)*

- Corrections are fishing activity reports (FA Report document). They have a unique identifier and a reference to the unique identifier of the fishing activity report being corrected.
- Corrections replace the referenced fishing activity reports (FA Report document) completely. They are not considered as new fishing activities.
- Corrections to fishing activity reports of activities taking place during the current trip are part of the current electronic logbook. Hence, they are sent whenever and to whomever the complete current electronic logbook is sent (see section 6.3.1). Corrections of fishing activity reports of activities that took place on previous days, are not sent to the coastal party (where the activities took place on the previous days) if the vessel has no fishing activities in the coastal party's waters during the day.
- The vessel may transmit corrections during the fishing trip but only before entering port and transmission of the ARRIVAL declaration. Corrections following submission of the ARRIVAL declaration can be made by the flag state.

6.3.4. *Landing and transshipment declarations (electronic logbook line)*

- The landing and transshipment declarations are fishing activity reports (FA Report document). They have a unique identifier and are part of the electronic logbook.
- The landing and transshipment declarations must contain a fishing trip identifier which shall be used to link to the electronic logbook data.
- There is only one landing declaration for each fishing trip.
- When a landing or transshipment operation takes place in a port of the coastal party, the flag state shall upon receipt send the complete electronic logbook, including the landing or transshipment declarations to the relevant coastal parties.

- If a new trip has commenced before the completion of the landing or transshipment associated to a previous trip the relevant landing or transshipment declaration must be linked to a previous electronic logbook and the relevant trip.

6.3.5. *Corrections of landing and transshipment declarations (electronic logbook line)*

- Corrections to landing and transshipment declarations are fishing activity reports (FA Report document). They have a unique identifier and a reference to the unique identifier of the fishing activity report being corrected.
- The transshipment declaration may be corrected before the vessel enters port.
- The landing and transshipment declarations can only be corrected by the relevant authorities of the flag state. The report must contain a unique identifier and the fishing trip identifier of the associated electronic logbook.

6.3.6. *Prior notifications (electronic logbook line)*

- Prior notifications are fishing activity reports (FA Report document). They have a unique identifier and are part of the electronic logbook. Whenever a prior notification is sent, it is sent as part of the complete electronic logbook.
- When a flag state is notified that a fishing vessel flying its flag intends to enter into a port of a coastal party, the rules for transmission of the complete electronic logbook apply (see section 6.3.1).

6.3.7. *Corrections and cancellation of prior notifications (electronic logbook line)*

- It is recommended to send a correction of prior notification report to the coastal party if the correction is limited to the information contained in the FACatch entity. Specific national rules may exist in each Member State.
- It is recommended to send a cancellation of a prior notification report to the coastal party if any information has become obsolete or is incorrect, that is not related to the catches on board or to be unloaded (FACatch entity). Specific national rules may exist in each Member State.
- The correction or cancellation of a prior notification is considered as a fishing activity notification report, indicating the specific correction or cancellation purpose. It is part of the electronic logbook. The rules for transmission of the complete electronic logbook apply (see section 6.3.1). It is recommended to use the FLUX_ Location of the notification being corrected or cancelled to determine the coastal party.

6.3.8. *Deletion of reports*

- In case a fishing activity report was sent, that was invalid (eg. due to incorrect application of the applicable validation rules by the sender⁸), and that was wrongfully accepted by at least one party, the sender must initiate the manual fall back procedure and delete the report before sending a new (corrected) version of it.
- Deletions are fishing activity reports, indicating the specific deletion purpose. They have a unique identifier and a reference to the deleted report. They are not part of the electronic logbook and the deleted report is not part anymore of the electronic logbook.
- It is recommended to include only one deletion report in one message to avoid one validation error in one deletion report results in a rejection of other reports in the message.
- Deletions are initiated manually by the sender, possibly following a manual fall back procedure, and it is recommended to manually accept those deletion reports, so that unlawful deletions can be avoided.
- Deletions are sent to all parties to whom the deleted report was sent.

⁸ In general this is the Flag State.

6.4. FLUX Fishing Activity Query Message

The coastal party is entitled to query the flag state for fishing activity reports of the flag state's fishing vessels that are or have been present in the coastal party's waters or ports. The coastal party is also entitled to query for data upon receipt of a prior notification of arrival or an unloading operation intended to take place inside its waters.

The following rules apply:

- Presence in the coastal party's waters is determined by the position of the vessel inside the area. The flag state shall determine by any means presence of its fishing vessels in coastal party's waters, including VMS, AIS, or fishing activity reports.
- Each fishing activity query (FA Query message) will have exactly one general principles response (FLUX Response message), acknowledging receipt of the query and indicating if fishing activity reports exist that match the query parameters and the access criteria.
- When the fishing activity query generates an error in the receiving system, e.g. due to an unexpected data format or contents and as a consequence cannot be understood at all by the receiving party, the established fall back procedure must be engaged.
- In case fishing activity reports exist that match the query parameters and the access criteria, a report (FLUX FA Report Message) will be sent to the querier containing those fishing activity reports (FA Report document) and a reference to the original fishing activity query. Those fishing activity reports (FA Report document) are uniquely identified with their report identifier, which has been originally associated and which is independent of their transmission.
- The available request parameters are described in chapter 7.2.

Fishing activity reports (FA Report document) can be queried by the coastal party up to 36 months after the beginning of the trip during which the vessel was at any time present in the coastal state's waters or had the intention to be present by transmitting a prior notification. A FLUX FA Query message cannot be corrected, deleted nor cancelled.

6.5. FLUX Response Message

In response to a fishing activity report (FLUX FA Report Message) or fishing activity query (FA Query message), exactly one general principles response (FLUX Response) message must be returned. It must be generated automatically and immediately, without human intervention. The recommended maximum delay for responding is 5 minutes.

The following rules apply:

- The general principles response (FLUX Response) message shall contain a reference to the unique identifier of the fishing activity report (FLUX FA Report Message) or fishing activity query (FA Query message). This reference shall be the UUID of the original message.
- In cases when this UUID of the original message is not available (eg. not present or XSD failure of that message), erroneous (invalid UUID format) or not correctly used in the original message (eg. wrong or no schemeID), the FLUX Transportation Layer operation number (SchemeID=FLUXTL_ON) shall be used to reference the original message.
- For messages received via the report mechanism (FLUX FA Report Message) or for queries (FLUX FA query message) that pass the well-formedness and (optional) XSD checks, the response will contain an acknowledgement of receipt.
- In case any of the business validation rules fail (see Figure 3 and chapter 7) with an error or warning, the complete validation results must be included in the response message (see chapter 6.3).
- The party receiving the validation results must take action to correct any issue and retransmit a corrected version of the message, where transmission of the data is required.
- Following a successful acknowledgement or acknowledgement with warnings of a FLUX FA Query message, a FLUX FA Report Message is sent containing a reference to the original query message and containing all individual fishing activity reports (FA Report document), of all complete trips, during which the requested fishing vessel was present or involved in any fishing activity in the coastal party's waters in the requested period. The trip matches the query criteria if the requested period overlaps, even partially, with the period delimited by the beginning and the end of the trip, including all associated fishing activities (e.g. landing, transshipment and prior notifications).
- At least the fishing activity reports (FA Report document) of trips matching the query criteria and that started not more than 36 months before the time of the query shall be included in the response.
- A FLUX Response message cannot be corrected, deleted nor cancelled.

6.6. Business continuity plan

The document "FLUX Business Continuity Plan.docx" for the Fishing Activities domain is available on the Master Data Register page of the European Commission Fisheries website.

In that document, in the paragraph related to the communication with the DG MARE FIDES helpdesk, the examples given for the title for an issue should be read "BEL:PROD:FA: Error Message XYZ" and for the unique identifier, "20150216-01 BEL:PROD:FA: Error Message XYZ".

7. DATA MODEL IMPLEMENTATION

7.1. FLUX Fishing Activity Report Message entities

The FLUX Fishing Activity Report Message data model⁹ is used to send data on fishing activities of vessels from the flag (Member) State to the coastal party.

The implementation of the Fishing Activity Data Model (see chapter 4) should follow the following general constraints at the level of XSD Element attributes:

- (1) For Code & Identifier DataType: *listID* or *schemeID* attribute must be provided respectively, wherever specified in the definition of the element;
- (2) For DateTime DataType: only *udt:DateTime* (of type *xsd:dateTime*) choice is used. The date and time must be in line with ISO8601 and expressed in UTC, unless explicitly mentioned otherwise. The format shall be *YYYY-MM-DDThh:mm:ss[.000000]Z*¹⁰;
- (3) Measure DataType: the *unitCode* attribute shall be provided.

In the class diagram the different entities of the Fishing Activity domain and their relationships are represented graphically. Only the entities and relationships relevant in EU-context are shown in the diagram. A high resolution version is attached in annex to this document.

⁹ The data model presented in the document is a sub-set of the complete UN/CEFACT data model, which is relevant to the Fishing Activities domain.

¹⁰ YYYY= year; MM= month, including leading 0 where month number is less than 10; DD= day of the month including leading 0 where day number is less than 10; T= the letter T to indicate the part of the time section; H24= hours of the day expressed with 2 digits using the 24-hour notation; MI=minutes expressed as 2 digits; SS=seconds expressed as 2 digits; [.000000]= optionally fractions of seconds may be included, not including the brackets; Z= time zone, which must be Z (ie. UTC)

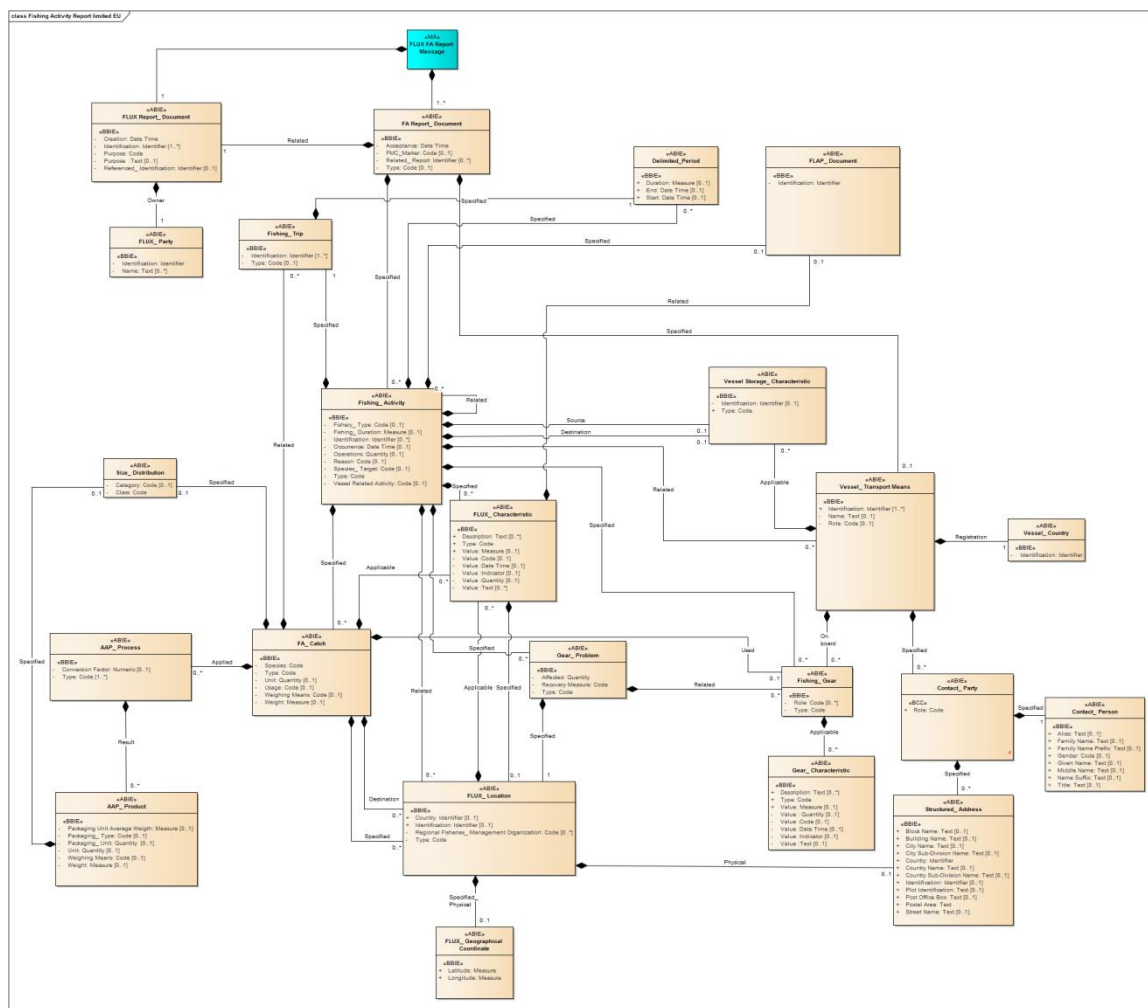


Figure 4: Class Diagram for FA Report message in EU-context.

The tables below describe for each field defined in the Fishing Activity data model the values that can be used in the context of each of the defined fishing activity report types.

7.1.1. FLUX FA Report Message

Description: A message providing the electronic logbook information. There can be more than one FA Report_ Document in one FLUX FA Report Message. A schematic view is provided in annex 14.3.

Entity/Field Name	DataType	Cardinality		Description	Remarks
		min	max		
FLUX Report_ Document	Assoc. ¹¹	1	1	The document details for this FLUX FA Report Message.	See data elements and attributes in Table 2.
FA Report_ Document	Assoc.	1	*	The FA Report_ Document (fishing activity) contained in this FLUX FA Report Message.	The logbook lines. See data elements and attributes in Table 4.

Table 1: Data elements and attributes of FLUX FA Report Message

¹¹ Association between 2 entities.

Entity/Field Name	DataType	Cardinality		Description	Remarks
		min	max		
Identification	Identifier	1	1	The Global Unique Identifier of the FLUX FA Report Message	A UUID as defined in the RFC 4122 Cf. http://www.guidgenerator.com to generate example of a valid identifier. Once the message is created, the data contained in the message remains associated with this identifier. Within the context of this implementation document the UUID is treated case insensitive.
Referenced_identification	Identifier	0	1	The identifier of a referenced FLUX FA Query Message, which initiated this FLUX FA Report.	Used for referencing the query message, if any. <i>schemeID</i> =UUID UUID as defined in the RFC 4122.
Creation	DateTime	1	1	The UTC date time of the creation of this FLUXFA ReportMessage.	Must be according to the definition provided in 7.1(2).
Purpose	Code	1	1	The code specifying the purpose of this FLUX FA Report Message.	<i>listID</i> = FLUX_GP_PURPOSE Always use 9 to send original data. There are no corrections or deletions possible for this FA Report message. Reference: Edifact (qDT UN02000125 - Message Function_Code).
Purpose	Text	0	1	The purpose, expressed as text, of this FLUX FA Report Message.	Optional free text that can be used for communicating the reason why the report is sent.
OwnerFLUX_Party	Assoc.	1	1	The party owning this FLUX FA Report Message.	Creator of the message. See data elements and attributes in Table 3.

Table 2: Data elements and attributes of FLUX_ReportDocument_Message related to a FLUX_FA_ReportMessage

Entity/Field Name	DataType	Cardinality		Description	Remarks
		min	max		
Identification	Identifier	1	1	The identifier of the FLUX party, creating the message.	<i>schemeID</i> = FLUX_GP_PARTY The party creating the FLUX FA Report Message.
Name	Text	0	1	The name of the FLUX Fishing Activity party creating the message	Optional. Free text giving more details on the Party. e.g. Flag State reporting the data (i.e. name of the country or other party).

Table 3: Data elements and attributes of FLUX_Party related to a FLUX_FA_ReportMessage

7.1.2. FA_Report Document

Description: A document that provides information for a Fishing Activity (FA) report (ie. logbook line).

Entity/Field Name	DataType	Cardinality		Description	Remarks
		min	max		
Type	Code	0	1	Type of FA Report_ Document	<i>ListID</i> =FLUX_FA_REPORT_TYPE Use value=NOTIFICATION in case the FA Report_ Document is a notification of an activity that will take place in the (near) future. Use DECLARATION in case the FA Report_ Document is a declaration of an activity that currently takes place or has taken place in the past Optional in case of a deletion report.
Related_Report	Identifier	0	*	Identification of any report related to this Fishing Activity Report	Use in the following situations: Use the FLUX Report Document Identifier of the Fishing Activity Report containing the activity of setting the gear in case the hauling occurs during a different trip. Use the FLUX Report Document Identifier of the Fishing Activity Report containing the fishing operation for which a discard operation is reported in case the discard is reported at a later stage than the catches. Under BFT rules, use the FLUX Report Document Identifier of the Fishing Activity Report containing the joint fishing operation details of the catches being transferred/relocated. In the abovementioned cases, use <i>schemeID</i> = UUID (as defined in the RFC 4122). Use to add any identifier of a report related to this report. Use the <i>schemeID</i> of the report identifier provided.
Acceptance	DateTime	1	1	The UTC date/time of the acceptance, by the FMC, of the last activity data received from the vessel that allowed creation of the FAReportDocument.	Format must be according to the definition provided in 7.1(2).
FMC_Marker	Code	0	1	Marking set by the FMC to indicate intervention by the FMC in the creation or modification of the report	Optional. <i>listID</i> =FLUX_FA_FMC
RelatedFLUX Report_ Document	Assoc.	1	1	The document details for this FLUX Fishing Activity report.	Common entity shared by all FLUX domain reports. See data elements and attributes in Table 5.
Specified Fishing_ Activity	Assoc.	0	*	A fishing activity specified for this FA Report_ Document	In case the FishingActivityType=FISHING_OPE RATION more than one activity on the same day can be grouped into one

Entity/Field Name	DataType	Cardinality		Description	Remarks
		min	max		
					FA Report_ Document . <u>Note:</u> Subsequent corrections of a FA Report_ Document apply to the report as a whole, including all Fishing_Activities. Optional in case of a deletion or cancellation report. See data elements and attributes in sections 7.1.3 to 7.1.16.
Specified Vessel_ Transport Means	Assoc.	0	1	The vessel transport means specified for this FA_ Report_Document	Relevant information about the fishing vessel. Optional in case of a deletion or cancellation report. See data elements and attributes in Table 26.

Table 4: Common data elements and attributes for all FA Report_ Documents

Entity/Field Name	DataType	Cardinality		Description	Remarks
		min	max		
Identification	Identifier	1	1	The Global Unique Identifier of the FLUX Fishing Activity Report	A UUID as defined in the RFC 4122 Cf. http://www.guidgenerator.com to generate example of a valid identifier. Once the report is created, the data contained in the report remain associated with this identifier. Any subsequent changes can only occur by creation of update or cancellation reports, referring to the original report. Within the context of this document the UUID is treated as case insensitive.
Referenced_ Identification	Identifier	0	1	The identifier of a referenced FLUX Fishing Activity Report	A UUID as defined in the RFC 4122. A UUID number, for which an update or cancelation is sent. Compulsory if the Report is an correction or a cancellation/delete: PurposeCode = 5, 3 or 1
Creation	DateTime	1	1	The UTC date time of the creation of this FLUXFARReportDocument.	Format must be according to the definition provided in 7.1(2).
Purpose	Code	1	1	The code specifying the purpose of this FLUX Fishing Activity Report.	<i>listID</i> = FLUX_GP_PURPOSE Use 9 to send original data for the first time. Use 5 in case this report is an update or a correction of a previously (accepted) report. Use 3 in case the activity declaration reported in the referenced report is to be deleted. Use 1 in case the activity notification reported in the referenced report is to be cancelled. Reference: Edifact (qDT

Entity/Field Name	DataType	Cardinality		Description	Remarks
		min	max		
					UN02000125 - Message Function_Code).
Purpose	Text	0	1	The purpose, expressed as text, of this FLUX Fishing Activity Report.	Free text that can be used for communicating the reason why the report is sent.
OwnerFLUX_Party	Assoc.	1	1	The party owning this FLUX Fishing Activity Report.	Creator of the report. See data elements and attributes in Table 6.

Table 5: Data elements and attributes of a FLUX Report Document related to a FA Report_Document

Entity/Field Name	DataType	Cardinality		Description	Remarks
		min	max		
Identification	Identifier	1	1	The identifier of the FLUX party, creating the message.	<i>schemeID</i> = FLUX_GP_PARTY The party creating the FLUX FA Report Message.
Name	Text	0	1	The name of the FLUX Fishing Activity party creating the message	Optional. Free text giving more details on the Party. e.g. Flag State reporting the data (i.e. name of the country or other party).

Table 6: Data elements and attributes of FLUX_Party related to a FLUX Report Document

7.1.3. Departure

If a fishing vessel departs from a port or location at sea within coastal party's waters, the Flag State shall send a Departure declaration to the coastal party without undue delay.

The table below shows the data elements and attributes that must be provided for a departure declaration in EU context. The descriptions of the common data elements and attributes for all FA Report_ Documents apply (Table 4). The Type field of the FA Report_ Document must have the value "DECLARATION".

Entity/Field Name	DataType	Cardinality		Description	Remarks
		min	max		
Type	Code	1	1	A code describing the type of Fishing_ Activity	<i>listID</i> =FLUX_FA_TYPE value=DEPARTURE
Occurrence	DateTime	1	1	UTC Date and time of departure	Format must be according to the definition provided in 7.1(2).
Reason	Code	0	1	The code specifying the reason for the departure	Optional. <i>listID</i> = FA_REASON_DEPARTURE Use to indicate the anticipated activity of the vessel at the time of departure.
Fishery_ Type	Code	0	1	The code specifying a type of fishery for this fishing activity.	Optional. <i>listID</i> = FA_FISHERY
Species_ Target	Code	0	1	The code specifying a species targeted for this fishing activity.	Optional. Use <i>listID</i> =FAO_SPECIES for FAO species code list of biological species. Use <i>listID</i> =TARGET_SPECIES_GROUP to indicate the group of species targeted (e.g. demersal, pelagic, etc.)
SpecifiedFishing_ Trip	Assoc.	1	1	The reference to the trip in which this activity took place	See data elements and attributes in Table 34.
RelatedFLUX_ Location	Assoc.	1	*	A FLUX_ Location related to this fishing activity	At least the port of departure. Other occurrences: optional, to indicate the area, position etc. to further specify the departure location. Use Type=LOCATION when the vessel leaves from a port or other location on the location list on MDR. If the location is not on the MDR code list, use the closest relevant MDR location. In such case is recommended to use in addition the Type=POSITION to specify the exact position of the departure. See data elements and attributes in Table 35.
SpecifiedFA_ Catch	Assoc.	0	*	The catch on board the vessel at departure	Use in case of catch on board at departure. If catches from a previous trip are on board at departure, the fishing trip identifier of the previous trip must be mentioned. See data elements and attributes in Table 31.

Entity/Field Name	DataType	Cardinality		Description	Remarks
		min	max		
SpecifiedFishing_ Gear	Assoc.	0	*	The gear on board the vessel at departure	Use in case of gear on board at departure. See data elements and attributes in Table 39

Table 7: Data elements and attributes of a Fishing Activity of type Departure

7.1.4. Entry into area

A new entry into area declaration is recorded in the logbook for each entry into or crossing of an area subject to fishing effort regime. When crossing the border line from one effort zone to another, only the entry into the new effort zone must be reported. In case of targeting a different species in the same effort zone (but in a different sub-area – eg. GFCM GSA), an new Area Entry declaration must be transmitted after sending an Area Exit declaration.

Upon receipt by the flag state of this information, the flag state shall send the complete electronic logbook to the coastal party in which waters the effort zone is located.

The descriptions of the common data elements and attributes for all FA Report_Documents apply (Table 4). The Type attribute of the FA Report_Document must have the value "DECLARATION" in this case.

When a third country fishing vessel enters coastal EU waters, the flag state shall upon receipt forward the Entry into area notification to the coastal party. In this case the Type attribute of the FA Report_Document must have the value "NOTIFICATION".

Entity/Field Name	DataType	Cardinality		Description	Remarks
		min	max		
Type	Code	1	1	A code describing the type of Fishing_ Activity	<i>listID</i> =FLUX_FA_TYPE value= AREA_ENTRY
Occurrence	DateTime	1	1	UTC Date and time of entry	Format must be according to the definition provided in 7.1(2).
Reason	Code	0	1	The code specifying a reason for this fishing activity	<i>listID</i> =FA_REASON_ENTRY Use value=TRZ when performing transzonal fishing operations within 5 nautical miles from either side of the effort zone border line. Use value=CRO when not performing fishing operations in the effort zone. Optional if the reason for entry in effort zone is fishing, except trans-zonal fishing.
Fishery_ Type	Code	0	1	The code specifying a type of fishery for this fishing activity, such as pelagic fisheries	Optional. <i>listID</i> =FA_FISHERY
Species_ Target	Code	0	1	The code specifying a species targeted for this fishing activity	<i>listID</i> =TARGET_SPECIES_GROUP Mandatory in case fishing activities will be performed in an effort zone or transzonal activities.
SpecifiedFishing_ Trip	Assoc.	1	1	The reference to the trip in which this activity took place.	See data elements and attributes in Table 34.
RelatedFLUX_ Location	Assoc.	2	*	A FLUX_ Location related to this fishing activity	At least one occurrence of Type=POSITION to report the exact geographical coordinate of the entry position. At least one occurrence of Type=AREA to report the (effort) zone entered. Areas must be provided

Entity/Field Name	DataType	Cardinality		Description	Remarks
		min	max		
					at the most detailed level available. See data elements and attributes in Table 35.
SpecifiedFA_Catch	Assoc.	0	*	The catch on board the vessel at the time of entry	Mandatory in case catches on board at the time of entry. See data elements and attributes in Table 31.

Table 8: Data elements and attributes of a Fishing Activity of type Entry into area Operation

7.1.5. Fishing Operation

When a fishing vessel conducts fishing operations in coastal party's waters, the flag state shall forward the fishing operations of the current fishing trip as part of the electronic logbook.

The table below shows the data elements and attributes that must be provided for a fishing operation declaration in EU context. The descriptions of the common data elements and attributes for all FA Report_ Documents apply (Table 4). The Type attribute of the FA Report_ Document must have the value "DECLARATION".

Entity/Field Name	DataType	Cardinality		Description	Remarks
		min	max		
Type	Code	1	1	A code describing the type of Fishing_ Activity	<i>listID</i> =FLUX_FA_TYPE value=FISHING_OPERATION
Occurrence	DateTime	0	1	UTC Start date and time of the operation	Mandatory if no sub-fishing activities declared or if sub-activities do not have Occurrence defined. Format must be according to the definition provided in 7.1(2). When reporting daily aggregated catches, the date is sufficient. In that case the time part may be set to zero
Vessel Related Activity	Code	0	1	The code specifying the main activity of the vessel in the reported period	<i>listID</i> =VESSEL_ACTIVITY
Operations	Quantity	0	1	The number of operations for this fishing activity.	Number of fishing operations in accordance with the specifications in column 3 of Annex XI of Commission Implementing Regulation (EU) No 404/2011.
Fishery_ Type	Code	0	1	The code specifying a type of fishery for this fishing activity, such as pelagic fisheries	Optional. <i>listID</i> =FA_FISHERY
Species_ Target	Code	0	1	The code specifying a species targeted for this fishing activity.	Optional <i>listID</i> =FAO_SPECIES Species code, as defined in FAO, for reported catch.
Identification	Identifier	0	*	An identifier for this fishing activity.	Optional
SpecifiedFishing_ Trip	Assoc.	1	1	The reference to the trip in which this activity took place.	See data elements and attributes in Table 34.
RelatedFLUX_ Location	Assoc.	0	*	A FLUX_ Location related to this fishing activity	Mandatory if - no sub-fishing activities declared - if sub-activities do not have a RelatedFLUX_ Location defined - if the location is required at the level of the fishing operation Use Type=POSITION to report catches at a certain geographical location (fisheries under ICCAT or GFCM rules). If no catches were taken, position at noon (UTC) must be provided. Use AREA to report catches per

Entity/Field Name	DataType	Cardinality		Description	Remarks
		min	max		
					relevant geographical area. Areas must be provided at the most detailed level available. See data elements and attributes in Table 35.
SpecifiedFA_Catch	Assoc.	0	*	The catch caught and kept on board the vessel and the discards, if part of the fishing operation	Use in case catches were taken. Use type=ONBOARD for catches kept onboard. Use type=KEPT_IN_NET for catches kept in the nets See data elements and attributes in Table 31.
RelatedVessel_Transport Means	Assoc.	0	*	The (other) vessel involved in this fishing operation	Use in case of fishing operations with more than one vessel involved (eg. pair fishing). Specify the role of the related vessel. See data elements and attributes in Table 26.
RelatedFishing_Activity	Assoc.	0	*	A fishing activity related to this fishing activity.	For defining sub-activities, such as gear set, gear retrieved within one fishing operation. For static gear (gillnets and entangling nets) use a sub-activity for setting or re-setting and retrieving the gear (one per fleet). See data elements and attributes in Table 10.
SpecifiedFishing_Gear	Assoc.	0	1	A fishing gear specified for this fishing activity.	Mandatory in case of gear deployment if - No sub-activity is declared - The sub-activity has no gear (deployment) details specified for the operation See data elements and attributes in Table 39.
SpecifiedGear_Problem	Assoc.	0	*	A gear problem specified for this fishing activity.	Mandatory in case a gear problem occurred. See data elements and attributes in Table 41.
Specified Delimited_Period	Assoc.	0	1	A delimited period specified for this fishing activity.	Use to specify the total fishing time for this fishing activity. See data elements and attributes in Table 43.
SpecifiedFLUX_Characteristic	Assoc.	0	*	A Fisheries Language for Universal eXchange (FLUX) characteristic specified for this fishing activity.	<i>listID</i> =FA_CHARACTERISTIC Use NB_FLEET to indicate the number of fleets deployed in a set when reporting fishing operations with gillnets or entangling nets. In addition, use one sub-activity per fleet. Mandatory if vessel is subject to article 34b of (EU) No 227/2013. See data elements and attributes in Table 38.

Table 9: Data elements and attributes of a Fishing Activity of type Fishing Operation

7.1.5.1. The use of a sub-activity of a fishing operation

A sub-activity of a Fishing_ Activity of type FISHING_OPERATION is used when reporting details on (re-)setting or hauling of static gear.

There cannot be more than one level of sub-activity.

Entity/Field Name	DataType	Cardinality		Description	Remarks
		min	max		
Type	Code	1	1	A code describing the type of Fishing sub-Activity	<i>listID</i> =FLUX_FA_TYPE Use value=GEAR_SHOT or GEAR_RETRIEVAL for gear shot and gear retrieved.
Occurrence	DateTime	1	1	UTC Date and time of the operation	Format must be according to the definition provided in 7.1(2).
Identification	Identifier	0	*	An identifier of the activity or operation	Optional. The identifier of the sub-activity operation (e.g. gear shot identification). In a gear retrieval sub-activity (GEAR_RETRIEVAL) the report identifier of the gear shot (GEAR_SHOT) can be referenced using the data element FA Report_Document.Related_Report
RelatedFLUX_Location	Assoc.	1	1	A FLUX_ Location related to this fishing sub-activity	Use Type=POSITION to describe the location where the sub-activity takes place See data elements and attributes in Table 35.
SpecifiedFishing_Gear	Assoc.	0	1	A fishing gear specified for this fishing activity.	Mandatory in case gear deployment details are not reported as part of the main activity ¹² . See data elements and attributes in Table 39.
SpecifiedGear_Problem	Assoc.	0	*	A gear problem specified for this fishing activity.	Mandatory in case a gear problem occurred when setting or retrieving gear, which has not been reported in the main activity ¹¹ . See data elements and attributes in Table 41.
Specified Delimited_Period	Assoc.	0	1	A delimited period specified for this fishing activity.	Use to specify the duration (eg. soaking time) of the sub-activity (eg. setting, resetting, retrieving) Use duration at least for sub-activity of type GEAR_RETRIEVAL when reporting fishing operations with static gear (gillnets or entangling nets). Mandatory if vessel is subject to article 34b of (EU) No 227/2013. See data elements and attributes in Table 43.
SpecifiedFLUX_	Assoc.	0	*	A Fisheries Language for	<i>listID</i> =FA_CHARACTERISTIC

¹² Main activity is the fishing activity to which the sub-activity is related.

Entity/Field Name	DataType	Cardinality		Description	Remarks
		min	max		
Characteristic				Universal eXchange (FLUX) characteristic specified for this fishing activity.	Use FISHING_DEPTH to specify the fishing depth when reporting fishing operations with gillnets or entangling nets. Mandatory if vessel is subject to article 34b of (EU) No 227/2013. See data elements and attributes in Table 38.

Table 10: Data elements and attributes of a sub-activity of a fishing operation

7.1.5.2. The use of Gear_Characteristics to be specified when deploying gear

The gear characteristics to be provided when deploying each gear type are described in annex 14.1.

7.1.6. Joint fishing operations

When a fishing vessel conducts joint fishing operations in coastal party's waters, the flag state shall forward the joint fishing operations and related relocations of the current fishing trip as part of the electronic logbook.

The total catches, the date and time, the location and JFO number associated with the joint fishing operation are reported as part of a fishing activity of type JOINT_FISHING_OPERATION. The allocations to (individual) quota or (dead) catches taken on board by participating vessels during the joint fishing operation are reported as sub-activities of type RELOCATION. There is one relocation sub-activity reported per vessel involved and each vessel reports on the joint fishing operation and the quota allocations, including the allocation to itself.

It is mandatory to specify the role of the reporting vessel (see Table 26) for the JOINT_FISHING_OPERATION fishing activity as well as the role of the vessel reported in the RELOCATION sub-activity.

Transfers of catches to transport cages (towed by tugs) are reported as separate fishing activities of type RELOCATION with a reference to the fishing operation in which the catches were taken. This is described in section 7.1.8.

The table below shows the data elements and attributes that must be provided for a joint fishing operation declaration in EU context. The descriptions of the common data elements and attributes for all FA Report_ Documents apply (Table 4). The Type attribute of the FA Report_ Document must have the value "DECLARATION".

Entity/Field Name	DataType	Cardinality		Description	Remarks
		min	max		
Type	Code	1	1	A code describing the type of Fishing_ Activity	<i>listID</i> =FLUX_FA_TYPE value= JOINT_FISHING_OPERATION
Occurrence	DateTime	1	1	UTC Date and time of the operation	Format must be according to the definition provided in 7.1(2).
Vessel Related Activity	Code	0	1	The code specifying the main activity of the vessel in the reported period	<i>listID</i> =VESSEL_ACTIVITY
Fishery_ Type	Code	0	1	The code specifying a type of fishery for this fishing activity, such as pelagic fisheries	Optional. <i>listID</i> =FA_FISHERY
Species_ Target	Code	0	1	The code specifying a species targeted for this fishing activity.	Optional <i>listID</i> =FAO_SPECIES Species code, as defined in FAO, for reported catch.
Identification	Identifier	0	*	An identifier for this fishing activity.	Use <i>schemeID</i> =JFO and the JFO number associated with this operation
SpecifiedFishing_ Trip	Assoc.	1	1	The reference to the trip in which this activity took place.	The FishingTrip.TypeCode must be JFO

Entity/Field Name	DataType	Cardinality		Description	Remarks
		min	max		
					See data elements and attributes in Table 34.
RelatedFLUX_ Location	Assoc.	0	*	A FLUX_ Location related to this fishing activity	Use Type=POSITION to report catches at a certain geographical location (fisheries under ICCAT or GFCM rules). If no catches were taken, position at noon (UTC) must be provided. Use AREA to report catches per relevant geographical area. Areas must be provided at the most detailed level available. See data elements and attributes in Table 35.
SpecifiedFA_ Catch	Assoc.	0	*	The total catch taken in this joint fishing operation	Use in case catches were taken. In certain cases zero catches must be reported per species. Use type=ONBOARD for catches kept onboard. Use type=KEPT_IN_NET for catches kept in the nets See data elements and attributes in Table 31.
RelatedVessel_ Transport Means	Assoc.	0	*	The (other) vessel(s) involved in this fishing operation	See data elements and attributes in Table 26.
RelatedFishing_ Activity	Assoc.	0	*	A fishing activity related to this fishing activity.	Use for reporting allocations to quota. See data elements and attributes in Table 12.
SpecifiedFishing_ Gear	Assoc.	0	1	A fishing gear specified for this fishing activity.	Mandatory in case of gear deployment. See data elements and attributes in Table 39.
SpecifiedGear_ Problem	Assoc.	0	*	A gear problem specified for this fishing activity.	Mandatory in case a gear problem occurred. See data elements and attributes in Table 41.
Specified Delimited_Period	Assoc.	0	1	A delimited period specified for this fishing activity.	Use to specify the total fishing time for this fishing activity. See data elements and attributes in Table 43.
SpecifiedFLUX_ Characteristic	Assoc.	0	*	A Fisheries Language for Universal eXchange (FLUX) characteristic specified for this fishing activity.	<i>listID</i> =FA_CHARACTERISTIC See data elements and attributes in Table 38.

Table 11: Data elements and attributes of a Fishing Activity of type Joint Fishing Operation

7.1.6.1. The use of a sub-activity of a joint fishing operation

A sub-activity of a Fishing_ Activity of type JOINT_FISHING_OPERATION is used when reporting relocations (physical or allocations to quota) as part of a joint fishing operation (JFO). In this case the main Fishing_ Activity entity contains the information related to the operation (eg. total catches, location, date and time).

There cannot be more than one level of sub-activity.

Entity/Field Name	DataType	Cardinality		Description	Remarks
		min	max		
Type	Code	1	1	A code describing the type of Fishing sub-Activity	<i>listID</i> =FLUX_FA_TYPE Use value=RELOCATION for relocation as part of a joint fishing operation, including for allocation of catches to quota of participating vessels.
RelatedVessel_ Transport Means	Vessel_ Transport Means	1	1	The vessel transport means specified relevant for this sub activity.	Relevant information about the fishing vessel involved in the relocation. Under BFT rules the name and ICCAT number of the related vessel must be provided. See data elements and attributes Table 26.
SpecifiedFA_ Catch	Assoc.	1	*	The catch allocated to quota in this joint fishing operation or catches taken onboard	Use in case catches were taken. Use type=ALLOCATED_TO_QUOTA for catches allocated to quota. Use type=ONBOARD for catches kept onboard. See data elements and attributes in Table 31.
SpecifiedFLUX_ Characteristic	Assoc.	0	*	A Fisheries Language for Universal eXchange (FLUX) characteristic specified for this fishing activity.	Optional <i>listID</i> =FA_CHARACTERISTIC See data elements and attributes in Table 38.

Table 12: Data elements and attributes of a sub-activity of a joint fishing operation

7.1.7. Discard at sea

When a fishing vessel discards catches at sea or part thereof in coastal party's waters in line with the applicable rules, the flag state shall upon receipt of this information send the complete electronic logbook, including the discard at sea declaration to the coastal party.

The table below shows the data elements and attributes that must be provided for a discard declaration in EU context. The descriptions of the common data elements and attributes for all FA Report_ Documents apply (Table 4). The Type attribute of the FA Report_ Document must have the value "DECLARATION".

Entity/Field Name	DataType	Cardinality		Description	Remarks
		min	max		
Type	Code	1	1	A code describing the type of Fishing_ Activity	<i>listID</i> =FLUX_FA_TYPE value=DISCARD
Occurrence	DateTime	1	1	UTC Date and time of the operation	Format must be according to the definition provided in 7.1(2). When reporting daily aggregated discards, the date is sufficient. In that case the time part may be set to zero.
Reason	Code	0	1	Reason for discard	Optional. <i>listID</i> =FA_REASON_DISCARD The values QEX and OTH are not allowed within EU context.
Identification	Identifier	0	*		Optional. In case an identifier is provided, the <i>schemeID</i> should be provided. e.g. can be used to link the discard operation to the fishing operation(s) of which the catches are being discarded.
SpecifiedFishing_ Trip	Assoc.	1	1	The reference to the trip in which this activity took place.	See data elements and attributes in Table 34.
RelatedFLUX_ Location	Assoc.	1	*	A FLUX_ Location related to this fishing activity	See data elements and attributes in Table 35.
SpecifiedFA_ Catch	Assoc.	1	*	The catches discarded during this operation	Use Type=DISCARDED to record discards of catches Use Type=DEMINIMIS to record discards of catches to which de minimis exemptions apply See data elements and attributes in Table 31.
SpecifiedFLUX_ Characteristic	Assoc.	0	1	A textual description of the reason for discard	Optional.

Table 13: Data elements and attributes of a Fishing Activity of type Discard at sea

Entity/Field Name	DataType	Cardinality		Description	Remarks
		min	max		
Type	Code	1	1	The type of FLUX characteristic	ListID=FA_CHARACTERISTIC Use value=REMARK
Value	Text.	1	1	A textual description of the reason for discard	

Table 14: Data elements and attributes of FLUX_Characteristic when used in a discard activity

7.1.8. Relocation

When a fishing vessel off-loads catches or part thereof from its hold or (shared) fishing gear to a keep net, container or cage outside the vessel or to another vessel's (including tugs and other auxiliary or supporting vessels) keep net, container or cage in coastal party's waters, the flag state shall upon receipt of this information send the complete electronic logbook, including the relocation declaration.

Under BFT rules, transfer of live BFT catches into cages are recorded as relocations in the electronic logbook. These reports must be sent at the end of the operation. A reference to the fishing operation in which the catches were taken must be added.

The table below shows the data elements and attributes that must be provided for a relocation declaration in EU context. The descriptions of the common data elements and attributes for all FA Report_ Documents apply (Table 4). The Type attribute of the FA Report_ Document must have the value "DECLARATION".

Entity/Field Name	DataType	Cardinality		Description	Remarks
		min	max		
Type	Code	1	1	A code describing the type of Fishing_ Activity	<i>listID</i> =FLUX_FA_TYPE Use value=RELOCATION for (un)loading of catches or transfer to cages.
Occurrence	DateTime	1	1	UTC Date and time of the operation	Format must be according to the definition provided in 7.1(2).
Identification	Identifier	0	*	An identification of the operation (eg. JFO ID)	Optional. In case an identifier is provided, the <i>schemeID</i> should be provided.
SpecifiedFishing_Trip	Assoc.	1	1	The reference to the trip in which this activity took place.	See data elements and attributes in Table 34.
RelatedFLUX_Location	Assoc.	1	*	A FLUX_ Location related to this fishing activity	Use Type=POSITION to report where the activity took place. See data elements and attributes in Table 35.
SpecifiedFA_Catch	Assoc.	1	*	The catches relocated during this operation	Use Type=UNLOADED in case of unloading. Use Type=LOADED in case of loading. Under BFT rules the destination location of the BFT catches must be provided. See data elements and attributes in Table 31.
RelatedVessel_Transport Means	Assoc.	0	1	Relevant information about the other vessel involved in this relocation operation	Mandatory in case catches are physically relocated or transferred to another vessel than the declaring vessel. Under BFT rules, the ICCAT vessel register number and name of the tug boat must be provided. Use role DONOR in case of a relocation loading operation. Use role RECEIVER in case of relocation unloading. The name of the master must be included.

Entity/Field Name	DataType	Cardinality		Description	Remarks
		min	max		
					See data elements and attributes in Table 26.
SourceVesselStorage_ Characteristic	Assoc.	0	1	The characteristic of a vessel storage used as source for this fishing activity.	Optional. The source vessel-storage from where the off-loaded catches are taken. See data elements and attributes in Table 30.
DestinationVesselStorage_ Characteristic	Assoc.	0	1	The characteristic of a vessel storage used as destination for this fishing activity.	Mandatory under BFT rules. The destination vessel-storage where the catches were off-loaded to. The ID attribute is mandatory under BFT rules (eg. cage ID). Specify the <i>schemeID=BFT-CAGE-ID</i> . See data elements and attributes in Table 30.
SpecifiedFLAP_ Document	Assoc	0	1	The authorization identification of the operation	Optional. See also data elements and attributes in Table 44.

Table 15: Data elements and attributes of a Fishing Activity of type Relocation unloading or loading

7.1.9. Exit from area

When a fishing vessel exits an area subject to fishing effort regime, the flag state shall upon receipt forward the fishing Exit from area declaration as part of the logbook.

An Exit from area declaration is recorded in the logbook for each exit out of a fishing effort zone, except when this exit coincides with an Entry into another effort zone. In such case the rules described in section 7.1.4 apply.

Upon receipt by the flag state of this information, the flag state shall send the complete electronic logbook to the coastal party in which the effort zone is located.

The Type attribute of the FA Report_ Document must have the value "DECLARATION".

Optionally, the FA Report_ Document.Related_Report may refer to the report containing the related Entry into area declaration. In such case, the schemeID of the provided identifier must be specified.

When a third country fishing vessel exits EU coastal waters, the flag state shall upon receipt forward the Exit from area notification to the coastal party. In this case the Type attribute of the FA Report_ Document must have the value "NOTIFICATION". The table below shows the data elements and attributes that must be provided for an Exit from area declaration in EU context. The descriptions of the common data elements and attributes for all FA Report_ Documents apply (Table 4).

Entity/Field Name	DataType	Cardinality		Description	Remarks
		min	max		
Type	Code	1	1	A code describing the type of Fishing_ Activity	<i>listID</i> =FLUX_FA_TYPE value= AREA_EXIT
Occurrence	DateTime	1	1	UTC Date and time of exit	Format must be according to the definition provided in 7.1(2).
Fishery_ Type	Code	0	1	The code specifying a type of fishery for this fishing activity	Optional <i>listID</i> =FA_FISHERY
Species_ Target	Code	0	1	The code specifying a species targeted for this fishing activity	<i>listID</i> =FAO_SPECIES Mandatory in case fishing activities have been performed in the effort zone or transzonal activities.
SpecifiedFishing_ Trip	Assoc.	1	1	The reference to the trip in which this activity took place.	See data elements and attributes in Table 34.
RelatedFLUX_ Location	Assoc.	2	*	A FLUX_ Location related to this fishing activity	At least one occurrence of Type=POSITION to report the exact geographical coordinate of the exit position. At least one occurrence of Type=AREA must be provided to report effort zone exited in case of an exit from area declaration. Areas must be provided at the most detailed level available. See data elements and attributes in

Entity/Field Name	DataType	Cardinality		Description	Remarks
		min	max		
					Table 35.
SpecifiedFA_Catch	Assoc.	0	*	The catch on board the vessel at the time of exit	Mandatory in case catches on board at the time of exit. See data elements and attributes in Table 31.

Table 17: Data elements and attributes of a Fishing Activity of type Exit from area Operation

7.1.10. Prior notification of arrival

If a fishing vessel intends to return to a port or location at sea close to shore in coastal party's waters, the Flag State shall send an Arrival notification (a.k.a. PNO) to the coastal party without undue delay.

The table below shows the data elements and attributes that must be provided for an arrival notification in EU context. The descriptions of the common data elements and attributes for all FA Report_ Documents apply (Table 4). The Type attribute of the FA Report_ Document must have the value "NOTIFICATION".

Entity/Field Name	DataType	Cardinality		Description	Remarks
		min	max		
Type	Code	1	1	A code describing the type of Fishing_ Activity	<i>listID</i> =FLUX_FA_TYPE value=ARRIVAL
Occurrence	DateTime	1	1	Estimated UTC date and time of arrival.	Format must be according to the definition provided in 7.1(2).
Reason	Code	1	1	The code specifying the reason for the arrival/returning to port	<i>listID</i> = FA_REASON_ARRIVAL Purpose of the call (e.g. landing, transshipment, access to services)
SpecifiedFishing_ Trip	Assoc.	1	1	The reference to the trip in which this activity took place.	See data elements and attributes in Table 34.
RelatedFLUX_ Location	Assoc.	1	*	A FLUX_ Location related to this fishing activity	1 st occurrence: The port of (intended) arrival Other occurrences: optional, to indicate the area, position etc. Use Type=LOCATION when the vessel intends to arrive in a port or other location on the location list on MDR. If the location is not on the MDR code list, use the closest relevant MDR location. In such case is recommended to use in addition the Type=POSITION to specify the exact position of the arrival. See data elements and attributes in Table 35.
SpecifiedFA_ Catch	Assoc.	0	*	The catch on board the vessel at the time of notification	Mandatory in case it is intended to unloaded catches after arrival. Use Type= "ONBOARD" for the catches on board at the time of notification. Use Type= "UNLOADED" for the catches to be unloaded. Use Type="LOADED" for the catches to be loaded (eg. if reason for arrival is transshipment – receiving vessel). See data elements and attributes in Table 31.

Table 18: Data elements and attributes of a Fishing Activity of type Notification of Arrival

7.1.11. Arrival

The flag state of a fishing vessel returning to port or a designated location in coastal party's waters must send an arrival declaration to the coastal party immediately before the activity takes place.

The table below shows the data elements and attributes that must be provided for an arrival declaration in EU context. The descriptions of the common data elements and attributes for all FA Report_ Documents apply (Table 4). The Type attribute of the FA Report_ Document must have the value "DECLARATION".

Entity/Field Name	DataType	Cardinality		Description	Remarks
		min	max		
Type	Code	1	1	A code describing the type of Fishing_ Activity	<i>listID</i> =FLUX_FA_TYPE value=ARRIVAL
Occurrence	DateTime	1	1	UTC Date and time of arrival in port or other location	Format must be according to the definition provided in 7.1(2).
Reason	Code	0	1	The code specifying the reason for the arrival/returning to port	<i>ListID</i> = FA_REASON_ARRIVAL Purpose of the call (e.g. landing, transshipment, access to services)
SpecifiedFishing_ Trip	Assoc.	1	1	The reference to the trip in which this activity took place.	See data elements and attributes in Table 34.
RelatedFLUX_ Location	Assoc.	1	*	A FLUX_ Location related to this fishing activity	At least the port of arrival (in case arriving in a port) or other location on the MDR location list. If the location is not on the MDR code list, use the closest relevant MDR location. In such case is recommended to use in addition the Type=POSITION to specify the exact position of the arrival. Other occurrences: optional, to indicate the area, position etc. See data elements and attributes in Table 35.
SpecifiedFishing_ Gear	Assoc.	0	*	The gear on board the vessel at arrival	Use in case of gear on board at arrival. See data elements and attributes in Table 39.
SpecifiedFLUX_ characteristic	Assoc.	0	*	Additional characteristics of the Fishing Activity	Mandatory in case additional characteristics to be reported. Eg. when reason for arrival is landing. See data elements and attributes in Table 38.

Table 19: Data elements and attributes of a Fishing Activity of type Declaration of Arrival

7.1.11.1. The use of FLUX_Characteristic entity in the Arrival entity

Entity/Field Name	DataType	Cardinality		Description	Remarks
		min	max		
Type	Code	1	1	The type of FLUX characteristic	<i>ListID</i> =FA_CHARACTERISTIC Use value= START_DATETIME_LANDING in case the intended start date/time of the landing operation is different than the arrival date/time in port or landing place.
Value	DateTime	1	1	UTC Date and time of intended start of the landing operation	Format must be according to the definition provided in 7.1(2).

Table 20: Data elements and attributes of a FLUX_Characteristic for a Declaration of Arrival

7.1.12. Landing

When a fishing vessel lands catches or part thereof in coastal state's port or landing place, the flag state shall upon receipt of this information send the complete electronic logbook, including the landing declaration to the coastal party.

The table below shows the data elements and attributes that must be provided for a landing declaration in EU context. The descriptions of the common data elements and attributes for all FA Report_ Documents apply (Table 4). The Type attribute of the FA Report_ Document must have the value "DECLARATION".

Entity/Field Name	DataType	Cardinality		Description	Remarks
		min	max		
Type	Code	1	1	A code describing the type of Fishing_ Activity	<i>listID</i> =FLUX_FA_TYPE value=LANDING
Identification	Identifier	0	*		Optional. In case a landing identifier is provided, the <i>schemeID</i> must be provided.
Specified Delimited_Period	Assoc.	1	1	Delimited period defining the start and end date and time of the landing	The start date/time of the landing is the moment when the physical off-loading of the catches takes place. The end date/time is the date and time of completion ¹³ of the landing, including the weighing.
SpecifiedFishing_Trip	Assoc.	1	1	The reference to the trip to which this activity is linked.	See data elements and attributes in Table 34.
RelatedFLUX_Location	Assoc.	1	*	A FLUX_ Location related to this fishing activity	Port or other location of the MDR location list where the landing takes place. Use Type=LOCATION to report where the activity took place. If the location is not on the MDR code list, use the closest relevant MDR location. In such case is recommended to use in addition the Type=POSITION to specify the exact position of the landing. To further specify the location optionally use Type=POSITION or LANDSITE characteristic in case of landing. See data elements and attributes in Table 35.
SpecifiedFA_Catch	Assoc.	1	*	The catches landed	Use Type=UNLOADED Specify product weights and quantities. See data elements and attributes in Table 31.
SpecifiedFLUX_Characteristic	Assoc.	0	*	A Fisheries Language for Universal eXchange (FLUX)	Optional. See data elements and attributes in

¹³ In accordance with articles 23, 24 and 54 of regulation (EU) No 2011/404.

Entity/Field Name	DataType	Cardinality		Description	Remarks
		min	max		
				characteristic specified for this fishing activity.	Table 38.

Table 21: Data elements and attributes of a Fishing Activity of type Landing

7.1.13. Transshipment

When a fishing vessel off-loads fishery products or part thereof to another vessel, the flag state shall upon receipt of this information send the complete electronic logbook, including the transshipment declaration to the coastal party.

When a fishing vessel on-loads fishery products from another vessel, the flag state shall upon receipt of this information send the complete electronic logbook, including the transshipment declaration to the coastal party.

The table below shows the data elements and attributes that must be provided for a transshipment declaration in EU context. The descriptions of the common data elements and attributes for all FA Report_ Documents apply (Table 4). The Type attribute of the FA Report_ Document must have the value "DECLARATION".

Entity/Field Name	DataType	Cardinality		Description	Remarks
		min	max		
Type	Code	1	1	A code describing the type of Fishing_ Activity	<i>listID</i> =FLUX_FA_TYPE Use Value=TRANSHIPMENT when off- or on-loading catches.
Identification	Identifier	0	*		Optional. In case an identifier is provided, the <i>schemeID</i> should be provided.
Specified Delimited_Period	Assoc.	1	1	Delimited period defining the start and end date and time of the transshipment	The start date/time of the transshipment is the moment when the physical on- or off-loading of the catches starts. The end date/time is the date and time of completion of the transshipment.
SpecifiedFishing_Trip	Assoc.	1	1	The reference to the trip to which this activity is linked.	See data elements and attributes in Table 34.
RelatedFLUX_Location	Assoc.	1	*	A FLUX_ Location related to this fishing activity	For transshipments within EU territory, at least the (designated) port or other location where the transshipment takes place. If the location is not on the MDR code list, use the closest relevant MDR location. In such case it is recommended to specify the exact position of the transshipment. Outside EU waters, where other rules on transshipment may apply, at least the position where transshipment takes place must be provided. See data elements and attributes in Table 35.
SpecifiedFA_Catch	Assoc.	1	*	The catches transhipped during this operation	Use Type=UNLOADED in case of unloading. Use Type=LOADED in case of loading. Specify product weights and quantities. See data elements and attributes in Table 31.
RelatedVessel_Transport Means	Assoc.	1	1	The (other) vessel involved in this transshipment	Use role DONOR in case of a transshipment loading operation. Use role RECEIVER in case of

Entity/Field Name	DataType	Cardinality		Description	Remarks
		min	max		
					transhipment unloading. The name of the master must be included. See data elements and attributes in Table 26.
SpecifiedFLAP_Document	Assoc.	0	1	The Fishing Licence, Authorization or Permit (FLAP) specified for this fishing activity.	The authorisation reference for the transhipment must be provided for transhipment declarations of BFT. See data elements and attributes in Table 44.
SpecifiedFLUX_Characteristic	Assoc	0	1	Characteristic describing the destination location of the receiving vessel	Mandatory for transhipment unloading.

Table 22: Data elements and attributes of a Fishing Activity of type Transhipment (loading/unloading)

7.1.13.1. The use of FLUX_Characteristic entity in the Transhipment entity

Entity/Field Name	DataType	Cardinality		Description	Remarks
		min	max		
Type	Code	1	1	The type of FLUX characteristic	ListID=FA_CHARACTERISTIC Use value=DESTINATION_LOCATION.
SpecifiedFLUX_Location	Assoc.	1	1	A FLUX_Location specified for this FLUX characteristic.	The destination location of the receiving vessel. See data elements and attributes in Table 35

Table 23: Data elements and attributes of a FLUX_Characteristic related to a Fishing Activity of type Transhipment (unloading)

7.1.14. Prior notification of transshipment or relocations

When a catching vessel intends to tranship or transfer catches in coastal party's waters and notifies the flag state, it shall send the complete electronic logbook, including this notification, to the coastal party.

The table below shows the data elements and attributes that must be provided for a prior notification of transshipment or relocation in EU context. The descriptions of the common data elements and attributes for all FA Report_ Documents apply (Table 4). The Type attribute of the FA Report_ Document must have the value "NOTIFICATION".

Entity/Field Name	DataType	Cardinality		Description	Remarks
		min	max		
Type	Code	1	1	A code describing the type of Fishing_ Activity	<i>listID</i> =FLUX_FA_TYPE Use value=TRANSHIPMENT when intending to tranship catches to/from another vessel. Use value=RELOCATION when intending to relocating/transferring catches to another vessel.
Occurrence	DateTime	1	1	Estimated UTC date and time of the operation	Format must be according to the definition provided in 7.1(2).
Identification	Identifier	0	*		Optional. In case an identifier is provided, the <i>schemeID</i> should be provided. In some cases the identifier, provided by the authorities, must be provided.
SpecifiedFishing_ Trip	Assoc.	1	1	The reference to the trip in which this activity took place.	See data elements and attributes in Table 34.
RelatedFLUX_ Location	Assoc.	1	*	A FLUX_ Location related to this fishing activity	The (designated) port or other location where the transshipment will take place. For relocations (in the context of BFT) the exact position is required. For transshipments within EU territory, at least the (designated) port or other location where the transshipment takes place. If the location is not on the MDR code list, use the closest relevant MDR location. In such case it is recommended to specify the exact position of the transshipment. Outside EU waters, where other rules on transshipment/relocation may apply, at least the position where transshipment/relocation will take place must be provided. See data elements and attributes in Table 35.
SpecifiedFA_ Catch	Assoc.	1	*	The catches intended to be loaded or unloaded during this operation	Use Type=UNLOADED in case of unloading. Use Type=LOADED in case of loading. Specify product weights and quantities in case of transshipment. Specify live weights for BFT transfer. Indicate the port or farm of

Entity/Field Name	DataType	Cardinality		Description	Remarks
		min	max		
					destination of the BFT ¹⁴ . See data elements and attributes in Table 31.
RelatedVessel_ Transport Means	Assoc.	0	1	Relevant information about the other vessel involved in this loading/unloading operation	Mandatory in case catches are intended to be physically loaded or unloaded to another vessel. Under BFT rules, the ICCAT vessel register number and name of the tug boat must be provided. The name of the master is optional. Use role RECEIVER in case of notifications of unloading operations. Use role DONOR in case of notifications of loading operations. See data elements and attributes in Table 26.
DestinationVessel_ Storage_ Characteristic	Assoc.	0	1	The characteristic of a vessel storage used as destination for this fishing activity.	Mandatory under BFT rules. The destination vessel-storage where the catches will be off-loaded to. The ID attribute is mandatory under BFT rules (eg. cage ID). Specify the schemeID=BFT-CAGE-ID. See data elements and attributes in Table 30.
SpecifiedFLUX_ Characteristic	Assoc.	0	*	A FLUX characteristic specified for this fishing activity.	Mandatory under BFT rules ¹⁵ for notifications of relocation unloading operations. See also data elements and attributes in Table 25 and Table 38.
SpecifiedFLAP_ Document	Assoc	0	1		Optional. See also data elements and attributes in Table 44.

Table 24: Data elements and attributes of a prior notification of transshipment or relocation (loading/unloading)

¹⁴ In accordance with article 38, Annex IV and II of (EU) No 2016/1627.

¹⁵ in accordance with article 34 of (EU) No 2016/1627.

7.1.14.1. The use of FLUX_Characteristic entity in a prior notification of unloading

Entity/Field Name	DataType	Cardinality		Description	Remarks
		min	max		
Type	Code	1	1	The code specifying a type of this FLUX characteristic.	<i>listID</i> = FA_CHARACTERISTIC Use value NB_CAGES_TOWED to indicate the number of cages towed by the vessel specified as receiving vessel of the relocation operation.
Value	Quantity	1	1	The number of cages towed	Positive integer ²⁶ (page 2) number in case TypeCode = NB_CAGES_TOWED

Table 25: Data elements and attributes of a SpecifiedFLUX_Characteristic for the prior notification of unloading

7.1.15. Common entities

7.1.15.1. Vessel_Transport_Means entity

Description: Entity used to provide information of the identification and registration of a vessel.

Entity/Field Name	DataType	Cardinality		Description	Remarks
		min	max		
Role	Code	0	1	The role of the vessel in the operation	<p>Mandatory for the vessels, other than the reporting vessel, participating to the fishing activity.</p> <p><i>ListID=FA_VESSEL_ROLE</i></p> <p>Use value PAIR_FISHING_PARTNER if the vessel is a pair fishing partner in the fishing operation.</p> <p>Use value CATCHING_VESSEL to indicate the catching vessel in the a relocation as part of the JFO.</p> <p>Use value PARTICIPATING_VESSEL to indicate the vessel participates to the operation in case of relocation as part of a JFO (eg. catches allocated to quota)</p> <p>Use value DONOR to indicate the donor vessel in a loading operation or a notification of loading.</p> <p>Use value RECEIVER to indicate the receiving vessel in an unloading operation or notification of unloading</p>
Identification	Identifier	1	*	An identifier for this vessel	<p>SchemeIDs must be present in the list FLUX_VESSEL_ID_TYPE</p> <p>For EU vessels:</p> <p><i>schemeID=CFR</i> & Value= CFR number</p> <p>For non-EU vessels:</p> <p><i>schemeID=IRCS</i> & Value= IRCS number <u>and</u> <i>schemeID=EXT_MARK</i> & Value= side (hull) number</p> <p>For any vessels: (in addition to other identifiers, if available)</p> <p><i>schemeID=UVI</i> & Value=IMO number</p> <p>Under BFT rules: (in addition to other identifiers)</p> <p><i>schemeID=ICCAT</i> & Value=ICCAT register number</p> <p>Under GFCM rules: (in addition to other identifiers)</p> <p><i>schemeID=GFCM</i> & Value=GFCM register number</p>
Name	Text	0	1	A name, expressed as text, of the vessel	Under BFT rules the name of the tug boat is mandatory.

Entity/Field Name	DataType	Cardinality		Description	Remarks
		min	max		
Registration Vessel_ Country	Assoc.	1	1	Identification of the flag state	See data elements and attributes in .
SpecifiedContact _ Party	Assoc.	0	*	Vessel master reference	Mandatory for the reporting vessel and where required as well for the other vessels involved in the operation. See data elements and attributes in Table 28.

Table 26: Data elements and attributes of Vessel_Transport_Means (Vessel domain)

7.1.15.2.Vessel_ Country entity

Description: Entity used to provide information on the registration location of the vessel (flag state).

Entity/Field Name	DataType	Cardinality		Description	Remarks
		min	max		
Identification	Identifier	1	1	An identifier for the country	<i>schemeID</i> = TERRITORY

Table 27: Data elements and attributes of Vessel_Country (Vessel domain)

7.1.15.3.Contact_Party entity

Description: An individual, a group, or a body having a role as a contact

Entity/Field Name	DataType	Cardinality		Description	Remarks
		min	max		
Role	Code	1	1	A code specifying the role of this contact party	listID = FLUX_CONTACT_ROLE
Specified Contact_Person	Assoc.	0	1	A specified person for this contact party.	Mandatory for the reporting vessel and for the related vessel with pair fishing partner role. See data elements and attributes in Table 29.
Specified Structured_Address	Assoc.	0	1	A structured address specified for this contact party.	See data elements and attributes in Table 37.

Table 28: Data elements and attributes of Contact_Party (Vessel domain)

7.1.15.4.Contact_Person entity

Description: The details of a contact person.

Either the GivenName and FamilyName must be provided or an Alias.

Entity/Field Name	DataType	Cardinality		Description	Remarks
		min	max		
Title	Text	0	1		Optional
Given Name	Text	0	1		Required when specifying FamilyName and if Alias is not specified.
Middle Name	Text	0	1		Optional
Family Name Prefix	Text	0	1		Optional

Entity/Field Name	DataType	Cardinality		Description	Remarks
		min	max		
Family Name	Text	0	1		Required when specifying GivenName and if Alias is not specified.
Name Suffix	Text	0	1		Optional
Gender	Code	0	1		Optional. listID = GENDER
Alias	Text	0	1		If GivenName or FamilyName are not provided

Table 29: Data elements and attributes of Contact_Person (Vessel domain)

7.1.15.5. Vessel_Storage_Characteristic entity

Description: Entity used to provide information on a prominent attribute or aspect related to the storage of a particular vessel.

Entity/Field Name	DataType	Cardinality		Description	Remarks
		min	max		
Identification	Identifier	0	1	The identifier for this vessel storage	Include <i>schemeID</i> when specifying the identifier. Mandatory for BFT catches under ICCAT rules.
Type	Code	1	1	A code specifying the type of this vessel storage characteristic.	<i>listID</i> =VESSEL_STORAGE_TYPE

Table 30: Data elements and attributes of Vessel_Storage_Characteristic entity

7.1.15.6.FA_Catch entity

Description: Fishing Activity (FA) information about the species and quantity of animal or plant caught.

Entity/Field Name	DataType	Cardinality		Description	Remarks
		min	max		
Type	Code	1	1	The code specifying a type for this FA catch, such as retained on board.	<i>listID</i> =FA_CATCH_TYPE
Species	Code	1	1	The code specifying the species of this FA catch, such as the Food and Agriculture Organization (FAO) code.	Species code, as defined in FAO, for reported catch. <i>listID</i> =FAO_SPECIES
Unit	Quantity	0	1	The quantity of fish, according to the unit used to declare catches.	Number of individuals. Mandatory for stocks, where the limits are set as the individual number of fish (i.e. salmon in the Baltic Sea).
Weight	Measure	0	1	The measure of the live weight of the reported catch.	Attribute <i>unitCode</i> must be set. Use unit code "KGM". The <i>unitCode</i> is defined in the list FLUX_UNIT ¹⁶ . The quantity value must not contain more than 2 decimals (0.00). Specific rules might apply and are specified for each type of fishing activity.
Weighing Means	Code	0	1	The code specifying the means of weighing for this FA catch.	<i>listID</i> =WEIGHT_MEANS Mandatory if SpeciesCode = BFT. This is not applicable to relocations used as sub-activities (eg. BFT)
SpecifiedFLUX_Location	Assoc.	0	*	A FLUX_Location specified for this FA catch.	Mandatory if location not specified in the FishingActivity entity or when declaring certain discards, not subject to the landing obligation rules. The location or area where the catch was taken. Add as many FLUX_Locations as needed that match the criteria described below, so that the location is clearly specified. Use AREA when catches have been taken in a certain area. Use POSITION when detailed position of the catch is required (e.g. GFCM and ICCAT rules) See data elements and attributes in Table 35.
DestinationFLUX_Location	Assoc.	0	1	A FLUX destination location for this fishing activity participant.	Under BFT rules ¹⁷ for a relocation unloading operation it is mandatory to specify the port or farm of destination of the BFT and its CPC, when transferring fish to a tug or auxiliary

¹⁶ FLUX_UNIT code list is based on UN/CEFACT recommendation No. 20 - Units of Measure used in International Trade.

¹⁷ In accordance with article 38, Annex IV and II of (EU) No 2016/1627.

Entity/Field Name	DataType	Cardinality		Description	Remarks
		min	max		
					vessel. The attribute listID of FLUX_Location TypeCode must be FARM or LOCATION See data elements and attributes in Table 35.
SpecifiedSize_Distribution	Assoc.	0	1	The size distribution specified for this FA catch.	Not applicable when used in relocations used as sub activity or for notifications of Entry and Exit. See data elements and attributes in Table 42.
RelatedFishing_Trip	Assoc.	0	1	A fishing trip related to this FA catch.	Use if the catches on board or manipulated are from another trip. See data elements and attributes in Table 34.
UsedFishing_Gear	Assoc.	0	*	A fishing gear used for this FA catch.	Optional. The gear used to capture the fish. See data elements and attributes in Table 39.
AppliedAAP_Process	Assoc.	0	*	An Aquatic Animal and Plants (AAP) process applied to this FA catch.	The processing applied to the catch. Mandatory when declaring processed catches at landing or transshipment At least PRESENTATION and PRESERVATION must be provided See data elements and attributes in Table 32.

Table 31: Data elements and attributes of FA_Catch entity

7.1.15.7. AAP_ Process entity

Description: Entity providing information on the applied processing to the Aquatic Animal.

It must be noted that one entry in that entity corresponds to one global process leading to the final status of the fish. Therefore the "Type" data field is used with multiple codes for defining the freshness, presentation & preservation states.

Entity/Field Name	DataType	Cardinality		Description	Remarks
		min	max		
Type	Code	1	*	The code specifying a type of processing	ListID must be value from code list FLUX_PROCESS_TYPE. <i>listID</i> = FISH_PRESENTATION for fish presentation codes <i>listID</i> = FISH_PRESERVATION for fish preservation codes <i>listID</i> = FISH_FRESHNESS for fish freshness codes
Conversion_Factor	Number	0	1	Numerical factor that is applied for converting fish processed weight into fish live weight, depending on the processing	Mandatory in case the conversion factor cannot be deducted from the information provided in the report. Mandatory under BFT rules.
ResultAAP_Product	Assoc.	0	*		Mandatory when declaring processed catches at landing or transshipment See data elements and attributes in Table 33

Table 32: Data elements and attributes of AAP_ Process

7.1.15.8. AAP_ Product entity

Description: Entity used to provide information on product as a result of a processing.

Entity/Field Name	DataType	Cardinality		Description	Remarks
		min	max		
Packaging_Type	Code	0	1	The type of packaging	<i>listID</i> = FISH_PACKAGING
Packaging Unit Average Weight	Measure	0	1	The average weight of per packaging unit (in kg)	Attribute <i>unitCode</i> must be "KGM". The <i>unitCode</i> is defined in the list FLUX_UNIT. The value must not contain more than 2 decimals (0.00).
Packaging_Unit	Quantity	0	1	The number of packages	
Weight	Measure	0	1	Product weight (in kg)	Mandatory in case weights are reported in product weights. Attribute <i>unitCode</i> must be "KGM". The <i>unitCode</i> is defined in the list FLUX_UNIT. The value must not contain more than 2 decimals (0.00).
Unit	Quantity	0	1	The quantity of fish, according to the unit used to declare catches.	Number of individuals. Mandatory for stocks, where the limits are set as the individual number

Entity/Field Name	DataType	Cardinality		Description	Remarks
		min	max		
					of fish (i.e. salmon in the Baltic Sea).

Table 33: Data elements and attributes of AAP_ Product

7.1.15.9.Fishing_ Trip

Description: The fishing trip to which the fishing activity belongs.

Entity/Field Name	DataType	Cardinality		Description	Remarks
Identification	Identifier	1	*	The unique identifier of the fishing trip	At least the trip ID as defined or approved by the flag state of the vessel. <i>SchemeID</i> = EU_TRIP_ID The format is described in MDR code list FA_TRIP_ID_TYPE The <i>schemeID</i> of the identifier must always be provided.
Type	Code	0	1	The code specifying the type of trip for this activity	<i>ListID</i> = FISHING_TRIP_TYPE e.g. Use value=JFO for trips with BFT joint fishing operations
Specified Delimited_Period	Assoc.	0	1	The delimited period within which this trip occurs.	Mandatory in case of a prior notification or arrival:

Table 34: Data elements and attributes of Fishing_ Trip entity

7.1.15.10.

FLUX_ Location entity

Description: Entity providing information of a physical location or place such as a port, positions, address or a region at sea.

Entity/Field Name	DataType	Cardinality		Description	Remarks
		min	max		
Type	Code	1	1	The code specifying the type of FLUX_ Location.	<i>ListID</i> =FLUX_LOCATION_TYPE Use POSITION to report catches or activities at a certain geographical location (fisheries under ICCAT or GFCM rules). Use AREA to report catches per relevant geographical area. Areas must be provided at the most detailed level available (<i>EU 404/2011 Annex X, as amended by EU (No) 1962/2015</i>). Use LOCATION if the location of the activity is a port or other location defined in MDR (eg. farms)
Country	Identifier	0	1	The identifier of a country for this FLUX_ Location.	<i>schemeID</i> =TERRITORY Optional Reference ISO 3166 and UN/ECE Rec 3.
Identification	Identifier	0	1	The identifier for this FLUX location.	For area use: <i>schemeID</i> =FAO_AREA up to the most detailed level available <i>schemeID</i> =STAT_RECTANGLE where available <i>schemeID</i> =TERRITORY for EEZ <i>schemeID</i> =EFFORT_ZONE for locations where effort regime applies. <i>schemeID</i> =MANAGEMENT_AREA for locations taking place in areas eg. managed by RFMOs. For ports, farms and other defined locations use: <i>schemeID</i> =LOCATION For BFT farms use: <i>schemeID</i> =FARM
Regional Fisheries Management_ Organisation	Code	0	1	The code specifying the organization managing fisheries of this FLUX_ Location.	Competent RFMO for the activity occurring at this location. Eg. NAFO, NEAFC, ICCAT, ... <i>listID</i> =RFMO
Specified_ PhysicalFLUX_ Geographical Coordinate	Assoc.	0	1	Geographical coordinate information for this FLUX_ Location.	Mandatory when FLUX_LOCATION_TYPE = POSITION See Table 36.
Physical Structured_ Address	Assoc.	0	1	Structured postal address information for this FLUX_ Location.	Mandatory when FLUX_LOCATION_TYPE= ADDRESS See Table 37.
Applicable FLUX_ Characteristic	Assoc.	0	*	A characteristic applicable to this FLUX_ Location.	Use <i>listID</i> =FLUX_LOCATION_CHARACTERISTIC

Entity/Field Name	DataType	Cardinality		Description	Remarks
		min	max		
					See Table 38.

Table 35: Data elements and attributes of FLUX_LOCATION

7.1.15.11. FLUX_Geographical_Coordinate entity

Description: Entity providing information of the latitude and longitude of a specified place, by which a location relative situation on the globe is known.

This entity can be used if the location of the activity cannot be specified using the "Identification" code in the Location entity: a landing on the coast but not in a port, departure & arrival in a dedicated location close to shore, ...

Entity/Field Name	DataType	Cardinality		Description	Remarks
		min	max		
Longitude	Measure	1	1	The measure of the longitude as an angular distance east or west from the Greenwich meridian to the meridian of a specific place for this FLUX_Location geographical coordinate	Coordinate expressed in WGS84, decimal degree notation, using a precision of at least 1 decimal position. Positive coordinate refers to East of Greenwich meridian. Negative coordinate refers to West.
Latitude	Measure	1	1	The measure of the latitude as an angular distance east or west from the Greenwich meridian to the meridian of a specific place for this FLUX_Location geographical coordinate.	Coordinate expressed in WGS84, decimal degree notation, using a precision of at least 1 decimal position. Positive coordinate refers to North of equator. Negative coordinate refers to South.

Table 36: Data elements and attributes of FLUX_GEOGRAPHICAL_COORDINATE

Description: Entity providing information of the location, using a structured address format, at which a particular organization or person may be found or reached.

This entity can be used to specify the address of the master.

Entity/Field Name	DataType	Cardinality		Description	Remarks
		min	max		
Block Name	Text	0	1	The block name, expressed as text, for an area surrounded by streets for this structured address.	
Building Name	Text	0	1	The name, expressed as text, of a building, a house or other structure on a street in the structured address.	
City Name	Text	1	1	The name, expressed as text, of the city, town or village in the structured address.	
City Sub-Division Name	Text	0	1	The name, expressed as text, of a sub-division of a city, town or village in the structured address.	
Country	Identifier	1	1	The unique identifier of a country in the structured address (Reference ISO 3166 and UN/ECE Rec 3).	<i>schemeID</i> = TERRITORY
Country Name	Text	0	1	The name, expressed as text, of the country in the structured address.	
Country Sub-Division Name	Text	0	1	The name, expressed as text, of the sub-division of a country in the structured address.	
Plot Identification	Text	0	1	The identification, expressed as text, of the plot for this structured address.	This is the house number
Post Office Box	Text	0	1	The unique identifier, expressed as text, of a container commonly referred to as a box, in a post office or other postal service location, where postal items may be kept for this structured address.	
Postal Area	Text	0	1	The code specifying the postcode in the structured address.	Optional for addresses in Ireland.
Streetname	Text	0	1	The name, expressed as text, of a street or thoroughfare in the structured address.	Mandatory in case of a physical address (ie. post office box not provided) The complete address string may be put in this data element in case the different components of the structured address are not available as separate

Entity/Field Name	DataType	Cardinality		Description	Remarks
		min	max		
					information

Table 37: Data elements and attributes of FLUX_STRUCTURED_ADDRESS

7.1.15.13. FLUX_Characteristic entity

Description: Entity used to provide information of a prominent attribute or aspect of a Fisheries Language for Universal eXchange (FLUX) element.

Entity/Field Name	DataType	Cardinality		Description	Remarks
		min	max		
Type	Code	1	1	The code specifying the characteristic	When used in data element FLUX_Location <i>listID</i> =FLUX_LOCATION_CHARACTERISTIC When used in data element Fishing Activity <i>listID</i> =FA_CHARACTERISTIC
Value	Measure	0	1	The measure of the value for this FLUX characteristic.	If UN_DATA_TYPE ¹⁸ for the characteristic (specified in FLUXCharacteristic/TypeCode) is MEASURE or NUMBER. Attribute <i>unitCode</i> must be set. The <i>unitCode</i> should be defined in the list FLUX_UNIT.
Value	DateTime	0	1	The value, expressed as a date, time, date time, or other date time value, of this FLUX characteristic.	If UN_DATA_TYPE ¹⁸ for the characteristic (specified in FLUXCharacteristic/TypeCode) is DATETIME. Format must be according to the definition provided in 7.1(2).
Value	Indicator	0	1	The value, expressed as an indicator, for this FLUX characteristic.	If UN_DATA_TYPE ¹⁸ for the characteristic (specified in FLUXCharacteristic/TypeCode) is BOOLEAN.
Value	Code	0	1	The code specifying a value of this FLUX characteristic.	If UN_DATA_TYPE ¹⁸ for the characteristic (specified in FLUXCharacteristic/TypeCode) is CODE.
Value	Text	0	1	A value, expressed as text, of this FLUX characteristic.	If UN_DATA_TYPE ¹⁸ for the characteristic (specified in FLUXCharacteristic/TypeCode) is TEXT.
Value	Quantity	0	1	The value, expressed as a quantity, for this FLUX characteristic.	If UN_DATA_TYPE ¹⁸ for the characteristic (specified in FLUXCharacteristic/TypeCode) is QUANTITY.

¹⁸ Reference to UN_DATA_TYPE field in the code list (on MDR) specified in the *listID* attribute of FLUXCharacteristic/TypeCode.

Entity/Field Name	DataType	Cardinality		Description	Remarks
		min	max		
RelatedFLAP_Document	Assoc.	0	1	The Fishing Licence, Authorization or Permit (FLAP) specified for this FLUX characteristic.	If UN_DATA_TYPE ¹⁸ for the characteristic (specified in FLUXCharacteristic/TypeCode) is FLAP_DOCUMENT.
SpecifiedFLUX_Location	Assoc.	0	1	A FLUX_Location specified for this FLUX characteristic.	If UN_DATA_TYPE ¹⁸ for the characteristic (specified in FLUXCharacteristic/TypeCode) is FLUX_LOCATION.

Table 38: Data elements and attributes of FLUX_CHARACTERISTIC

7.1.15.14. Fishing_Gear entity

Description: Entity used to provide information of a fishing gear.

Entity/Field Name	DataType	Cardinality		Description	Remarks
		min	max		
Type	Code	1	1	The code specifying the type of gear	<i>listID</i> = GEAR_TYPE The type of gear shall be indicated using the codes in column 1 of Annex XI.
Role	Code	0	1	The code specifying the role of this gear in a Fishing Activity	Optional. <i>listID</i> =FA_GEAR_ROLE Use value=DEPLOYED when the Fishing_Activity Type=FISHING_OPERATION, JOINT_FISHING_OPERATION and gear is deployed. Use value=ONBOARD when the FishingActivity Type=DEPARTURE, ARRIVAL
ApplicableGear_Characteristic	Assoc.	0	*	Specific characteristics of the gear or gear deployment	The characteristics to be reported depend on the gear type and the gear role.

Table 39: Data elements and attributes of Fishing_Gear

7.1.15.15.Gear_Characteristic entity

Description: Specific characteristics of the gear or gear deployment.

Entity/Field Name	DataType	Cardinality		Description	Remarks
		min	max		
Type	Code	1	1	The code specifying the gear characteristic	<i>listID</i> = FA_GEAR_CHARACTERISTIC

Entity/Field Name	DataType	Cardinality		Description	Remarks
		min	max		
Value	Measure	0	1	The measure of the value for this GEAR characteristic.	If UN_DATA_TYPE ¹⁹ for the characteristic (specified in GearCharacteristic/TypeCode) is of type MEASURE or NUMBER. Attribute <i>unitCode</i> must be set. Use the values specified in Annex 14.1, depending on the gear code. The unitCode is defined in the list FLUX_UNIT.
Value	DateTime	0	1	The value, expressed as a date, time, date time, or other date time value, of this GEAR characteristic.	If UN_DATA_TYPE ¹⁹ for the characteristic (specified in GearCharacteristic/TypeCode) is of type DATETIME. Format must be according to the definition provided in 7.1(2).
Value	Indicator	0	1	The value, expressed as an indicator, for this GEAR characteristic.	If UN_DATA_TYPE ¹⁹ for the characteristic (specified in GearCharacteristic/TypeCode) is of type BOOLEAN.
Value	Code	0	1	The code specifying a value of this GEAR characteristic.	If UN_DATA_TYPE ¹⁹ for the characteristic (specified in GearCharacteristic/TypeCode) is of type CODE. Attribute <i>listID</i> must be set. Use the values specified in Annex 14.1.
Value	Text	0	1	A value, expressed as text, of this GEAR characteristic.	If UN_DATA_TYPE ¹⁹ for the characteristic (specified in GearCharacteristic/TypeCode) is of type TEXT.
Value	Quantity	0	1	The value, expressed as a quantity, for this GEAR characteristic.	If UN_DATA_TYPE ¹⁹ for the characteristic (specified in GearCharacteristic/TypeCode) is of type QUANTITY.

Table 40: Data elements and attributes of Gear_ Characteristic

7.1.15.16.Gear_ Problem entity

Description: Entity providing information of a matter or situation regarded as unwelcome or harmful which occurred on a fishing gear.

Entity/Field Name	DataType	Cardinality		Description	Remarks
		min	max		
Type	Code	1	1	The code specifying a type of gear problem.	<i>ListID</i> =FA_GEAR_PROBLEM
Affected	Quantity	1	1	The number of gears affected	

¹⁹ Reference to UN_DATA_TYPE field in the code list (on MDR) specified in the listID attribute of GearCharacteristic/TypeCode.

Entity/Field Name	DataType	Cardinality		Description	Remarks
		min	max		
				by this gear problem.	
RecoveryMeasure	Code	1	1	A code specifying a measure for recovering this gear problem.	ListID=FA_GEAR_RECOVERY
SpecifiedFLUX_Location	Assoc.	1	1	A FLUX_ Location specified for this Gear_ Problem.	The (last known) location where the gear problem occurred. Use POSITION to detail the exact location. See data elements and attributes in Table 35.
RelatedFishing_Gear	Assoc.	0	*	A fishing gear related to this Gear_ Problem.	Optional.

Table 41: Data elements and attributes of Gear_problem entity

7.1.15.17. Size_Distribution entity

Description: The size distribution specified for the FA_catch.

Entity/Field Name	DataType	Cardinality		Description	Remarks
		min	max		
Class	Code	1	1	The code specifying a class for this size distribution	<i>ListID</i> = FISH_SIZE_CLASS Use value "LSC" for legally sized fish. Use value "BMS" for fish below minimum conservation reference size.
Category	Code	0	1	A code specifying the size distribution of the AAP product	<i>ListID</i> = FA_BFT_SIZE_CATEGORY Mandatory under BFT rules.

Table 42: Data elements and attributes of Size_Distribution

7.1.15.18. Delimited_Period entity

Description: A period of time delimited by a start and end date.

Entity/Field Name	DataType	Cardinality		Description	Remarks
		min	max		
Start	DateTime	0	1	UTC start date of the delimited period	Format must be according to the definition provided in 7.1(2). When used in a prior notification of arrival, the date is mandatory and the time may be set to zero.
End	DateTime	0	1	UTC end date of the delimited period	Format must be according to the definition provided in 7.1(2).
Duration	Measure	0	1	Total duration of the delimited period	The total duration of the delimited period, including the unitCode. Attribute <i>unitCode</i> must be "MIN". The unitCode is defined in the list FLUX_UNIT. The value must not contain decimals.

Table 43: Data elements and attributes of Delimited_Period entity

7.1.15.19.FLAP_ Document

Entity/Field Name	DataType	Cardinality		Description	Remarks
		min	max		
Identification	Identifier	1	1	Identification of the Fishing License, Authorization or permit.	SchemeIDs must be present in the list FLAP_ID_TYPE For EU vessels under ICCAT rules: <i>SchemeID</i> =

Entity/Field Name	DataType	Cardinality		Description	Remarks
		min	max		
					ICCAT_AUTHORIZATION & Value= ICCAT authorization number

Table 44: Data elements and attributes of FLAP_ Document entity

7.2. FLUX FA Query Message

Description: The type of message which is used for querying for logbook data (ie. fishing activity report documents).

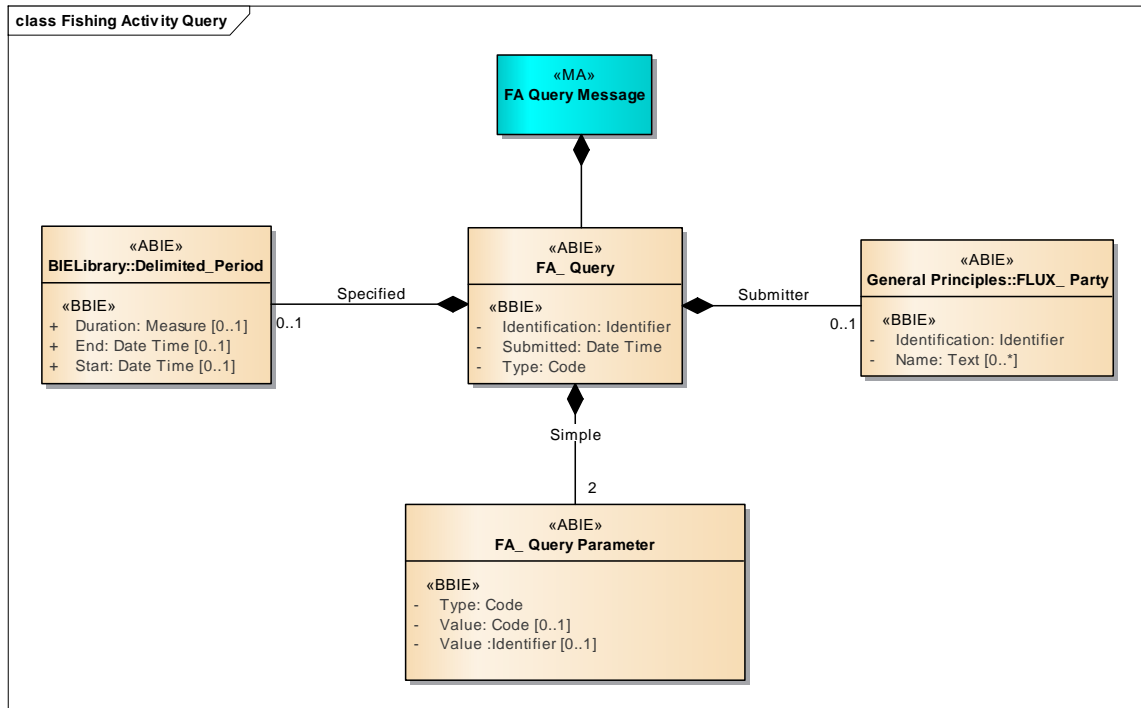


Figure 5: Class Diagram for FA Query message.

The table below describes for each field defined in the Data Model (XSD) the values that can be used.

The values mentioned in the table for *listID* refer to a specific list in the index of the MDR.

7.2.1. FA_Query

Description: Entity containing a formally raised question or request for information for Fishing Activity (FA) report document.

Entity/Field Name	DataType	Cardinality		Description	Remarks
		min	max		
Identification	Identifier	1	1	The identifier for this FA query.	<i>schemeID</i> =UUID A UUID as defined in the RFC 4122. Within the context of this document the UUID is treated as case insensitive.
Submitted	DateTime	1	1	UTC date and time when this query was submitted	Format must be according to the definition provided in 7.1(2).
Type	Code	1	1	The code specifying a type for this FA query.	<i>listID</i> =FA_QUERY_TYPE Use value=VESSEL for queries specifying a vessel identifier. Use value=TRIP for queries using a fishing trip identifier
SubmitterFLUX_Party	Assoc.	1	1	The FLUX party that submits this FA query.	See data elements and attributes in Table 46.
Specified Delimited_Period	Assoc.	0	1	The period delimiting the time frame for retrieving data	Start and end date/time included in the period. Must be provided in case query type is VESSEL. See data elements and attributes in Table 47.
SimpleFA_Query Parameter	Assoc.	2	2	A simple Fishing Activity (FA) query parameter for this query.	The following FA_QueryParameters (Type) are mandatory: VESSELID, TRIPID, CONSOLIDATED This parameter is mandatory. See data elements and attributes in Table 48.

Table 45: Data elements and attributes of FA_Query entity

Entity/Field Name	DataType	Cardinality		Description	Remarks
		min	max		
Identification	Identifier	1	1	The identifier of the FLUX party, creating this query.	<i>schemeID</i> = FLUX_GP_PARTY The Flag State, Coastal State or other party generating the query

Table 46: Data elements and attributes of FLUX_Party used in the FA_Query entity

Entity/Field Name	DataType	Cardinality		Description	Remarks
		min	max		
Start	DateTime	1	1	The start date/time in UTC of the period delimiting the time frame of the query	Format must be according to the definition provided in 7.1(2).
End	DateTime	1	1	The end date/time in UTC of the period delimiting the time frame of the query	Format must be according to the definition provided in 7.1(2). e.g. 2008-10-31T15:07:38Z (milliseconds may be provided optionally).

Table 47: Data elements and attributes of Delimited_Period used in the FA_Query entity

7.2.2. FA_ Query Parameter

Description: Entity containing information that limits or restricts the scope of a Fishing Activity (FA) query.

Entity/Field Name	DataType	Cardinality		Description	Remarks
		min	max		
Type	Code	1	1	The code specifying the type of FA_ Query Parameter.	<p><i>listID</i>=FA_QUERY_PARAMETER</p> <p>VESSELID: the identifier of the vessel for which information is requested.</p> <p>TRIPID: the identifier of the trip for which information is requested.</p> <p>CONSOLIDATED: Y to include only the latest version of the report, N otherwise.</p>
Value	Code	0	1	The value, expressed as a code, for this FA_ Query Parameter.	<p>Mandatory in case Type=CONSOLIDATED.</p> <p><i>listID</i>=BOOLEAN_TYPE</p> <p>Y = yes; include only the consolidated (latest) version of the report that matches the query criteria.</p> <p>N=no; if a report matches the criteria of the query, include all previous corrected versions of that report as part of the response</p>
Value	Identifier	0	1	The value, expressed as an identifier, for this FA_ Query Parameter.	<p>Mandatory in case FA_Query Parameter.Type= VESSELID</p> <p>Use <i>schemeID</i>=CFR or IRCS²⁰ for EU-flagged vessels</p> <p>Mandatory in case FA_QueryParameter.Type=TRIPID</p> <p><i>schemeID</i>=EU_TRIP_ID</p>

Table 48: Data elements and attributes of FA_ Query Parameter entity

²⁰ In view of international harmonization of the UN/CEFACT implementation for Fishing Activities, the Fishing Activities working group has recommended to include, in addition to the query based on CFR, the capability to query using the IRCS identification of the vessel within EU context. Only one vessel identifier may be used in one query.

7.3. FLUX Response Message

Description: The type of message which is used for responding to FLUX FA Report Messages or FLUX FA Query Messages.

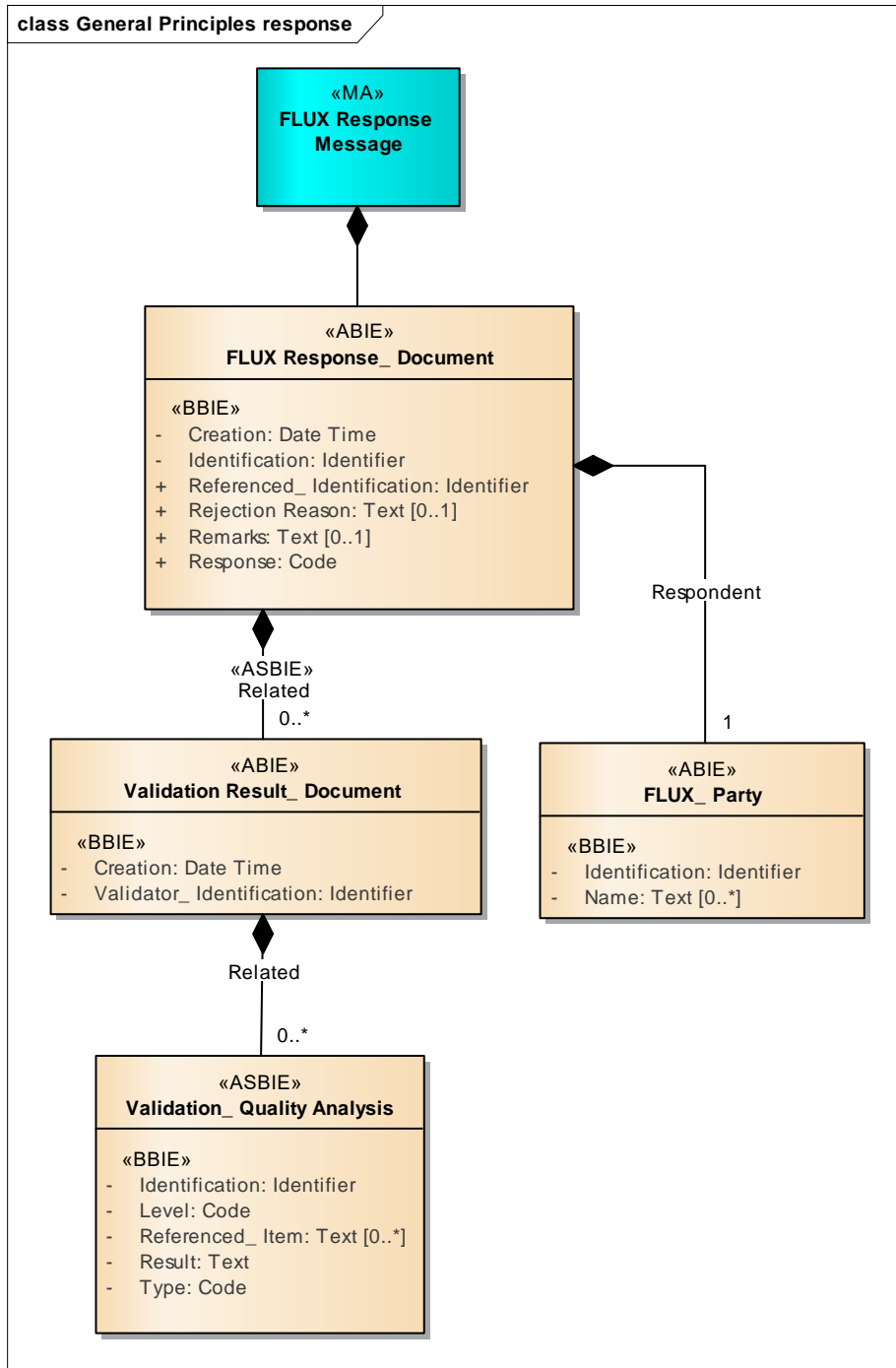


Figure 6: Class Diagram for FLUX Response message (General Principles)

7.3.1. FLUX Response_Document

Description: The type of report which is used when replying to a FLUX FA Report Message or a FLUX FA Query Message.

Entity/Field Name	DataType	Cardinality		Description	Remarks
		min	max		
Identification	Identifier	1	1	The Global Unique Identifier of the FLUX Response Message.	<i>schemeID</i> =UUID. UUID as defined in the RFC 4122. Within the context of this document the UUID is treated as case insensitive.
Referenced_identification	Identifier	1	1	The identifier of a referenced FLUX FA Report or QueryMessage, to which this FLUX Response Document refers.	Used for referencing the query message or the report message that has been validated. The <i>schemeID</i> values must be on the code list <i>FLUX_GP_MSG_ID</i> . Where available and correctly used in the original message received, the UUID shall be used as a reference. The FLUX TL ON shall be used when the UUID of the original message is not available, incorrect or incorrectly used. See section 6.5 for more information.
Creation	DateTime	1	1	The UTC date time of the creation of this FLUX Response Message.	Format must be according to the definition provided in 7.1(2).
Response	Code	1	1	The code specifying the general status of the validation process, which has been applied on the referenced FLUX FA Report or Query Message.	<i>listID</i> =FLUX_GP_RESPONSE If at least one Business Rule fails with an error (NOK), the whole FLUX FA Report or Query Message is rejected
Remarks	Text	0	1	A general textual remark related to the Response code.	Optional.
Rejection Reason	Text	0	1	A textual description of the main reason for rejection.	Optional
Related Validation Result_Document	Assoc.	0	*	The validation result document related to this FLUX response.	To be provided only in case at least one BR fails (<i>ResponseCode</i> <> OK). In principle a response holds only one validation result document, created by one validator. In exceptional cases there could be more than one. See data elements and attributes in Table 50.
Respondent FLUX_Party	Assoc.	1	1	The party owning this FLUX Report Document.	See data elements and attributes in Table 52.

Table 49: Data elements and attributes of FLUXResponse_Document entity

7.3.2. Validation Result_ Document

Entity/Field Name	DataType	Cardinality		Description	Remarks
		min	max		
Validator_ Identification	Identifier	1	1	The identifier the validating party.	<i>schemeID</i> =FLUX_GP_PARTY
Creation	DateTime	1	1	The UTC date/time of the creation of this validation report.	Format must be according to the definition provided in 7.1(2).
Related Validation_ Quality Analysis	Assoc.	0	*	The validation result document related to this FLUX response.	All failed business rules ²¹ identified during the validation process are part of FLUX Response Document. The information on the failed business rules are at the level of data field. See data elements and attributes in Table 51.

Table 50: Data elements and attributes of Validation Result_ Document entity

7.3.3. Validation_ Quality Analysis

Entity/Field Name	DataType	Cardinality		Description	Remarks
		min	max		
Identification	Identifier	1	1	Business rule identification.	See chapter 8. e.g.: FA-L00-00-0000
Level	Code	1	1	The code specifying the validation level of the business rule.	<i>listID</i> = FLUX_GP_VALIDATION_LEVEL e.g.: L00
Type	Code	1	1	The code specifying the type of error found.	<i>listID</i> = FLUX_GP_VALIDATION_TYPE e.g. Error, warning, etc.
Result	Text	1	1	Text explaining the business rule violation.	Standardized error/warning message in English. <i>Message</i> description on MDR in <i>listID</i> =FA_BR
ReferencedItem	Text	0	*	An information to locate in the XML the data causing the problem	X-path to the element(s) causing the rule to fail.

Table 51: Data elements and attributes of validation_ Quality Analysis entity

²¹ All business rules applicable to the message that failed must be included (see section 0).

7.3.4. *FLUX_Party*

Entity/Field Name	DataType	Cardinality		Description	Remarks
		min	max		
Identification	Identifier	1	1	The identifier of the party generating the response.	<i>schemeID</i> = FLUX_GP_PARTY
Name	Text	0	1	The name of the party generating the response.	Optional

Table 52: Data elements and attributes of RespondentFLUXParty entity

8. BUSINESS RULES

The list of business rules below is used to verify that the data quality of Fishing Activity messages transmitted over the FLUX system is sufficiently high to ensure their relevance. In an exchange of data between two systems without any human intervention, the principle is to give back to the sending system as much as possible feedback about the received message. Therefore it is advised to execute as many business rules as possible at the moment of reception of the message and to reply to the sender by putting in the response all the possible errors (or warnings) detected, not stopping the validation process at the first error (see also sections 6.2.1 and 6.5).

Before transmitting Fishing Activity messages, all business rules defined in this implementation document must be applied.

A business rule is applicable during a certain time period including the start and end dates of the specified period. The period during which the business rule is applicable is available on the Master Data Register page of the European Commission Fisheries website².

Messages received must be validated according to the applicable business rules at the time of their creation. The FLUX Report_Document should be validated according to the applicable business rules at the time of the FLUX_Report_Document.CreationDateTime, the FA Report_Document should be validated according to the FA_Report_Document.RelatedFLUX_Report_Document.CreationDateTime, the FA_Query message should be validated against the FA_Query.SubmittedDateTime and the FLUX Response_Document should be validated against the FLUX_response_Document.CreationDateTime. The codes and code lists valid on the abovementioned reference dates must be used by the validation process to validate the respective parts of the messages.

A business rule must be applied if the data used by the business rule is available in the message. Mandatory and conditionally mandatory data elements are identified in chapter 7. Where a data element is mandatory to be provided, given the conditions, the XML tags in the report shall be present and not be empty. Where data elements are provided while not mentioned in this implementation document, but nevertheless comply to the UN/CEFACT standard, the XML tags in the report may be ignored by the receiving party. It is therefore not mandatory to validate those data elements.

Rules related to data elements are only applicable if the data element is present, except for the rules which explicitly check the presence of a data element. Rules related to data elements of a particular entity, including the rules checking the presence of data elements, are only applicable if those entities are present. Rules checking presence of entities are applicable only if the parent entity is present.

An overloaded data element is defined as a data element communicated repetitively (based on the cardinality of the element defined in the data model) and exceeding the limit imposed by the implementation document **or that is not mentioned in the implementation document but still is compliant to the UN/FLUX standard**. In this

version of the document, there are no business rules²² defined to detect overloaded data elements and therefore to report such issue to the sender. Such data elements are ignored by the validation process. (ex: multiple CFR identifiers for a vessel in the XML: allowed by the standard but limited to one in the implementation document ...)

Validation of the format of the value of an identifier is based on the format defined for the schemeID. The format check must be applied if the format description and expression are provided for the schemeID in the Master Data Register. If it is not provided, any value provided must be considered valid.

The tables presented in the sections below must be read as follows:

- BR-ID: Business rule ID. Identifier assigned to the BR according to the following methodology: FA-Lxx-BB-CCCC
 - FA: Referring to the Fishing Activities domain
 - Lxx: The level of the business rule, where x is
 - 00: Integrity control
 - 01: Data field validation (one attribute)
 - 02: Row validation (one report)
 - 03: Content validation (coherence between reports)
 - BB: optional sub-level. This part of the numbering is used to identify the sub-levels, if FLUX domain requires the split of the business rules levels. If the domain does not require sub-level, '00' must be used.

Not used in the Fishing Activities domain.
 - CCCC: This part of BR identification represents the sequence number of the business rule in the level and/or sub-level group so it can be uniquely identified.
- Entity: the entity in the Fishing Activities data model
- Attribute: the attribute(s) name(s) of the entity used by the BR
- BR: description of the rule
- E/W: error or warning
- Note: Any relevant information to clarify the BR

²² Additional business rules can be defined in a future version

8.1. General business rules

BR-ID	Entity/Attribute	BR	E/W ²³	Note
FA-L00-00-0000	FLUXFAReportMessage, FLUXFAQueryMessage	Verifies whether or not the message is valid XML and validates against the XSD schema	E	An invalid XML message has been received. If this rule fails, the FLUX Transportation Layer operation number (SchemeID=FLUXTL_ON) shall be used as ReferencedID.
FA-L00-00-9999	FLUXFAQueryMessage	Verifies that the requester has the permission to query for the information	E	PERMISSION: The querier is not allowed access to the requested data. No FLUXFAReportMessage containing the response will be sent.
FA-L03-00-9998	FLUXFAQueryMessage	Verifies that the query will return results in a subsequent FLUXFAReportMessage	E	UNAVAILABLE: The requested data is not available. No FLUXFAReportMessage containing the response will be sent.

²³ Error/Warning

8.2. Rules for FLUXFAReportMessage entity

For the rules in this section, the reference date for checking validity of the business rules and corresponding codes and code lists is FLUXFAReportMessage/FLUXReportDocument/CreationDateTime (ie. the message creation date and time) because these rules apply to the message, not to the reports contained in it.

BR-ID	Entity/Attribute	BR	E/W	Note
FA-L00-00-0001	FLUXFAReportMessage/FLUXReportDocument/ID	Check presence. Must be present.	E	If this rule fails, the FLUX Transportation Layer operation number (SchemeID=FLUXTL_ON) shall be used as ReferencedID.
FA-L01-00-0002	FLUXFAReportMessage/FLUXReportDocument/ID	Check attribute schemeID. Must be UUID.	E	If this rule fails, the FLUX Transportation Layer operation number (SchemeID=FLUXTL_ON) shall be used as ReferencedID.
FA-L01-00-0003	FLUXFAReportMessage/FLUXReportDocument/ID	Check Format of the value. Must be according to the specified schemeID.	E	Check is case insensitive. If this rule fails, the FLUX Transportation Layer operation number (SchemeID=FLUXTL_ON) shall be used as ReferencedID.
FA-L03-00-0004	FLUXFAReportMessage/FLUXReportDocument/ID	The identification must be unique and not already exist	E	If it exists already, the contents are considered identical and the message may be ignored by the receiving party.
FA-L00-00-0005	FLUXFAReportMessage/FLUXReportDocument/CreationDateTime	Check presence. Must be present.	E	
FA-L01-00-0006	FLUXFAReportMessage/FLUXReportDocument/CreationDateTime	Check Format. Must be according to the definition provided in 7.1(2).	E	
FA-L03-00-0007	FLUXFAReportMessage/FLUXReportDocument/CreationDateTime	Date must be in the past.	W	A threshold of 10 minutes to compensate for incorrect clock synchronization of the exchanging systems must be taken into account.
FA-L00-00-0008	FLUXFAReportMessage/FLUXReportDocument/PurposeCode	Check presence. Must be present.	E	
FA-L01-00-0009	FLUXFAReportMessage/FLUXReportDocument/PurposeCode	Check attribute listID. Must be FLUX_GP_PURPOSE	E	If listID provided.
FA-L01-00-0010	FLUXFAReportMessage/FLUXReportDocument/PurposeCode	Check code. Must be value 9 (original data)	E	
FA-L00-00-0011	FLUXFAReportMessage/FLUXReportDocument/ReferencedID	Check attribute schemeID. Must be UUID.	E	
FA-L01-00-0012	FLUXFAReportMessage/FLUXReportDocument/ReferencedID	Check Format. Must be according to the specified schemeID.	E	Check is case insensitive.
FA-L03-00-0013	FLUXFAReportMessage/FLUXReportDocument/ReferencedID	The identification must exist for a FLUXFAQueryMessage	W	Only applicable if provided
FA-L00-00-0014	FLUXFAReportMessage/FLUXReportDocument/OwnerFLUXPart	Check presence. Must be present	E	

BR-ID	Entity/Attribute	BR	E/W	Note
	y/ID			
FA-L01-00-0015	FLUXFAReportMessage/FLUXR eportDocument/OwnerFLUXPart y/ID	Check attribute schemeID. Must be FLUX_GP_PARTY	E	
FA-L01-00-0627	FLUXFAReportMessage/FLUXR eportDocument/OwnerFLUXPart y/ID	Check ID value. Must be existing in the list specified in attribute schemeID.	E	
FA-L03-00-0016	FLUXFAReportMessage/FLUXR eportDocument/OwnerFLUXPart y/ID	Check if OwnerFLUXParty/ID is consistent with FLUX TL values.	E	The party sending the message must be the same as the one from the FR value of the FLUX TL envelope. Only the part before the first colon is to be considered: Eg. ABC:something => only ABC refers to the party for the purpose of this rule.
FA-L00-00-0017	FLUXFAReportMessage/FARep ortDocument	Check presence. At least one occurrence must be present.	E	

8.3. Rules for FA ReportDocument entity

For the rules in this section, the reference date for checking validity of the business rules and corresponding codes and code lists is FLUXFAReportMessage/FAReportDocument/RelatedFLUXReportDocument/CreationDateTime (ie. the report creation date and time).

BR-ID	Entity/Attribute	BR	E/W	Note
FA-L00-00-0020	FAReportDocument/TypeCode, FAReportDocument/RelatedFLUXReportDocument/PurposeCode	Check presence. Must be present in case of a new report or a correction.	E	PurposeCode 9 or 5.
FA-L01-00-0021	FAReportDocument/TypeCode	Check attribute listID. Must be FLUX_FA_REPORT_TYPE	E	
FA-L01-00-0022	FAReportDocument/TypeCode	Check code. Must be existing in the list specified in attribute listID.	E	
FA-L00-00-0023	FAReportDocument/RelatedReportID	Check presence of attribute schemeID. Must be present.	E	
FA-L01-00-0024	FAReportDocument/RelatedReportID	Identifier must comply to the schemeID rules	E	
FA-L00-00-0025	FAReportDocument/AcceptanceDateTime	Check presence. Must be present.	E	
FA-L01-00-0026	FAReportDocument/AcceptanceDateTime	Check Format. Must be according to the definition provided in 7.1(2)	E	Include the check if the date provided exists.
FA-L03-00-0027	FAReportDocument/AcceptanceDateTime	Date must be in the past	W	A threshold of 10 minutes to compensate for incorrect clock synchronization of the exchanging systems must be taken into account.
FA-L01-00-0028	FAReportDocument/RelatedFLUXReportDocument	Check presence. Must be present.	E	
FA-L01-00-0029	FAReportDocument/RelatedFLUXReportDocument/ID	Check attribute schemeID. Must be UUID.	E	
FA-L01-00-0030	FAReportDocument/RelatedFLUXReportDocument/ID	Check Format. Must be according to the specified schemeID.	E	Check is case insensitive.
FA-L00-00-0032	FAReportDocument/RelatedFLUXReportDocument/PurposeCode	Check presence. Must be present	E	
FA-L01-00-0033	FAReportDocument/RelatedFLUXReportDocument/PurposeCode	Check attribute listID. Must be FLUX_GP_PURPOSE	E	
FA-L01-00-0034	FAReportDocument/RelatedFLUXReportDocument/PurposeCode	Check code. Must be existing in the list specified in attribute listID	E	
FA-L03-00-0035	FAReportDocument/RelatedFLUXReportDocument/ReferencedID, FAReportDocument/RelatedFLUXReportDocument/PurposeCode	Check presence. Must be present if correction, deletion or cancellation of an earlier report. PurposeCode = 1, 3 or 5.	E	
FA-L01-00-0036	FAReportDocument/RelatedFLUXReportDocument/ReferencedID	Check attribute schemeID. Must be UUID.	E	
FA-L01-00-0037	FAReportDocument/RelatedFLUXReportDocument/ReferencedID	Check Format. Must be according to the specified schemeID.	E	Check is case insensitive.
FA-L03-00-0038	FAReportDocument/RelatedFLUXReportDocument/ReferencedID	Must be an identifier of an accepted ²⁴ report	W	Only corrections, cancellations and deletions for acknowledged reports

²⁴ The rule FA-L03-00-0038 will fail in case a correction, cancellation or deletion report is received that is referring to an original report that is not previously accepted. For such correction, cancellation or deletion reports that are provided in the same message as the original report this rule shall not fail if the original report referred to has no errors (rule with severity ERR fails) and as such would not cause the whole message to be rejected with response code NOK.

BR-ID	Entity/Attribute	BR	E/W	Note
FA-L00-00-0039	FAReportDocument/RelatedFLUXReportDocument/CreationDate Time	Check presence. Must be present.	E	
FA-L01-00-0040	FAReportDocument/RelatedFLUXReportDocument/CreationDate Time	Check Format. Must be according to the definition provided in 7.1(2)	E	
FA-L03-00-0041	FAReportDocument/RelatedFLUXReportDocument/CreationDate Time	Date must be in the past.	W	A threshold of 10 minutes to compensate for incorrect clock synchronization of the exchanging systems must be taken into account.
FA-L02-00-0042	FAReportDocument/Acceptance Date/Time, FAReportDocument/RelatedFLUXReportDocument/CreationDate Time	Acceptance date/time must be before Creation date/time	E	A threshold of 10 minutes to compensate for incorrect clock synchronization of the exchanging systems must be taken into account.
FA-L00-00-0043	FAReportDocument/RelatedFLUXReportDocument/OwnerFLUX Party/ID	Check presence. Must be present	E	
FA-L01-00-0044	FAReportDocument/RelatedFLUXReportDocument/OwnerFLUX Party/ID	Check attribute schemeID. Must be FLUX_GP_PARTY	E	
FA-L01-00-0628	FAReportDocument/RelatedFLUXReportDocument/OwnerFLUX Party/ID	Check ID value. Must be existing in the list specified in attribute schemeID.	E	
FA-L02-00-0045	FAReportDocument/RelatedFLUXReportDocument/OwnerFLUX Party/ID, FLUXFAReportMessage/FLUXReportDocument/OwnerFLUX Party/ID	Check if FAReportDocument/RelatedFLUXReportDocument/OwnerFLUXParty/ID (owner of the report) is consistent with FLUXFAReportMessage/FLUXReportDocument/OwnerFLUXParty/ID (party sending the message) .	W	Both values must be identical, except where FLUXFAReportMessage/FLUXReportDocument/OwnerFLUXParty/ID starts with letter "X". Eg. XEU, XFA.
FA-L00-00-0046	FAReportDocument/SpecifiedVesselTransportMeans, FAReportDocument/PurposeCode	SpecifiedVesselTransportMeans must be present, unless deletion or cancellation report.	E	If purposeCode 9 or 5, this entity is mandatory
FA-L00-00-0047	FAReportDocument/SpecifiedFishingActivity	Check presence. Must be present, unless deletion or cancellation report.	E	If purposeCode 9 or 5, there must be exactly one occurrence, except for fishing operations (code FISHING_OPERATION or JOINT_FISHING_OPERATION) occurring on the same day.

8.4. Rules for VesselTransportMeans

For the rules in this section, the reference date for checking validity of the business rules and corresponding codes and code lists is FLUXFAReportMessage/FAReporDocument/RelatedFLUXReportDocument/CreationDate/CreationTime (ie. the report creation date and time).

BR-ID	Entity/Attribute	BR	E/W	Note
FA-L00-00-0050	VesselTransportMeans/ID	Check presence. At least one identifier must be present.	E	
FA-L01-00-0051	VesselTransportMeans/ID	Check schemeID. SchemeIDs must be present in the list FLUX_VESSEL_ID_TYPE	E	
FA-L01-00-0052	VesselTransportMeans/ID	Check Format. Must be according to the specified schemeID.	E	
FA-L01-00-0636	VesselTransportMeans/ID	Check value of ID. If schemeID=UVI, the checkbit in the ID value must be valid.	E	Specifications of the IMO (UVI) number and calculation of the checkbit are described in annex 14.5.
FA-L00-00-0055	VesselTransportMeans/RoleCode	Check presence. Must be present if used in entity Specified FishingActivity/RelatedVesselTransportMeans.	E	This rule only applies to vessels related to the main fishing activity and not to its sub-activities. Conditions for RoleCode for the reporting vessel (i.e. used in FAReporDocument /SpecifiedVesselTransportMeans) are specified elsewhere.
FA-L01-00-0056	VesselTransportMeans/RoleCode	Check attribute listID. Must be FA_VESSEL_ROLE	E	
FA-L01-00-0057	VesselTransportMeans/RoleCode	Check code. Must be existing in the list specified in attribute listID	E	
FA-L00-00-0058	VesselTransportMeans/Registration VesselCountry/ID	Check presence. Must be present	E	
FA-L01-00-0059	VesselTransportMeans/Registration VesselCountry/ID	Check schemeID. Must be TERRITORY	E	
FA-L01-00-0060	VesselTransportMeans/Registration VesselCountry/ID	Check code. Must be existing in the list specified in attribute schemeID	E	
FA-L03-00-0630	SpecifiedVesselTransportMeans/ID, SpecifiedVesselTransportMeans/ RegistrationVesselCountry/ID	SpecifiedVesselTransportMeans/ID with schemeID=CFR (and value = CFR nb) must be present if SpecifiedVesselTransportMeans/RegistrationVesselCountry/ID is on the code list MEMBER_STATE.	E	Only applicable to entity FAReporDocument / Specified VesselTransportMeans. Reporting EU fishing vessels must provide CFR
FA-L03-00-0631	RelatedVesselTransportMeans/ID , RelatedVesselTransportMeans/RegistrationVesselCountry/ID, FishingActivity/TypeCode	RelatedVesselTransportMeans/ID with schemeID=CFR (and value = CFR nb) must be present if (1) FishingActivity/TypeCode is not RELOCATION nor TRANSHIPMENT and (2) RelatedVesselTransportMeans/RegistrationVesselCountry/ID is on the code list MEMBER_STATE.	E	Only applicable to entity FishingActivity/ Related VesselTransportMeans. EU vessels involved in fishing activities, except in transshipments and relocations/transfers, must provide CFR.
FA-L03-00-0632	RelatedVesselTransportMeans/ID ,	At least 2 occurrences of RelatedVesselTransportMeans/ID must	E	Only applicable to entity

BR-ID	Entity/Attribute	BR	E/W	Note
	RelatedVesselTransportMeans/RegistrationVesselCountry/ID, FishingActivity/TypeCode	be present; One with schemeID=IRCS and one with schemeID=EXT_MARK if (1) RelatedVesselTransportMeans/ID with schemeID=CFR is not provided and (2) RelatedVesselTransportMeans/RegistrationVesselCountry/ID is on the code list MEMBER_STATE.		FishingActivity/ Related VesselTransport Means. EU vessels that do not have a CFR should provide IRCS and External Marking (i.e. some vessels involved in transshipments and relocations/transfers).
FA-L03-00-0633	RelatedVesselTransportMeans/ID, RelatedVesselTransportMeans/RegistrationVesselCountry/ID, FishingActivity/TypeCode	RelatedVesselTransportMeans/ID with schemeID=UVI (and value=IMO) must be present if (1) RelatedVesselTransportMeans/RegistrationVesselCountry/ID is not on the code list MEMBER_STATE and (2) FishingActivity/TypeCode is TRANSHIPMENT.	E	Only applicable to entity FishingActivity/ Related VesselTransport Means. Non-EU vessels involved in transshipments should have a UVI (IMO number).
FA-L03-00-0634	SpecifiedVesselTransportMeans/ID, SpecifiedVesselTransportMeans/RegistrationVesselCountry/ID, FishingActivity/TypeCode	At least 2 occurrences of SpecifiedVesselTransportMeans/ID must be present; One with schemeID=IRCS and one with schemeID=EXT_MARK if SpecifiedVesselTransportMeans/RegistrationVesselCountry/ID is not on the code list MEMBER_STATE.	E	Only applicable to entity FAReportDocument/ Specified VesselTransportMeans. Non-EU vessels reporting activities should include at least IRCS and EXT_MARK.
FA-L03-00-0635	RelatedVesselTransportMeans/ID, RelatedVesselTransportMeans/RegistrationVesselCountry/ID, FishingActivity/TypeCode	At least 2 occurrences of RelatedVesselTransportMeans/ID must be present; One with schemeID=IRCS and one with schemeID=EXT_MARK if RelatedVesselTransportMeans/RegistrationVesselCountry/ID is not on the code list MEMBER_STATE.	E	Only applicable to entity FishingActivity/ Related VesselTransport Means. Non-EU vessels involved in activities should report at least IRCS and EXT_MARK.
FA-L03-00-0062	VesselTransportMeans/ID, RegistrationVesselCountry/ID	The vessel identification and registration location (flag state) must be consistent	W	
FA-L03-00-0064	VesselTransport Means/ID, RegistrationVesselCountry/ID	If CFR, the vessel should be in the EU fleet register under the flag state at the report creation date	W	
FA-L03-00-0065	VesselTransport Means/ID, RegistrationVesselCountry/ID	If ICCAT, the vessel should exist at report creation date in the register of ICCAT vessels (if available) under the flag state	W	If a register is available
FA-L03-00-0637	VesselTransport Means/ID, RegistrationVesselCountry/ID	If IRCS & External Marking are provided, the vessel should exist in the vessel register at report creation date under the flag state	W	
FA-L03-00-0638	VesselTransport Means/ID, RegistrationVesselCountry/ID	If UVI is provided, the vessel should exist in the vessel register at report creation date under the flag state	W	
FA-L00-00-0067	VesselTransportMeans/SpecifiedContactParty	Check presence. Must be present if used in entity FAReportDocument/SpecifiedVesselTransportMeans	E	
FA-L00-00-0620	VesselTransportMeans/SpecifiedContactParty/SpecifiedContactPerson	Check presence. Must be present if used in entity FAReportDocument/SpecifiedVesselTransportMeans	E	Mandatory for the reporting vessel.

BR-ID	Entity/Attribute	BR	E/W	Note
FA-L00-00-0068	VesselTransportMeans/SpecifiedContactParty, VesselTransportMeans/RoleCode	Check presence. Must be present if VesselTransportMeans/RoleCode is PAIR_FISHING_PARTNER	E	Must be present in case of pair fishing operations
FA-L00-00-00621	VesselTransportMeans/SpecifiedContactParty/SpecifiedContactPerson, VesselTransportMeans/SpecifiedContactParty/RoleCode	Check presence. Must be present if VesselTransportMeans/RoleCode="PAIR_FISHING_PARTNER".	E	Mandatory for vessels with pair fishing partner role.
FA-L00-00-0069	VesselTransportMeans/SpecifiedContactParty/RoleCode	Check listID. Must be FLUX_CONTACT_ROLE	E	e.g. MASTER, ...
FA-L01-00-0070	VesselTransportMeans/SpecifiedContactParty/RoleCode	Check code. Must be existing in the list specified in attribute listID	E	
FA-L02-00-0071	VesselTransportMeans/SpecifiedContactParty/RoleCode	Must be MASTER or AGENT if used in entity FAReportDocument/SpecifiedVesselTransportMeans	W	
FA-L00-00-0072	VesselTransportMeans/SpecifiedContactParty/SpecifiedContactPerson/GivenName, VesselTransportMeans/SpecifiedContactParty/SpecifiedContactPerson/Alias	Check presence. Must be present if AliasText is not present.	E	
FA-L00-00-0074	VesselTransportMeans/SpecifiedContactParty/SpecifiedContactPerson/FamilyName, VesselTransportMeans/SpecifiedContactParty/SpecifiedContactPerson/Alias	Check presence. Must be present if Alias is not present	E	
FA-L00-00-0076	VesselTransportMeans/SpecifiedContactParty/SpecifiedContactPerson/Alias, VesselTransportMeans/SpecifiedContactParty/SpecifiedContactPerson/GivenName, VesselTransportMeans/SpecifiedContactParty/SpecifiedContactPerson/FamilyName	Check presence. Must be present if GivenName or FamilyName is not present.	E	In some cases the name of the master is not available as first and last name, but as one text field containing a concatenation of both.
FA-L01-00-0077	VesselTransportMeans/SpecifiedContactParty/SpecifiedContactPerson/Alias	Non-empty	E	In some cases the name of the master is not available as first and last name, but as one text field containing a concatenation of both.
FA-L00-00-0078	VesselTransportMeans/SpecifiedContactParty/SpecifiedStructuredAddress	Check presence. Must be present if used in entity FAReportDocument/SpecifiedVesselTransportMeans/SpecifiedContactParty	E	ie. The master of the reporting vessel

8.5. Rules for StructuredAddress

For the rules in this section, the reference date for checking validity of the business rules and corresponding codes and code lists is FLUXFAReportMessage/FAReportDocument/RelatedFLUXReportDocument/CreationDate/CreationTime (ie. the report creation date and time).

BR-ID	Entity/Attribute	BR	E/W	Note
FA-L00-00-0080	StructuredAddress/Streetname, StructuredAddress/PostOfficeBox	Check presence. Must be present unless PostOfficeBox is present and not empty.	W	A post office box (commonly referred to as a P.O. box or a postal box) is a uniquely

BR-ID	Entity/Attribute	BR	E/W	Note
				addressable lockable box located on the premises of a post office station.
FA-L01-00-0081	StructuredAddress/Streetname	Non-empty	E	
FA-L00-00-0082	StructuredAddress/PostalArea	Check presence. Must be present, except if CountryID = IRL (Ireland) ²⁵	W	
FA-L01-00-0083	StructuredAddress/PostalArea	Non-empty	E	
FA-L00-00-0084	StructuredAddress/CityName	Check presence. Must be present	W	
FA-L01-00-0085	StructuredAddress/CityName	Non-empty	E	
FA-L00-00-0086	StructuredAddress/CountryID	Check presence. Must be present	W	
FA-L00-00-0087	StructuredAddress/CountryID	Check schemeID. Must be TERRITORY	E	
FA-L01-00-0088	StructuredAddress/CountryID	Check code. Must be existing in the list specified in attribute schemeID	E	
FA-L00-00-0089	StructuredAddress/PlotIdentification	Check presence. Should be present.	W	House number not available in some cases.

8.6. Rules for FishingActivity entity

For the rules in this section, the reference date for checking validity of the business rules and corresponding codes and code lists is FLUXFAReportMessage/FAReportDocument/RelatedFLUXReportDocument/CreationDateTime (ie. the report creation date and time).

BR-ID	Entity/Attribute	BR	E/W	Note
FA-L00-00-0090	FishingActivity/TypeCode	Check presence. Must be present.	E	
FA-L01-00-0091	FishingActivity/TypeCode	Check attribute listID. Must be FLUX_FA_TYPE	E	
FA-L01-00-0092	FishingActivity/TypeCode	Check code. Must be existing in the list specified in attribute listID	E	
FA-L02-00-0093	FishingActivity/TypeCode	If used as sub-activity the type can only be GEAR_SHOT, GEAR_RETRIEVAL, RELOCATION, START_ACTIVITY	W	
FA-L01-00-0094	FishingActivity/OccurrenceDateTime	Check Format. Must be according to the definition provided in 7.1(2)	E	If provided. In some cases, depending on fishing activity type, a delimited period must be used instead.
FA-L02-00-0095	FishingActivity/OccurrenceDateTime, FishingActivity/RelatedFishingActivity/OccurrenceDateTime, FishingActivity/DelimitedPeriod/	Check presence. Must be present if RelatedFishingActivity/OccurrenceDateTime is not present or if DelimitedPeriod/StartDateTime and DelimitedPeriod/EndDateTime are not	E	There must be either an OccurrenceDateTime or a DelimitedPeriod/StartDateTime

²⁵ In Ireland postal codes have only been introduced in July 2015 and are not mandatory to use. For more information: <http://www.eircode.ie/what-is-eircode> (source: SFPA, 24/02/2016)

BR-ID	Entity/Attribute	BR	E/W	Note
	StartDateTime, FishingActivity/DelimitedPeriod/ EndTime, FishingActivity/RelatedFishingA ctivity/DelimitedPeriod/StartDate Time, FishingActivity/RelatedFishingA ctivity/DelimitedPeriod/EndTime	present or if RelatedFishingActivity/DelimitedPeriod /StartDateTime or RelatedFishingActivity/DelimitedPeriod /EndTime is not present.		rtDateTime & EndTime present either on parent activity or on all child activities (RelatedFishingActi vity)
FA-L02-00-0096	FishingActivity/RelatedFLUXLo cation, FishingActivity/RelatedFishingA ctivity/RelatedFLUXLocation	FishingActivity/RelatedFLUXLocation must be present if RelatedFishingActivity/RelatedFLUXL ocation is not present	E	there must always be a location for each activity.
FA-L01-00-0097	FishingActivity/ReasonCode	Check code. Must be existing in the list specified in attribute listID	E	Verifies if the code belongs to the code list mentioned in the ListID.
FA-L00-00-0098	FishingActivity/FisheryTypeCod e	Check attribute listID. Must be FA_FISHERY	E	
FA-L01-00-0099	FishingActivity/FisheryTypeCod e	Check code. Must be existing in the list specified in attribute listID	E	
FA-L00-00-0100	FishingActivity/SpeciesTargetCo de	Check attribute listID. Must be FAO_SPECIES or TARGET_SPECIES_GROUP	E	
FA-L02-00-0600	FishingActivity/SpeciesTargetCo de, FishingActivity/TypeCode, FAReportDocument/TypeCode	Check attribute listID. Must be TARGET_SPECIES_GROUP if FishingActivity/TypeCode = AREA_ENTRY and FAReportDocument/TypeCode = DECLARATION	E	
FA-L02-00-0601	FishingActivity/SpeciesTargetCo de, FishingActivity/TypeCode, FAReportDocument/TypeCode	Check attribute listID. Must be FAO_SPECIES if FishingActivity/TypeCode = (FISHING_OPERATION, JOINT_FISHING_OPERATION or AREA_EXIT) and FAReportDocument/TypeCode = DECLARATION	E	
FA-L01-00-0101	FishingActivity/SpeciesTargetCo de	Check code. Must be existing in the list specified in attribute listID	E	
FA-L01-00-0102	FishingActivity/VesselRelatedAc tivityCode	Check attribute listID. Must be VESSEL_ACTIVITY	E	
FA-L01-00-0103	FishingActivity/VesselRelatedAc tivityCode	Check code. Must be existing in the list specified in attribute listID	E	
FA-L01-00-0104	FishingActivity/OperationsQuanti ty	Must be a positive integer ²⁶ number or zero (>=0)	E	
FA-L01-00-0105	FishingActivity/SpecifiedDelimit edPeriod/DurationMeasure	Must be a positive number or zero (>=0)	E	
FA-L01-00-0106	FishingActivity/SpecifiedDelimit edPeriod/DurationMeasure	Check attribute unitCode. Must be MIN (minutes)	W	Duration expressed in minutes
FA-L02-00-0107	FishingActivity/SpecifiedDelimit edPeriod/StartDateTime, FishingActivity/TypeCode, FAReportDocument/TypeCode	StartDateTime must be present if FishingActivity/TypeCode is LANDING or TRANSHIPMENT declaration	E	
FA-L02-00-0108	FishingActivity/SpecifiedDelimit edPeriod/EndTime, FishingActivity/TypeCode, FAReportDocument/TypeCode	EndTime must be present if FishingActivity/TypeCode is LANDING or TRANSHIPMENT declaration	E	
FA-L00-00-0111	FishingActivity/SpecifiedFishing Trip	Check presence. Must be present unless used as RelatedFishingActivity/SpecifiedFishin gTrip.	E	One occurrence. Must be present if not a sub-activity.

²⁶ Integer numbers are numbers without fractions. They should be provided in the reports without decimals.

BR-ID	Entity/Attribute	BR	E/W	Note
FA-L02-00-0112	FishingActivity/RelatedFishingActivity, FishingActivity/TypeCode, FAReportDocument/TypeCode	Check presence. May only be present if FishingActivity/TypeCode is FISHING_OPERATION (DECLARATION), JOINT_FISHING_OPERATION (DECLARATION) and AREA_ENTRY (NOTIFICATION)	W	May only be present for (joint) fishing operation declaration and, area entry notification
FA-L02-00-0649	FishingActivity/RelatedFishingActivity/RelatedFLUXLocation, FishingActivity/RelatedFishingActivity/TypeCode	Check presence. At least one occurrence must be present if RelatedFishingActivity/TypeCode= GEAR_SHOT or GEAR_RETRIEVAL, the main activity is fishing operation declaration.	E	In case RelatedActivity is present with TypeCode=GEAR_SHOT or GEAR_RETRIEVAL, it must contain a RelatedFLUXLocation
FA-L02-00-0548	FishingActivity/RelatedFishingActivity/RelatedFLUXLocation/TypeCode, FishingActivity/RelatedFishingActivity/TypeCode	Check value of RelatedFishingActivity/RelatedFLUXLocation/TypeCode. If RelatedFishingActivity/TypeCode= GEAR_SHOT and the activity is fishing operation declaration, there must be at least one occurrence with TypeCode=POSITION	E	Start position
FA-L02-00-0549	FishingActivity/RelatedFishingActivity/RelatedFLUXLocation/TypeCode, FishingActivity/RelatedFishingActivity/TypeCode	Check value of RelatedFishingActivity/RelatedFLUXLocation/TypeCode If RelatedFishingActivity/TypeCode= GEAR_RETRIEVAL SHOT and the activity is fishing operation declaration, there must be at least one occurrence with TypeCode=POSITION	E	End position.
FA-L01-00-0113	FishingActivity/SpecifiedFLUXCharacteristic/TypeCode	Check attribute listID. Must be FA_CHARACTERISTIC if used in entity FishingActivity	E	If provided
FA-L02-00-0622	FishingActivity/SpecifiedFACatch, FishingActivity/TypeCode, FAReportDocument/TypeCode	Check presence. At least 1 occurrence must be present if (1) [FishingActivity/TypeCode = RELOCATION or TRANSHIPMENT] Or (2) [FishingActivity/TypeCode = (DISCARD or LANDING) and FAReportDocument/TypeCode = DECLARATION]	E	Must be present for transhipment (decl/not), relocation (decl/not), discard (decl), landing (decl).
FA-L00-00-0640	FishingActivity/SpecifiedFLUXCharacteristic, FishingActivity/SpecifiedFLUXCharacteristic/TypeCode	Check presence. At most one occurrence of FishingActivity/SpecifiedFLUXCharacteristic with the same value of TypeCode may be present.	E	Multiple SpecifiedFLUXCharacteristic entities may be present as long as their TypeCode is different.
FA-L02-00-0642	FishingActivity/SpecifiedFishingGear, FishingActivity/TypeCode	Check presence. At most one occurrence if FishingActivity/TypeCode= FISHING_OPERATION, JOINT_FISHING_OPERATION, GEAR_SHOT, GEAR_RETRIEVAL, START_ACTIVITY	E	0 or 1 SpecifiedFishingGear for a FishingActivity
FA-L00-00-0644	FishingActivity/SpecifiedFishingGear, FishingActivity/SpecifiedFACatch	Check presence. Must be present if FishingActivity/SpecifiedFACatch is present and FishingActivity/TypeCode= FISHING_OPERATION, JOINT_FISHING_OPERATION, GEAR_SHOT, GEAR_RETRIEVAL, START_ACTIVITY.	E	The gear must be specified if catches are declared in the activity.
FA-L02-00-0645	FishingActivity/SpecifiedDelimitedPeriod, FishingActivity/TypeCode, FAReportDocument/TypeCode	Check presence. Must be present if FishingActivity/TypeCode = (LANDING or TRANSHIPMENT) and FAReportDocument/TypeCode = DECLARATION	E	The entity delimited period is mandatory for landing and transhipment
FA-L02-00-0656	FishingActivity/RelatedFLUXLocation/ID	Check attribute schemeID. At most one occurrence can be FAO_AREA for all	E	Only one FAO_AREA

BR-ID	Entity/Attribute	BR	E/W	Note
		RelatedFLUXLocations to this FishingActivity entity (excluding sub-activities).		declaration is allowed per activity.
FA-L02-00-0657	FishingActivity/RelatedFLUXLocation/ID	Check attribute schemeID. At most one occurrence can be GFCM_GSA for all RelatedFLUXLocations to this FishingActivity entity (excluding sub-activities).	E	Only one GFCM_GSA area declaration is allowed per activity.
FA-L02-00-0658	FishingActivity/RelatedFLUXLocation/ID	Check attribute schemeID. At most one occurrence can be EFFORT_ZONE for all RelatedFLUXLocations to this FishingActivity entity (excluding sub-activities).	E	Only one EFFORT_ZONE declaration is allowed per activity.
FA-L02-00-0659	FishingActivity/RelatedFLUXLocation/ApplicableFLUXCharacteristic, FishingActivity/RelatedFLUXLocation/ID	Check presence. ApplicableFLUXCharacteristic must be present if more than one occurrence of RelatedFLUXLocation/ID is present with the same attribute schemeID.	E	If more than one location of the same type is reported, a location characteristic (marking) has to be present.
FA-L02-00-0660	FishingActivity/RelatedFLUXLocation/ApplicableFLUXCharacteristic/TypeCode, FishingActivity/RelatedFLUXLocation/ID	Check value of ApplicableFLUXCharacteristic/TypeCode. It must be MAIN_AREA if more than one occurrence of RelatedFLUXLocation/ID is present with the same attribute schemeID.	E	If more than one location of the same type is reported, the location characteristic (marking) provided must be MAIN_AREA

8.7. Rules for FishingGear entity

For the rules in this section, the reference date for checking validity of the business rules and corresponding codes and code lists is FLUXFAReportMessage/FAReportDocument/RelatedFLUXReportDocument/CreationDate/Time (ie. the report creation date and time).

BR-ID	Entity/Attribute	BR	E/W	Note
FA-L01-00-0120	FishingGear/TypeCode	Check attribute listID. Must be GEAR_TYPE	E	
FA-L01-00-0121	FishingGear/TypeCode	Check code. Must be existing in the list specified in attribute listID	E	
FA-L01-00-0122	FishingGear/RoleCode	Check attribute listID. Must be FA_GEAR_ROLE	E	
FA-L01-00-0134	FishingGear/RoleCode	Check code. Must be existing in the list specified in attribute listID	E	
FA-L02-00-0123	FishingGear/ApplicableGearCharacteristic, FishingGear/TypeCode	ApplicableGearCharacteristic must be present if FishingGear/TypeCode requires specific characteristics to be reported. Only applicable if used in entity FishingActivity	W	As many occurrences required as defined in the annex 14.1).

8.8. Rules for GearCharacteristic entity

For the rules in this section, the reference date for checking validity of the business rules and corresponding codes and code lists is

FLUXFAReporMessage/FAReporDocument/RelatedFLUXReportDocument/CreationDate
ateTime (ie. the report creation date and time).

BR-ID	Entity	BR	E/W	Note
FA-L00-00-0124	GearCharacteristic/TypeCode	Check presence. Must be present.	E	
FA-L01-00-0125	GearCharacteristic/TypeCode	Check attribute listID. Must be FA_GEAR_CHARACTERISTIC	E	
FA-L01-00-0126	GearCharacteristic/TypeCode	Check the value of the code. Must be existing in the list specified in attribute listID	E	
FA-L00-00-0128	GearCharacteristic/ValueMeasure	If UN_DATA_TYPE ²⁷ for the characteristic (specified in GearCharacteristic/TypeCode) is MEASURE or NUMBER, ValueMeasure must be present and have a value	E	
FA-L00-00-0133	GearCharacteristic/ValueMeasure	Check attribute unitCode. The unitCode is defined in the list FLUX_UNIT. Use the value as specified in Annex 14.1.	E	
FA-L00-00-0129	GearCharacteristic/ValueIndicator	If UN_DATA_TYPE ²⁷ for the characteristic (specified in GearCharacteristic/TypeCode) is BOOLEAN, ValueIndicator must be present and have a value.	E	
FA-L00-00-0130	GearCharacteristic/ValueCode	If UN_DATA_TYPE ²⁷ for the characteristic (specified in GearCharacteristic/TypeCode) is CODE, ValueCode must be present and have a value	E	
FA-L03-00-0145	GearCharacteristic/ValueCode	Check presence of attribute listID. Must be present and have a value of an existing code list in MDR.	E	
FA-L01-00-0146	GearCharacteristic/ValueCode	Check value. Must be existing on the MDR code list specified in listID.	E	
FA-L00-00-0131	GearCharacteristic/Value	If UN_DATA_TYPE ²⁷ for the characteristic (specified in GearCharacteristic/TypeCode) is TEXT, Value must be present and non-empty.	E	
FA-L00-00-0132	GearCharacteristic/ValueQuantity	If UN_DATA_TYPE ²⁷ for the characteristic (specified in GearCharacteristic/TypeCode) is QUANTITY, ValueQuantity must be present and have a value	E	

8.9. Rules for GearProblem entity

For the rules in this section, the reference date for checking validity of the business rules and corresponding codes and code lists is FLUXFAReporMessage/FAReporDocument/RelatedFLUXReportDocument/CreationDate
ateTime (ie. the report creation date and time).

BR-ID	Entity/Attribute	BR	E/W	Note
-------	------------------	----	-----	------

²⁷ Reference to UN_DATA_TYPE field in the FA_GEAR_CHARACTERISTIC code list on MDR.

BR-ID	Entity/Attribute	BR	E/W	Note
FA-L00-00-0135	GearProblem/TypeCode	Check presence. Must be present.	E	
FA-L01-00-0136	GearProblem/TypeCode	Check attribute listID. Must be FA_GEAR_PROBLEM.	E	
FA-L01-00-0137	GearProblem/TypeCode	Check code. Must be existing in the list specified in attribute listID.	E	
FA-L00-00-0138	GearProblem/AffectedQuantity	Check presence. Must be present.	E	
FA-L01-00-0139	GearProblem/AffectedQuantity	Must be a strict positive integer ²⁶ (page 2) number. (>0)	E	
FA-L00-00-0140	GearProblem/RecoveryMeasureCode	Check presence. Must be present.	E	
FA-L01-00-0141	GearProblem/RecoveryMeasureCode	Check attribute listID. Must be FA_GEAR_RECOVERY.	E	
FA-L01-00-0142	GearProblem/RecoveryMeasureCode	Check code. Must be existing in the list specified in attribute listID	E	
FA-L00-00-0143	GearProblem/SpecifiedFLUXLocation	Check presence. Must be present.	E	
FA-L00-00-0144	GearProblem/SpecifiedFLUXLocation/TypeCode	Must be POSITION	E	

8.10. Rules for FACatch entity

For the rules in this section, the reference date for checking validity of the business rules and corresponding codes and code lists is FLUXFAReportMessage/FAReportDocument/RelatedFLUXReportDocument/CreationDate/CreationTime (ie. the report creation date and time).

BR-ID	Entity/Attribute	BR	E/W	Note
FA-L00-00-0150	FACatch/TypeCode	Check presence. Must be present.	E	
FA-L01-00-0151	FACatch/TypeCode	Check attribute listID. Must be FA_CATCH_TYPE	E	
FA-L01-00-0152	FACatch/TypeCode	Check code. Must be existing in the list specified in attribute listID	E	
FA-L00-00-0153	FACatch/SpeciesCode	Check presence. Must be present.	E	
FA-L01-00-0154	FACatch/SpeciesCode	Check attribute listID. Must be FAO_SPECIES.	E	
FA-L01-00-0155	FACatch/SpeciesCode	Check code. Must be existing in the list specified in attribute listID	E	
FA-L02-00-0156	FACatch/UnitQuantity, FACatch/WeightMeasure, FACatch/AppliedAAPProcess/ResultAAPProduct/WeightMeasure	UnitQuantity must be present if live weight nor product weight are present. For info: (Live) weight: FACatch/WeightMeasure; (Live) nb of fish: FACatch/UnitQuantity; (Product) weight: FACatch/AppliedAAPProcess/ResultAAPProduct/WeightMeasure	E	If AppliedAAPProcess/ResultAAPProduct/WeightMeasure not present, fail only if both UnitQuantity and WeightMeasure are not present.
FA-L02-00-0157	FACatch/UnitQuantity, FishingActivity/TypeCode, FACatch/SpeciesCode, FishingActivity/RelatedFLUXLocation/ID	UnitQuantity must be present if FishingActivity/TypeCode is not LANDING nor TRANSHIPMENT and FACatch/SpeciesCode = SAL and the schemeID of FishingActivity/RelatedFLUXLocation/ID is FAO_AREA and the ID value is 27.3.d (and any sub-divisions)	W	Units (number of fish) must be provided for Salmon in the Baltic sea
FA-L02-00-0410	FACatch/UnitQuantity, FishingActivity/TypeCode, FACatch/SpeciesCode, FishingActivity/RelatedFLUXLocation/ID	UnitQuantity must be present if FishingActivity/TypeCode is not LANDING nor TRANSHIPMENT and FACatch/SpeciesCode is BFT and at least one area has schemeID of FishingActivity/RelatedFLUXLocation/ID equal to GFCM_GSA and a valid value	W	Units (number of fish) must be provided for Bluefin tuna in GFCM. This rule only applies to catches related to the main fishing activity, not the related fishing activity.
FA-L02-00-0411	FACatch/UnitQuantity, FishingActivity/TypeCode, FACatch/SpeciesCode, FishingActivity/RelatedFLUXLocation/ID	UnitQuantity must be present if FishingActivity/TypeCode is not LANDING nor TRANSHIPMENT and FACatch/SpeciesCode is SWO and at least one area has schemeID of FishingActivity/RelatedFLUXLocation/ID equal to GFCM_GSA and valid value.	W	Units (number of fish) must be provided for Swordfish in GFCM. This rule only applies to catches related to the main fishing activity, not the related fishing activity.
FA-L01-00-0158	FACatch/UnitQuantity, FishingActivity/TypeCode	Must be positive integer ²⁶ (page 2) number or zero (>=0)	E	If provided
FA-L00-00-0159	FACatch/WeightMeasure, FACatch/TypeCode, FishingActivity/TypeCode, FAReportDocument/TypeCode	Check presence. Must be present if FishingActivity/TypeCode is not equal to (LANDING or TRANSHIPMENT declaration) and FACatch/TypeCode=(UNLOADED or LOADED).	E	For all types of activities the live weight must be reported, except for LANDING and TRANSHIPMENT declarations (for loaded and unloaded catches)

BR-ID	Entity/Attribute	BR	E/W	Note
FA-L01-00-0160	FACatch/WeightMeasure	Check attribute UnitCode. Must be KGM (kilograms)	E	
FA-L01-00-0161	FACatch/WeightMeasure	Positive number with maximum 2 decimals or zero (≥ 0)	E	
FA-L02-00-0162	FACatch/WeighingMeansCode, FACatch/SpeciesCode, FACatch/WeightMeasure FishingActivity/RelatedActivity/TypeCode, FishingActivity/TypeCode	Check presence. Must be present if species is BFT with weight > 0 (kg). The rule does not apply to relocation sub-activity nor area entry or exit (as main activity) where WeighingMeansCode is not mandatory to be reported for the catches.	E	
FA-L01-00-0163	FACatch/WeighingMeansCode	Check attribute listID. Must be WEIGHT_MEANS	E	
FA-L01-00-0164	FACatch/WeighingMeansCode	Check code. Must be existing in the list specified in attribute listID	E	
FA-L00-00-0165	FACatch/SpecifiedSizeDistribution/ClassCode, FishingActivity/RelatedActivity/TypeCode, FishingActivity/TypeCode	Check presence. Must be present if not used in a relocation sub-activity or in an area entry or exit report (main activity).	E	
FA-L01-00-0166	FACatch/SpecifiedSizeDistribution/ClassCode	Check attribute listID. Must be FISH_SIZE_CLASS	E	i.e. BMS, LSC
FA-L01-00-0167	FACatch/SpecifiedSizeDistribution/ClassCode	Check code. Must be existing in the list specified in attribute listID	E	
FA-L01-00-0169	FACatch/SpecifiedSizeDistribution/CategoryCode	Check attribute listID. Must be FA_BFT_SIZE_CATEGORY	E	
FA-L02-00-0170	FACatch/SpecifiedSizeDistribution/CategoryCode	Check code. Must be existing in the list specified in attribute listID, valid for the species provided.	E	
FA-L02-00-0189	FACatch/AppliedAAPProcess, FishingActivity/TypeCode	Must be present if a) FishingActivity/TypeCode=(LANDING or TRANSHIPMENT) and FACatch/TypeCode=(UNLOADED or LOADED) or b) FACatch/WeightMeasure and FACatch/UnitQuantity are both not present	E	
FA-L02-00-0188	FACatch/AppliedAAPProcess, FACatch/AppliedAAPProcess/ConversionFactorNumeric, FACatch/AppliedAAPProcess/TypeCode, FACatch/SpeciesCode, FACatch/SpecifiedFLUXLocation/ID, FAReportDocument/SpecifiedVesselTransportMeans/Registration VesselCountry/ID	If more than one AppliedAAPProcess is present for one FACatch, there must be at least one occurrence where CF ≥ 1 . This means: a) there must be at least one occurrence where ConversionFactorNumeric ≥ 1 or b) a conversion factor exists in the CONVERSION_FACTOR code list (MDR) for the combination of parameters and has a value ≥ 1 .	W	The look-up process is explained in Annex 14.4.
FA-L00-00-0641	FACatch/UsedFishingGear	Check presence. At most one occurrence.	E	0 or 1 UsedFishingGear for a FACatch
FA-L02-00-0662	FACatch/SpecifiedFLUXLocation/ID	Check attribute schemeID. At most one occurrence can be FAO_AREA for all SpecifiedFLUXLocations to this FishingActivity entity (excluding sub-activities).	E	Only one FAO_AREA declaration is allowed per FACatch.
FA-L02-00-0663	FACatch/SpecifiedFLUXLocation/ID	Check attribute schemeID. At most one occurrence can be GFCM_GSA for all SpecifiedFLUXLocations to this FishingActivity entity (excluding sub-activities).	E	Only one GFCM_GSA area declaration is allowed per FACatch.
FA-L02-00-0664	FACatch/SpecifiedFLUXLocation/ID	Check attribute schemeID. At most one occurrence can be EFFORT_ZONE for all SpecifiedFLUXLocations to this FishingActivity entity (excluding sub-activities).	E	Only one EFFORT_ZONE declaration is allowed per FACatch.
FA-L02-00-0665	FACatch/SpecifiedFLUXLocation/ApplicableFLUXCharacteristic,	Check presence. ApplicableFLUXCharacteristic must be	E	If more than one location of the same

BR-ID	Entity/Attribute	BR	E/W	Note
	FACatch/SpecifiedFLUXLocation/ID	present if more than one occurrence of SpecifiedFLUXLocation/ID is present with the same attribute schemeID.		type is reported, a location characteristic (marking) has to be present.
FA-L02-00-0666	FACatch/SpecifiedFLUXLocation/ApplicableFLUXCharacteristic/TypeCode, FACatch/SpecifiedFLUXLocation/ID	Check value of ApplicableFLUXCharacteristic/TypeCode. It must be MAIN_AREA if more than one occurrence of SpecifiedFLUXLocation/ID is present with the same attribute schemeID.	E	If more than one location of the same type is reported, the location characteristic (marking) provided must be MAIN_AREA

8.11. Rules for AAPProcess entity

For the rules in this section, the reference date for checking validity of the business rules and corresponding codes and code lists is FLUXFAReportMessage/FAReportDocument/RelatedFLUXReportDocument/CreationDate/CreationTime (ie. the report creation date and time).

BR-ID	Entity/Attribute	BR	E/W	Note
FA-L00-00-0171	AAPProcess/TypeCode, FishingActivity/TypeCode	Check presence. At least one occurrence with listID= FISH_PRESENTATION must be present. If FishingActivity/TypeCode=(LANDING or TRANSHIPMENT) and FACatch/TypeCode=(UNLOADED or LOADED) at least an additional occurrence with listID FISH_PRESERVATION must be present as well.	W	
FA-L01-00-0172	AAPProcess/TypeCode	The value of the listID attribute must be on the list FLUX_PROCESS_TYPE.	E	
FA-L01-00-0173	AAPProcess/TypeCode	Check code. Must be existing in the list specified in attribute listID	E	
FA-L02-00-0441	AAPProcess/ConversionFactorNumeric, FACatch/SpeciesCode	ConversionFactorNumeric must be present if SpeciesCode=BFT.	E	This applies to any occurrence matching the criteria.
FA-L01-00-0174	AAPProcess/ConversionFactorNumeric	Must be either equal to 0 or greater or equal to 1 (≥ 1)	W	0 is used in case of collective presentations (for the secondary presentation)
FA-L03-00-0175	AAPProcess/ConversionFactorNumeric, AppliedAAPProcess/TypeCode, FACatch/SpeciesCode, FACatch/SpecifiedFLUXLocation/ID, FAReportDocument/SpecifiedVesselTransportMeans/RegistrationVesselCountry/ID	Must be present if no conversion factor available for combination of TypeCode=FISH_PRESENTATION, TypeCode=FISH_PRESERVATION, SpeciesCode and if applicable Area (=FLUXLocation/ID) or flag state (SpecifiedVesselTransportMeans/RegistrationVesselCountry/ID), or if any of those data elements is not present in the report	W	Mandatory if EU or national conversion factor not available. If there is no CF for the combination of the parameters (following the decision tree provided in Annex 14.4), the CF must be provided.
FA-L02-00-0219	AAPProcess/ResultAAPProduct, FishingActivity/TypeCode	Must be present if a) FishingActivity/TypeCode=(LANDING or TRANSHIPMENT) and FACatch/TypeCode=(UNLOADED or LOADED) or b)	E	

BR-ID	Entity/Attribute	BR	E/W	Note
		FACatch/WeightMeasure and FACatch/UnitQuantity are both not present		

8.12. Rules for AAPProduct entity

For the rules in this section, the reference date for checking validity of the business rules and corresponding codes and code lists is FLUXFAResultMessage/FAResultDocument/RelatedFLUXResultDocument/CreationDate/CreationTime (ie. the report creation date and time).

BR-ID	Entity/Attribute	BR	E/W	Note
FA-L01-00-0176	AAPProduct/PackagingTypeCode	Check attribute listID. Must be FISH_PACKAGING	E	
FA-L01-00-0177	AAPProduct/PackagingTypeCode	Check code. Must be existing in the list specified in attribute listID	E	
FA-L01-00-0178	AAPProduct/PackagingUnitAverageWeightMeasure	Check attribute UnitCode. Must be KGM.	E	
FA-L01-00-0179	AAPProduct/PackagingUnitAverageWeightMeasure	Must be a strict positive number (>0)	E	
FA-L01-00-0180	AAPProduct/PackagingUnitQuantity	Must be a strict positive integer ²⁶ (page 2) number (>0)	E	
FA-L00-00-0181	AAPProduct/WeightMeasure, FishingActivity/TypeCode, FACatch/UnitQuantity, FACatch/WeightMeasure	AAPProduct/WeightMeasure must be present	E	Whenever product weight must be reported
FA-L01-00-0182	AAPProduct/WeightMeasure	Check attribute UnitCode. Must be KGM.	E	
FA-L01-00-0183	AAPProduct/WeightMeasure	Must be a strict positive number (>0)	E	
FA-L02-00-0184	AAPProduct/UnitQuantity, FishingActivity/TypeCode, FACatch/SpeciesCode, FACatch/SpecifiedFLUXLocation/ID	UnitQuantity must be present if FishingActivity/TypeCode is LANDING or TRANSHIPMENT and FACatch/SpeciesCode is SAL and the schemeID of FACatch/SpecifiedFLUXLocation/ID is FAO_AREA and ID value matching 27.3.d (and any sub-divisions)	W	Units (number of fish) must be provided for landings/ transshipments of Salmon from the Baltic sea
FA-L02-00-0186	AAPProduct/UnitQuantity, FishingActivity/TypeCode, FACatch/SpeciesCode, FACatch/SpecifiedFLUXLocation/ID	UnitQuantity must be present if FishingActivity/TypeCode is LANDING or TRANSHIPMENT and FACatch/SpeciesCode is BFT and at least one area has schemeID of FACatch/SpecifiedFLUXLocation.ID equal to GFCM_GSA	W	Units (number of fish) must be provided for landings/ transshipments of Bluefin tuna from GFCM area
FA-L02-00-0187	AAPProduct/UnitQuantity, FishingActivity/TypeCode, FACatch/SpeciesCode, FACatch/SpecifiedFLUXLocation/ID	UnitQuantity must be present if FishingActivity/TypeCode is LANDING or TRANSHIPMENT and FACatch/SpeciesCode is SWO and at least one area has schemeID of FACatch/SpecifiedFLUXLocation.ID equal to GFCM_GSA	W	Units (number of fish) must be provided for landings/ transshipments of Swordfish from GFCM area
FA-L01-00-0185	AAPProduct/UnitQuantity	Must be a strict positive number (>0)	E	If provided.

8.13. Rules for FishingTrip entity

For the rules in this section, the reference date for checking validity of the business rules and corresponding codes and code lists is FLUXFAReportMessage/FAReportDocument/RelatedFLUXReportDocument/CreationDate/CreationTime (ie. the report creation date and time).

BR-ID	Entity/Attribute	BR	E/W	Note
FA-L00-00-0190	FishingTrip/ID	Check presence. Must be present.	E	At least one occurrence.
FA-L01-00-0191	FishingTrip/ID	Check attribute schemeID. Must be EU_TRIP_ID	E	At least one occurrence of ID must have the schemeID equal to this value.
FA-L01-00-0192	FishingTrip/ID	Check format. Must be according to schemeID rules.	E	
FA-L01-00-0193	FishingTrip/TypeCode	Check attribute listID. Must be FISHING_TRIP_TYPE	E	
FA-L01-00-0194	FishingTrip/TypeCode	Check code. Must be existing in the list specified in attribute listID	E	

8.14. Rules for FLUXLocation entity

For the rules in this section, the reference date for checking validity of the business rules and corresponding codes and code lists is FLUXFAReportMessage/FAReportDocument/RelatedFLUXReportDocument/CreationDate/CreationTime (ie. the report creation date and time).

BR-ID	Entity/Attribute	BR	E/W	Note
FA-L00-00-0195	FLUXLocation/TypeCode	Check presence. Must be present.	E	
FA-L01-00-0196	FLUXLocation/TypeCode	Check attribute listID. Must be FLUX_LOCATION_TYPE	E	
FA-L01-00-0197	FLUXLocation/TypeCode	Check code. Must be existing in the list specified in attribute listID	E	
FA-L02-00-0198	FLUXLocation/CountryID, FLUXLocation/TypeCode	CountryID must be present if TypeCode is LOCATION or ADDRESS.	E	
FA-L01-00-0199	FLUXLocation/CountryID	Check attribute schemeID. Must be TERRITORY.	E	
FA-L01-00-0200	FLUXLocation/CountryID	Check code. Must be existing in the list specified in attribute schemeID.	E	
FA-L02-00-0201	FLUXLocation/ID, FLUXLocation/TypeCode	ID must be present, unless TypeCode is POSITION or ADDRESS	E	Optional for address and geographical location
FA-L01-00-0202	FLUXLocation/ID, FLUXLocation/TypeCode	Check attribute schemeID of ID. In case TypeCode= AREA the schemeID must be FAO_AREA, STAT_RECTANGLE, TERRITORY, EFFORT_ZONE, GFCM_GSA, MANAGEMENT_AREA. In case TypeCode= LOCATION: the schemeID must be LOCATION or FARM	E	
FA-L01-00-0203	FLUXLocation/ID	Check value. Must be existing in the list specified in attribute schemeID	E	
FA-L01-00-0204	FLUXLocation/RegionalFisheries ManagementOrganisationCode	Check attribute listID. Must be RFMO.	E	

BR-ID	Entity/Attribute	BR	E/W	Note
FA-L01-00-0205	FLUXLocation/RegionalFisheriesManagementOrganisationCode	Check value. Must be existing in the list specified in attribute listID	E	
FA-L02-00-0206	FLUXLocation/SpecifiedPhysicalFLUXGeographicalCoordinate, FLUXLocation/TypeCode	SpecifiedPhysicalFLUXGeographicalCoordinate must be present if FLUXLocation/TypeCode=POSITION.	E	Must be present if location type is POSITION.
FA-L00-00-0207	FLUXLocation/SpecifiedPhysicalFLUXGeographicalCoordinate/LatitudeMeasure	Check presence. Must be present.	E	
FA-L01-00-0209	FLUXLocation/SpecifiedPhysicalFLUXGeographicalCoordinate/LatitudeMeasure	Must be a number with at least 1 decimal position between -90.0 and 90.0 included.	E	Boundaries follow the EPSG definition.
FA-L00-00-0210	FLUXLocation/SpecifiedPhysicalFLUXGeographicalCoordinate/LongitudeMeasure	Check presence. Must be present.	E	
FA-L01-00-0212	FLUXLocation/SpecifiedPhysicalFLUXGeographicalCoordinate/LongitudeMeasure	Must be a number with at least 1 decimal position between -180.0 and 180.0 included.	E	Boundaries follow the EPSG definition.
FA-L02-00-0215	PhysicalStructuredAddress, FLUXLocation/TypeCode	Check presence. Must be present if location TypeCode is ADDRESS.	E	
FA-L01-00-0216	ApplicableFLUXCharacteristic/TypeCode	Check attribute listID. Must be FLUX_LOCATION_CHARACTERISTIC if used in entity FLUXLocation	E	

8.15. Rules for FLUXCharacteristic entity

For the rules in this section, the reference date for checking validity of the business rules and corresponding codes and code lists is FLUXFAReportMessage/FAReportDocument/RelatedFLUXReportDocument/CreationDate/CreationTime (ie. the report creation date and time).

BR-ID	Entity	BR	E/W	Note
FA-L00-00-0220	FLUXCharacteristic/TypeCode	Check presence. Must be present.	E	
FA-L01-00-0221	FLUXCharacteristic/TypeCode	Check the value of the code. Must be existing in the list specified in attribute listID	E	
FA-L00-00-0223	FLUXCharacteristic/ValueMeasure	If UN_DATA_TYPE ²⁸ for the characteristic (specified in FLUXCharacteristic/TypeCode) is MEASURE or NUMBER, ValueMeasure must be present and have a value.	E	
FA-L00-00-0229	FLUXCharacteristic/ValueMeasure	Check attribute <i>unitCode</i> . The unitCode is defined in the list FLUX_UNIT.	E	
FA-L00-00-0224	FLUXCharacteristic/ValueDateTime	If UN_DATA_TYPE ²⁸ for the characteristic (specified in FLUXCharacteristic/TypeCode) is DATETIME, ValueDateTime must be present.	E	
FA-L00-00-0225	FLUXCharacteristic/ValueIndicator	If UN_DATA_TYPE ²⁸ for the characteristic (specified in FLUXCharacteristic/TypeCode) is BOOLEAN, ValueIndicator must be present and have a value.	E	

²⁸ Reference to UN_DATA_TYPE field in the code list (on MDR) specified in the listID attribute of FLUXCharacteristic/TypeCode.

BR-ID	Entity	BR	E/W	Note
FA-L00-00-0226	FLUXCharacteristic/ValueCode	If UN_DATA_TYPE ²⁸ for the characteristic (specified in FLUXCharacteristic/TypeCode) is CODE, ValueCode must be present and have a value.	E	
FA-L03-00-0147	FLUXCharacteristic/ValueCode	Check presence of attribute listID. Must be present and have a value of an existing code list in MDR.	E	
FA-L01-00-0148	FLUXCharacteristic/ValueCode	Check value. Must be existing on the MDR code list specified in listID.	E	
FA-L00-00-0227	FLUXCharacteristic/Value	If UN_DATA_TYPE ²⁸ for the characteristic (specified in FLUXCharacteristic/TypeCode) is TEXT, Value must be present and non-empty.	E	
FA-L00-00-0228	FLUXCharacteristic/ValueQuantity	If UN_DATA_TYPE ²⁸ for the characteristic (specified in FLUXCharacteristic/TypeCode) is QUANTITY, ValueQuantity must be present and have a value.	E	

8.16. Rules for VesselStorageCharacteristic entity

For the rules in this section, the reference date for checking validity of the business rules and corresponding codes and code lists is FLUXFAReportMessage/FAReportDocument/RelatedFLUXReportDocument/CreationDate/CreationTime (ie. the report creation date and time).

BR-ID	Entity/Attribute	BR	E/W	Note
FA-L00-00-0230	VesselStorageCharacteristic/TypeCode	Check presence. Must be present.	E	
FA-L01-00-0231	VesselStorageCharacteristic/TypeCode	Check attribute listID. Must be VESSEL_STORAGE_TYPE	E	
FA-L01-00-0232	VesselStorageCharacteristic/typeCode	Check code. Must be existing in the list specified in attribute listID	E	

8.17. Rules for FLAPDocument entity

For the rules in this section, the reference date for checking validity of the business rules and corresponding codes and code lists is FLUXFAReportMessage/FAReportDocument/RelatedFLUXReportDocument/CreationDate/CreationTime (ie. the report creation date and time).

BR-ID	Entity/Attribute	BR	E/W	Note
FA-L00-00-0646	FLAPDocument/ID	Check presence. Must be present.	E	
FA-L01-00-0647	FLAPDocument/ID	Check attribute schemeID. Must be a valid value from code list FLAP_ID_TYPE	E	
FA-L01-00-0648	FLAPDocument/ID	Check ID value. Must be according to the format defined for the schemeID as specified in list FLAP_ID_TYPE.	E	

8.18. Additional rules for a departure declaration

For the rules in this section, the reference date for checking validity of the business rules and corresponding codes and code lists is FLUXFAReportMessage/FAReportDocument/RelatedFLUXReportDocument/CreationDate/CreationTime (ie. the report creation date and time).

BR-ID	Entity/Attribute	BR	E/W	Note
<i>CONDITION</i>	<i>FishingActivity/TypeCode, FAReportDocument/TypeCode</i>	<i>If DEPARTURE DECLARATION</i>		<i>All rules in this table apply to reports that match this condition.</i>
FA-L00-00-0234	FishingActivity/OccurrenceDate/Time	Check presence. Must be present if the activity is a departure declaration.	E	
FA-L01-00-0235	FishingActivity/ReasonCode	Check attribute listID. Must be FA_REASON_DEPARTURE if the activity is a departure declaration.	E	
FA-L00-00-0236	FishingActivity/RelatedFLUXLocation	Check presence. At least one occurrence must be present if the activity is a departure declaration.	E	
FA-L01-00-0237	FishingActivity/RelatedFLUXLocation/TypeCode	If the activity is a departure declaration at least one RelatedFLUXLocation/TypeCode must be LOCATION or POSITION	W	
FA-L01-00-0238	FishingActivity/RelatedFLUXLocation/TypeCode	A type of FLUXLocation of a particular type may only appear once if the activity is a departure declaration.	E	
FA-L01-00-0239	FishingActivity/SpecifiedFishingGear/RoleCode	If the activity is a departure declaration any SpecifiedFishing Gear must have RoleCode = ONBOARD	E	
FA-L02-00-0240	FishingActivity/SpecifiedFACatch/TypeCode	If the activity is a departure declaration any SpecifiedFACatch/TypeCode must be ONBOARD	E	
FA-L03-00-0241	FishingActivity/FAReportDocument/TypeCode, FishingActivity/FishingTrip/ID, FAReportDocument/RelatedFLUXReportDocument/PurposeCode	Exactly one DEPARTURE DECLARATION must exist for one trip. Only original reports (PurposeCode=9) should be considered.	W	This is a check if there is not already a departure (with different report ID) for this trip (ie. received within this message or in previous messages). This rule only applies to reports with

BR-ID	Entity/Attribute	BR	E/W	Note
				PurposeCode=9. Departures already received with the same report ID should be ignored.
FA-L03-00-0655	FishingActivity/TypeCode, FishingActivity/FAReportDocument/TypeCode, FishingActivity/FishingTrip/ID, FAReportDocument/RelatedFLUXReportDocument/PurposeCode	Exactly one DEPARTURE DECLARATION must be present for each trip ID in the message. Only original reports (PurposeCode=9) should be considered.	W	The complete logbook should be transmitted in one message. This rule only applies to report with PurposeCode=9. Departures already received with the same report ID should be ignored.

8.19. Additional rules for an entry into area

For the rules in this section, the reference date for checking validity of the business rules and corresponding codes and code lists is FLUXFAReportMessage/FAReportDocument/RelatedFLUXReportDocument/CreationDate/CreationTime (ie. the report creation date and time).

BR-ID	Entity/Attribute	BR	E/W	Note
<i>CONDITION</i>	<i>FishingActivity/TypeCode, FAReportDocument/TypeCode</i>	<i>If AREA_ENTRY DECLARATION OR NOTIFICATION</i>		<i>All rules in this table apply to reports that match this condition.</i>
FA-L01-00-0247	FishingActivity/ReasonCode	Check attribute listID. Must be FA_REASON_ENTRY if the activity is an area entry declaration.	E	
FA-L02-00-0248	FishingActivity/SpeciesTargetCode, FishingActivity/ReasonCode	Check presence. If the activity is a area entry declaration SpeciesTargetCode must be present if ReasonCode is TRZ or FIS	E	
FA-L02-00-0249	FishingActivity/RelatedFLUXLocation	Check presence. At least 2 occurrences must be present if the activity is an area entry declaration or notification and no RelatedFishingActivity is present	E	
FA-L02-00-0250	FishingActivity/RelatedFLUXLocation/TypeCode	If the activity is an area entry declaration or notification, one occurrence must be POSITION; another occurrence must be AREA.	E	
FA-L02-00-0251	FishingActivity/RelatedFLUXLocation/ID, FishingActivity/RelatedFLUXLocation/TypeCode, FishingActivity/FAReportDocument/TypeCode	Check schemeID. If the RelatedFLUXLocation/TypeCode is AREA the schemeID of RelatedFLUXLocation/ID must be EFFORT_ZONE if the activity is an area entry declaration (FAReportDocument/TypeCode=DECLARATION).	W	
FA-L02-00-0252	FishingActivity/SpecifiedFACatch/TypeCode	Must have at least one occurrence with TypeCode ONBOARD if the activity is an area entry declaration or notification.	E	Provided SpecifiedFACatch is present

8.20. Additional rules for a fishing operation

For the rules in this section, the reference date for checking validity of the business rules and corresponding codes and code lists is FLUXFAReporMessage/FAReporDocument/RelatedFLUXReportDocument/CreationDate/CreationTime (ie. the report creation date and time).

BR-ID	Entity/Attribute	BR	E/W	Note
CONDITION	FishingActivity/TypeCode, FAReporDocument/TypeCode	If FISHING_OPERATION DECLARATION		All rules in this table apply to reports that match this condition.
FA-L02-00-0256	FishingActivity/VesselRelatedActivityCode	Check presence. Must be present if the activity is a fishing operation declaration.	E	
FA-L02-00-0257	FishingActivity/OperationsQuantity, FishingActivity/SpecifiedFishingGear/RoleCode	Check presence. Must be present if the activity is a fishing operation declaration and SpecifiedFishingGear/RoleCode is DEPLOYED.	W	
FA-L02-00-0258	FishingActivity/RelatedFLUXLocation, FishingActivity/RelatedFishingActivity	Check presence. Must be present if the activity is a fishing operation declaration and no RelatedFishingActivity is present	E	
FA-L02-00-0259	FishingActivity/RelatedFLUXLocation, RelatedFishingActivity/RelatedFLUXLocation	Check presence. Must be present if the activity is a fishing operation declaration and at least one RelatedFishingActivity is present without RelatedFLUXLocation	E	
FA-L02-00-0260	FishingActivity/RelatedFishingActivity/TypeCode, FishingActivity/TypeCode	If the activity is a fishing operation declaration the FishingActivity/RelatedFishingActivity/TypeCode must be either GEAR_SHOT or GEAR_RETRIEVAL if RelatedFishingActivity is present.	E	
FA-L00-00-0079	RelatedVesselTransportMeans/SpecifiedContactParty/SpecifiedStructuredAddress, FishingActivity/RelatedVesselTransportMeans/RoleCode	SpecifiedStructuredAddress must be present if used in entity FishingActivity/RelatedVesselTransportMeans and RelatedVesselTransportMeans/RoleCode is PAIR_FISHING_PARTNER	E	Must be provided for pair fishing partner
FA-L02-00-0610	FishingActivity/RelatedFishingActivity/TypeCode, FishingActivity/TypeCode	If the activity is a fishing operation declaration and the RelatedFishingActivity/TypeCode is either GEAR_SHOT or GEAR_RETRIEVAL, then the RelatedFishingActivity shall not contain SpecifiedFACatch entities.	E	

8.21. Additional rules for a joint fishing operation

For the rules in this section, the reference date for checking validity of the business rules and corresponding codes and code lists is FLUXFAReportMessage/FAReportDocument/RelatedFLUXReportDocument/CreationDate/CreationTime (ie. the report creation date and time).

BR-ID	Entity/Attribute	BR	E/W	Note
CONDITION	FishingActivity/TypeCode, FAReportDocument/TypeCode	If JOINT_FISHING_OPERATION DECLARATION		All rules in this table apply to reports that match this condition.
FA-L00-00-0421	FishingActivity/RelatedFLUXLocation	Check presence. At least one occurrence must be present if the activity is a joint fishing operation declaration.	E	
FA-L01-00-0422	FishingActivity/RelatedFLUXLocation/TypeCode, FishingActivity/RelatedFishingActivity/SpecifiedFACatch/SpeciesCode	At least one occurrence of RelatedFLUXLocation/TypeCode must be POSITION if the activity is a joint fishing operation declaration and SpecifiedFACatch/SpeciesCode is BFT	E	Exact position required for BFT JFO.
FA-L01-00-0423	FishingActivity/RelatedFishingActivity/TypeCode	If a sub-activity is provided it must have TypeCode=RELOCATION if the main activity is a joint fishing operation declaration.	E	
FA-L00-00-0424	FishingActivity/RelatedFishingActivity/RelatedVesselTransportMeans	Check presence. Must be present if the activity is a joint fishing operation declaration.	E	
FA-L00-00-0425	FAReportDocument/SpecifiedVesselTransportMeans/RoleCode	Check presence. Must be present if the activity is a joint fishing operation declaration.	E	
FA-L00-00-0426	FishingActivity/RelatedFishingActivity/SpecifiedFACatch	Check presence. At least one occurrence must be present if the activity is a joint fishing operation declaration.	E	
FA-L01-00-0428	FishingActivity/RelatedFishingActivity/SpecifiedFACatch/TypeCode	Check attribute listID. Must be FA_CATCH_TYPE if the activity is a joint fishing operation declaration.	E	
FA-L01-00-0429	FishingActivity/RelatedFishingActivity/SpecifiedFACatch/TypeCode, FishingActivity/RelatedFishingActivity/SpecifiedFACatch/SpeciesCode	Check code. At least one occurrence of ALLOCATED_TO_QUOTA must be present if the activity is a joint fishing operation declaration and SpeciesCode is BFT	E	
FA-L01-00-0109	FishingActivity/ID, FishingActivity/RelatedFishingActivity/SpecifiedFACatch/SpeciesCode	Check attribute schemeID. Must be JFO if the activity is a joint fishing operation declaration and if SpeciesCode is BFT.	W	If provided
FA-L01-00-0110	FishingActivity/ID	Check Format. If the activity is a joint fishing operation declaration and the ID is provided, the specified value of ID must be according to the format defined for the schemeID.	W	If unknown schemeID=> ignore this rule. Format for schemeID JFO: YYYY-xxx, YYYY=year, xxx=3 numbers 0-9
FA-L02-00-0605	FishingActivity/RelatedVesselTransportMeans/RoleCode, FAReportDocument/SpecifiedVesselTransportMeans/RoleCode	Check value. If the activity is a joint fishing operation declaration, there cannot be more than one occurrence of VesselTransportMeans/RoleCode = "CATCHING_VESSEL" for the Related- and SpecifiedVesselTransportMeans entities in this FAReportDocument.	W	This does not apply to the sub-activity of the joint fishing operation

8.22. Additional rules for a relocation operation

For the rules in this section, the reference date for checking validity of the business rules and corresponding codes and code lists is FLUXFAReportMessage/FAReportDocument/RelatedFLUXReportDocument/CreationDate/CreationTime (ie. the report creation date and time).

BR-ID	Entity/Attribute	BR	E/W	Note
CONDITION	FishingActivity/TypeCode, FAReportDocument/TypeCode	If RELOCATION DECLARATION .		All rules in this table apply to reports that match this condition. These rules do not apply for a relocation sub-activity
FA-L02-00-0443	FishingActivity/SpecifiedFACatch/TypeCode	Check presence. At least 1 occurrence of TypeCode=LOADED or UNLOADED must be present if the activity is a relocation declaration.	E	
FA-L02-00-0266	FishingActivity/RelatedFLUXLocation	Check presence. At least 1 occurrence must be present if the activity is a relocation declaration.	E	
FA-L02-00-0267	FishingActivity/RelatedFLUXLocation/TypeCode	Must be POSITION if the activity is a relocation declaration.	E	
FA-L02-00-0268	FishingActivity/RelatedVesselTransportMeans, FishingActivity/SpecifiedFACatch/SpeciesCode	Check presence. Must be present if the activity is a relocation declaration and SpecifiedFACatch/SpeciesCode is BFT.	E	
FA-L02-00-0269	FishingActivity/DestinationVesselStorageCharacteristic, SpecifiedFACatch/TypeCode, FishingActivity/SpecifiedFACatch/SpeciesCode	Check presence. Must be present if the activity is a relocation declaration and SpecifiedFACatch/TypeCode is UNLOADED and SpecifiedFACatch/SpeciesCode is BFT.	E	
FA-L02-00-0417	FishingActivity/DestinationVesselStorageCharacteristic/ID, FishingActivity/SpecifiedFACatch/TypeCode, FishingActivity/SpecifiedFACatch/SpeciesCode	Check presence. Must be present if the activity is a relocation declaration and SpecifiedFACatch/TypeCode is UNLOADED and SpecifiedFACatch/SpeciesCode is BFT. The schemeID must be BFT-CAGE-ID	E	
FA-L02-00-0270	FishingActivity/RelatedVesselTransportMeans/ID, FishingActivity/SpecifiedFACatch/SpeciesCode	Check attribute schemeID. There must be at least one occurrence of ID with schemeID=ICCAT if the activity is a relocation declaration and SpecifiedFACatch/SpeciesCode is BFT.	E	
FA-L02-00-0273	FishingActivity/RelatedVesselTransportMeans/RoleCode, FishingActivity/SpecifiedFACatch/TypeCode	RelatedVesselTransportMeans/RoleCode must be RECEIVER (receiving vessel) if the activity is a relocation declaration and SpecifiedFACatch/TypeCode is UNLOADED	E	
FA-L02-00-0274	FishingActivity/RelatedVesselTransportMeans/RoleCode, SpecifiedFACatch/TypeCode	RelatedVesselTransportMeans/RoleCode must be DONOR (donor vessel) if the activity is a relocation declaration and SpecifiedFACatch.TypeCode is LOADED	E	.
FA-L02-00-0275	FishingActivity/SpecifiedFACatch/DestinationFLUXLocation, FishingActivity/RelatedVesselTransportMeans, FishingActivity/SpecifiedFACatch/TypeCode, FishingActivity/SpecifiedFACatch/SpeciesCode	DestinationFLUXLocation must be present if the activity is a relocation declaration and SpecifiedFACatch/SpeciesCode is BFT and SpecifiedFACatch/TypeCode is UNLOADED and RelatedVesselTransportMeans is present	E	
FA-L02-00-0276	FishingActivity/SpecifiedFACatch/DestinationFLUXLocation/TypeCode, FishingActivity/SpecifiedFACatch/SpeciesCode	DestinationFLUXLocation/TypeCode must be LOCATION if the activity is a relocation declaration and SpecifiedFACatch/SpeciesCode is BFT.	E	
FA-L02-00-0277	FishingActivity/SpecifiedFACatch/DestinationFLUXLocation/ID,	Check attribute schemeID. Must be FARM if the activity is a relocation	E	

BR-ID	Entity/Attribute	BR	E/W	Note
	FishingActivity/SpecifiedFACatch/SpeciesCode,	declaration and SpecifiedFACatch/Species is BFT. The value must be from the list specified in the schemeID.		
FA-L02-00-0430	FAReportDocument/RelatedReportID, FishingActivity/SpecifiedFACatch/SpeciesCode	RelatedReportID must be present if the activity is a relocation declaration and SpecifiedFACatch/SpeciesCode is BFT.	W	ReportID of the report containing the JFO declaration of the catches being transferred.
FA-L02-00-0442	FishingActivity/RelatedVesselTransportMeans/Name, FishingActivity/SpecifiedFACatch/SpeciesCode	Name of the related vessel must be present if the activity is a relocation declaration and SpecifiedFACatch/SpeciesCode is BFT.	W	
FA-L02-00-0446	FishingActivity/RelatedVesselTransportMeans/SpecifiedContactParty/RoleCode, FishingActivity/SpecifiedFACatch/SpeciesCode	Check presence. Must be present if the activity is a relocation declaration and SpecifiedFACatch/SpeciesCode is BFT.	E	
FA-L02-00-0447	FishingActivity/RelatedVesselTransportMeans/SpecifiedContactParty/RoleCode, FishingActivity/SpecifiedFACatch/SpeciesCode	The listID of RoleCode must be FLUX_CONTACT_ROLE and the value must be MASTER if the activity is a relocation declaration and SpecifiedFACatch/SpeciesCode is BFT	W	

8.23. Additional rules for a discard operation

For the rules in this section, the reference date for checking validity of the business rules and corresponding codes and code lists is FLUXFAReportMessage/FAReportDocument/RelatedFLUXReportDocument/CreationDate/CreationTime (ie. the report creation date and time).

BR-ID	Entity/Attribute	BR	E/W	Note
<i>CONDITION</i>	<i>FishingActivity/TypeCode, FishingActivity/FAReportDocument/TypeCode</i>	<i>If DISCARD DECLARATION</i>		<i>All rules in this table apply to reports that match this condition.</i>
FA-L02-00-0281	FishingActivity/RelatedFLUXLocation	Check presence. At least 1 occurrence must be present if the activity is a discard declaration.	E	
FA-L02-00-0283	FishingActivity/SpecifiedFACatch/TypeCode	Must have at least one occurrence with Type DISCARDED or DEMINIMIS if the activity is a discard declaration.	E	
FA-L02-00-0284	FishingActivity/ReasonCode	If the activity is a DISCARD DECLARATION and the ReasonCode is provided, the listID must be FA_REASON_DISCARD. The value may not be QEX nor OTH.	E	Related to rule FA-L01-00-0097 where validity of the provided code is checked.

8.24. Additional rules for an exit from area

For the rules in this section, the reference date for checking validity of the business rules and corresponding codes and code lists is FLUXFARepoortMessage/FARepoortDocument/RelatedFLUXReportDocument/CreationDate/CreationTime (ie. the report creation date and time).

BR-ID	Entity/Attribute	BR	E/W	Note
CONDITION	<i>FishingActivity/TypeCode, FishingActivity/FARepoortDocument/TypeCode</i>	IF AREA_EXIT DECLARATION OR NOTIFICATION		<i>All rules in this table apply to reports that match this condition.</i>
FA-L02-00-0286	FishingActivity/RelatedFLUXLocation	Check presence. At least 2 occurrences must be present if the activity is an area exit declaration or notification.	E	
FA-L02-00-0287	FishingActivity/RelatedFLUXLocation/TypeCode	If the activity is an area exit declaration or notification, one occurrence must be POSITION; another occurrence must be AREA.	E	
FA-L02-00-0288	FishingActivity/RelatedFLUXLocation/ID, FishingActivity/RelatedFLUXLocation/TypeCode, FishingActivity/FARepoortDocument/TypeCode	Check schemeID. If the RelatedFLUXLocation/TypeCode is AREA the schemeID of RelatedFLUXLocation/ID must be EFFORT_ZONE if the activity is an area exit declaration (FARepoortDocument/TypeCode=DECLARATION).	W	
FA-L02-00-0289	FishingActivity/SpecifiedFACatch/TypeCode	Must have at least one occurrence with TypeCode ONBOARD if the activity is an area exit declaration or notification.	E	provided SpecifiedFACatch is present

8.25. Additional rules for a prior notification of arrival

For the rules in this section, the reference date for checking validity of the business rules and corresponding codes and code lists is FLUXFARepoortMessage/FARepoortDocument/RelatedFLUXReportDocument/CreationDate/CreationTime (ie. the report creation date and time).

BR-ID	Entity/Attribute	BR	E/W	Note
CONDITION	<i>FishingActivity/TypeCode, FishingActivity/FARepoortDocument/TypeCode</i>	IF ARRIVAL NOTIFICATION		<i>All rules in this table apply to reports that match this condition.</i>
FA-L00-00-0291	FishingActivity/OccurrenceDate/Time	Check presence. Must be present if the activity is an arrival notification.	E	
FA-L02-00-0292	FishingActivity/ReasonCode	Check presence. Must be present if the activity is an arrival notification.	E	
FA-L02-00-0293	FishingActivity/ReasonCode	Check attribute listID. Must be FA_REASON_ARRIVAL if the activity is an arrival notification.	E	
FA-L02-00-0294	FishingActivity/RelatedFLUXLocation	Check presence. At least one occurrence must be present if the activity is an arrival notification.	E	
FA-L02-00-0295	FishingActivity/RelatedFLUXLocation/TypeCode	TypeCode must be LOCATION for at least one occurrence if the activity is an arrival notification.	W	
FA-L02-00-0296	FishingActivity/SpecifiedFACatch, FishingActivity/ReasonCode	Check presence. Must be present if the activity is an arrival notification and ReasonCode is LAN (landing)	E	
FA-L02-00-0297	FishingActivity/SpecifiedFACatch/TypeCode	Must have at least one occurrence with TypeCode ONBOARD if the activity is	E	

BR-ID	Entity/Attribute	BR	E/W	Note
		an arrival notification (and if SpecifiedFACatch provided)		
FA-L02-00-0298	FishingActivity/SpecifiedFACatch/TypeCode, FishingActivity/ReasonCode	Must have at least one occurrence with TypeCode UNLOADED if the activity is an arrival notification and ReasonCode is LAN (and if SpecifiedFACatch entity provided)	E	
FA-L02-00-0299	FishingActivity/SpecifiedFishingTrip/SpecifiedDelimitedPeriod/StartTimeDateTime	Check presence. Must be present if the activity is an arrival notification.	W	Start date of the trip must be provided for a notification of arrival.

8.26. Additional rules for an arrival declaration

For the rules in this section, the reference date for checking validity of the business rules and corresponding codes and code lists is FLUXFAReportMessage/FAReportDocument/RelatedFLUXReportDocument/CreationDateTime (ie. the report creation date and time).

BR-ID	Entity/Attribute	BR	E/W	Note
<i>CONDITION</i>	<i>FishingActivity/TypeCode, FishingActivity/FAReportDocument/TypeCode</i>	If ARRIVAL DECLARATION		<i>All rules in this table apply to reports that match this condition.</i>
FA-L00-00-0301	FishingActivity/OccurrenceDateTime	Check presence. Must be present if the activity is an arrival declaration.	E	
FA-L01-00-0302	FishingActivity/ReasonCode	Check attribute listID. Must be FA_REASON_ARRIVAL if the activity is an arrival declaration	E	
FA-L00-00-0303	FishingActivity/RelatedFLUXLocation	Check presence. At least one occurrence must be present if the activity is an arrival declaration.	E	
FA-L01-00-0304	FishingActivity/RelatedFLUXLocation/TypeCode	TypeCode must be LOCATION for at least one occurrence if the activity is an arrival declaration	W	
FA-L01-00-0305	FishingActivity/SpecifiedFishingGear/RoleCode	RoleCode must be ONBOARD if the activity is an arrival declaration (and SpecifiedFishingGear provided).	E	
FA-L03-00-0306	FishingActivity/TypeCode, FishingActivity/FAReportDocument/TypeCode, FishingActivity/FishingTrip/ID, FAReportDocument/RelatedFLUXReportDocument/PurposeCode	Only one ARRIVAL DECLARATION may exist for one trip. Only original reports (PurposeCode=9) should be considered.	W	This rule does not apply for corrections.
FA-L02-00-0415	FishingActivity/SpecifiedFLUXCharacteristic/TypeCode, FishingActivity/SpecifiedFLUXCharacteristic/ValueDateTime, FishingActivity/ReasonCode	If the activity is an arrival declaration check presence of SpecifiedFLUXCharacteristic/TypeCode. It must be present and equal to START_DATETIME_LANDING if ReasonCode is LAN (landing). ValueDateTime must be according to the definition provided in 7.1(2)	E	
FA-L02-00-0416	FishingActivity/SpecifiedFLUXCharacteristic/TypeCode	If the activity is an arrival declaration, check the listID. Must be FA_CHARACTERISTIC.	E	

8.27. Additional rules for a landing operation

For the rules in this section, the reference date for checking validity of the business rules and corresponding codes and code lists is FLUXFAReportMessage/FAReportDocument/RelatedFLUXReportDocument/CreationDate/CreationTime (ie. the report creation date and time).

BR-ID	Entity	BR	E/W	Note
<i>CONDITION</i>	<i>FishingActivity/TypeCode, FishingActivity/FAReportDocument/TypeCode</i>	IF LANDING DECLARATION		<i>All rules in this table apply to reports that match this condition.</i>
FA-L02-00-0311	FishingActivity/RelatedFLUXLocation	Check presence. At least 1 occurrence must be present if the activity is a landing declaration.	E	
FA-L02-00-0312	FishingActivity/RelatedFLUXLocation/TypeCode	Must be LOCATION, POSITION or ADDRESS if the activity is a landing declaration.	E	
FA-L02-00-0313	FishingActivity/SpecifiedFACatch/TypeCode	There must be at least one occurrence with TypeCode UNLOADED if the activity is a landing declaration.	E	
FA-L02-00-0314	FishingActivity/SpecifiedFACatch/SpecifiedFLUXLocation	Check presence. At least one occurrence of location of catches must be present if the activity is a landing declaration.	E	
FA-L02-00-0315	FishingActivity/SpecifiedFACatch/SpecifiedFLUXLocation/TypeCode	If the activity is a landing declaration TypeCode must be AREA.	E	The area where the catches were taken must be provided.

8.28. Additional rules for a transshipment operation

For the rules in this section, the reference date for checking validity of the business rules and corresponding codes and code lists is FLUXFAReportMessage/FAReportDocument/RelatedFLUXReportDocument/CreationDate/CreationTime (ie. the report creation date and time).

BR-ID	Entity/Attribute	BR	E/W	Note
<i>CONDITION</i>	<i>FishingActivity/TypeCode, FishingActivity/FAReportDocument/TypeCode</i>	IF TRANSHIPMENT DECLARATION		<i>All rules in this table apply to reports that match this condition.</i>
FA-L02-00-0445	FishingActivity/SpecifiedFACatch/TypeCode	Check presence. At least 1 occurrence of TypeCode = LOADED or UNLOADED must be present if the activity is a transshipment declaration.	E	
FA-L02-00-0321	FishingActivity/RelatedFLUXLocation	Check presence. At least 1 occurrence must be present if the activity is a transshipment declaration.	E	
FA-L02-00-0322	FishingActivity/RelatedFLUXLocation/TypeCode	If the activity is a transshipment declaration, the TypeCode value of at least one RelatedFLUXLocation must be LOCATION or POSITION.	E	
FA-L02-00-0323	FishingActivity/RelatedVesselTransportMeans	Check presence. Must be present if the activity is a transshipment declaration.	E	
FA-L02-00-0324	FishingActivity/RelatedVesselTransportMeans/RoleCode, FishingActivity/SpecifiedFACatch/TypeCode	If the activity is a transshipment declaration the RoleCode of the related vessel must be RECEIVER (receiving vessel) if SpecifiedFACatch/TypeCode is UNLOADED	E	
FA-L02-00-0325	FishingActivity/RelatedVesselTransportMeans/RoleCode, FishingActivity/SpecifiedFACatch/TypeCode	If the activity is a transshipment declaration the RoleCode of the related vessel must be DONOR (donor vessel) if SpecifiedFACatch/TypeCode is	E	

BR-ID	Entity/Attribute	BR	E/W	Note
		LOADED		
FA-L02-00-0326	FishingActivity/SpecifiedFACatch/SpecifiedFLUXLocation	Check presence. At least one occurrence must be present if the activity is a transshipment declaration.	E	
FA-L02-00-0327	FishingActivity/SpecifiedFACatch/SpecifiedFLUXLocation/TypeCode	If the activity is a transshipment declaration the SpecifiedFACatch/SpecifiedFLUXLocation/TypeCode must be AREA	E	Area where the catches were taken must be provided.
FA-L02-00-0328	FishingActivity/SpecifiedFLUXCharacteristic, FishingActivity/SpecifiedFACatch/TypeCode	Check presence. Must be present if the activity is a transshipment declaration and SpecifiedFACatch/TypeCode = UNLOADED.	E	FLUXCharacteristics must be provided for transshipments reported by the donor (catches are unloaded).
FA-L00-00-0440	FishingActivity/SpecifiedFLUXCharacteristic/TypeCode	If the activity is a transshipment declaration, the attribute listID must be FA_CHARACTERISTIC	E	
FA-L02-00-0329	FishingActivity/SpecifiedFLUXCharacteristic/TypeCode, FishingActivity/SpecifiedFACatch/TypeCode, FishingActivity/SpecifiedFLUXCharacteristic/SpecifiedFLUXLocation/ID, FishingActivity/SpecifiedFLUXCharacteristic/SpecifiedFLUXLocation/TypeCode, FishingActivity/RelatedVesselTransportMeans	If the activity is a transshipment declaration and SpecifiedFACatch/TypeCode = UNLOADED and RelatedVesselTransportMeans is present Then (1) SpecifiedFLUXCharacteristic/TypeCode must be DESTINATION_LOCATION and (2) SpecifiedFLUXCharacteristic/SpecifiedFLUXLocation/TypeCode must be LOCATION and (3) SchemeID of SpecifiedFLUXCharacteristic/SpecifiedFLUXLocation/ID must be LOCATION	E	Destination location (port) of the receiving vessel must be provided

8.29. Additional rules for a notification of transshipment or relocation

For the rules in this section, the reference date for checking validity of the business rules and corresponding codes and code lists is FLUXFAReportMessage/FAReportDocument/RelatedFLUXReportDocument/CreationDate/CreationTime (ie. the report creation date and time).

BR-ID	Entity/Attribute	BR	E/W	Note
CONDITION	FishingActivity/TypeCode, FishingActivity/FAReportDocument/TypeCode	If TRANSHIPMENT OR RELOCATION NOTIFICATION		All rules in this table apply to reports that match this condition.
FA-L02-00-0444	FishingActivity/SpecifiedFACatch/TypeCode	Check presence. At least 1 occurrence of TypeCode= LOADED or UNLOADED must be present if the activity is a transshipment or relocation notification.	E	
FA-L02-00-0331	FishingActivity/RelatedFLUXLocation	Check presence. At least 1 occurrence must be present if the activity is a transshipment or relocation notification.	E	
FA-L02-00-0332	FishingActivity/RelatedFLUXLocation/TypeCode	Check attribute listID. If the activity is a transshipment or relocation notification, the RelatedFLUXLocation/TypeCode must be LOCATION or POSITION for at least one location.	E	
FA-L02-00-0333	FishingActivity/RelatedVesselTransportMeans, SpecifiedFACatch/SpeciesCode	Check presence. Must be present if the activity is a transshipment or relocation notification and SpecifiedFACatch/SpeciesCode is BFT.	E	
FA-L02-00-0334	FishingActivity/RelatedVesselTransportMeans/RoleCode, SpecifiedFACatch/TypeCode	If the activity is a transshipment or relocation notification, RoleCode must be RECEIVER if SpecifiedFACatch/TypeCode is UNLOADED	E	
FA-L02-00-0335	FishingActivity/SpecifiedFLUXCharacteristic, FishingActivity/SpecifiedFACatch	Check presence. Must be present if the activity is a relocation notification and SpecifiedFACatch/Species is BFT.	E	
FA-L02-00-0336	FishingActivity/SpecifiedFLUXCharacteristic/TypeCode, FishingActivity/TypeCode, FishingActivity/SpecifiedFACatch/TypeCode, FishingActivity/SpecifiedFACatch/TypeCode/SpeciesCode	If the activity is a relocation notification (FishingActivity/TypeCode = RELOCATION) and SpeciesCode=BFT and SpecifiedFACatchTypeCode=UNLOADED, then at least one SpecifiedFLUXCharacteristic/TypeCode must be NB_CAGES_TOWED	E	
FA-L02-00-0338	FishingActivity/SpecifiedFLUXCharacteristic/ValueQuantity, FishingActivity/SpecifiedFLUXCharacteristic/TypeCode	If the value of TypeCode is NB_CAGES_TOWED the value must be a positive integer ²⁶ (page 2) number or zero (>=0)	W	
FA-L02-00-0342	FishingActivity/RelatedVesselTransportMeans, FishingActivity/TypeCode, FAReportDocument/TypeCode	RelatedVesselTransportMeans must be present if the activity is a transshipment notification	E	
FA-L02-00-0343	FishingActivity/RelatedVesselTransportMeans/RoleCode, FishingActivity/TypeCode, FishingActivity/SpecifiedFACatch/SpeciesCode, FishingActivity/SpecifiedFACatch/TypeCode	RelatedVesselTransportMeans/RoleCode must be DONOR if the activity is a transshipment notification and SpecifiedFACatch/SpeciesCode=BFT and SpecifiedFACatch.TypeCode=LOADED	E	
FA-L02-00-0344	FishingActivity/SpecifiedFACatch/SpecifiedFLUXLocation/TypeCode, FishingActivity/TypeCode, SpecifiedFACatch/TypeCode	SpecifiedFLUXLocation/TypeCode must be AREA if the activity is a transshipment notification and SpecifiedFACatch/TypeCode=LOADED	E	

8.30. Additional rules for a transshipment or relocation declaration

For the rules in this section, the reference date for checking validity of the business rules and corresponding codes and code lists is FLUXFAReportMessage/FAReportDocument/RelatedFLUXReportDocument/CreationDateTime (ie. the report creation date and time).

BR-ID	Entity/Attribute	BR	E/W	Note
<i>CONDITION</i>	<i>FishingActivity/TypeCode, FishingActivity/FAReportDocument/TypeCode</i>	IF TRANSHIPMENT OR RELOCATION DECLARATION		<i>All rules in this table apply to reports that match this condition. Does not apply to sub-activities of this type.</i>
FA-L02-00-0449	FishingActivity/SpecifiedFLAPDocument, SpecifiedFACatch/SpeciesCode	Check presence. Must be present if the activity is a relocation or transshipment declaration and SpecifiedFACatch/SpeciesCode = BFT	W	
FA-L02-00-0448	FishingActivity/SpecifiedFLAPDocument/ID, SpecifiedFACatch/SpeciesCode	If the activity is a relocation or transshipment declaration and SpecifiedFACatch/SpeciesCode is BFT, the attribute schemeID of SpecifiedFLAPDocument/ID must be ICCAT_AUTHORIZATION.	W	If FishingActivity/SpecifiedFLAPDocument is present

8.31. Rules for FA Query entity

For the rules in this section, the reference date for checking validity of the business rules and corresponding codes and code lists is FLUXFAQueryMessage/FAQuery/SubmittedDateTime (ie. the creation date and time of the query).

BR-ID	Entity/Attribute	BR	E/W	Note
FA-L00-00-0350	FAQuery/TypeCode	Check presence. Must be present.	E	
FA-L01-00-0351	FAQuery/TypeCode	Check attribute listID. Must be FA_QUERY_TYPE	E	
FA-L01-00-0352	FAQuery/TypeCode	Check code. Must be existing in the list specified in attribute listID	E	
FA-L00-00-0353	FAQuery/ID	Check attribute schemeID. Must be UUID.	E	If this rule fails, the FLUX Transportation Layer operation number (SchemeID=FLUXTL_ON) shall be used as ReferencedID.
FA-L01-00-0354	FAQuery/ID	Identifier must comply to the schemeID rules.	E	Check is case insensitive. If this rule fails, the FLUX Transportation Layer operation number (SchemeID=FLUXTL_ON) shall be used as ReferencedID.
FA-L03-00-0650	FAQuery/ID	The identification must be unique and not already exist	E	

BR-ID	Entity/Attribute	BR	E/W	Note
FA-L00-00-0355	FAQuery/SubmittedDateTime	Check presence. Must be present.	E	
FA-L01-00-0356	FAQuery/SubmittedDateTime	Check Format. Must be according to the definition provided in 7.1(2)	E	
FA-L03-00-0357	FAQuery/SubmittedDateTime	Date must be in the past.	W	A threshold of 10 minutes to compensate for incorrect clock synchronization of the exchanging systems must be taken into account.
FA-L00-00-0358	FAQuery/SubmitterFLUXParty/ID	Check presence. Must be present	E	
FA-L01-00-0359	FAQuery/SubmitterFLUXParty/ID	Check attribute schemeID. Must be FLUX_GP_PARTY	E	
FA-L03-00-0360	FAQuery/SubmitterFLUXParty/ID	Check if SubmitterFLUXParty/ID is consistent with FLUX TL envelope values.	W	The party sending the message must be the same as the one from the FR value of the FLUX TL envelope. Only the part before the first colon is to be considered: Eg. ABC:something => only ABC refers to the party for the purpose of this rule.
FA-L02-00-0651	FAQuery/SubmitterFLUXParty/ID	Check value of ID. Must be existing on the list specified in the schemeID.	E	
FA-L02-00-0361	FAQuery/SpecifiedDelimitedPeriod, FAQuery/TypeCode	Check presence. Must be present if FAQuery/TypeCode is VESSEL	E	
FA-L00-00-0362	FAQuery/SpecifiedDelimitedPeriod/StartDateTime	Check presence. Must be present if SpecifiedDelimitedPeriod is present.	E	
FA-L01-00-0363	FAQuery/SpecifiedDelimitedPeriod/StartDateTime	Check Format. Must be according to the definition provided in 7.1(2)	E	
FA-L00-00-0364	FAQuery/SpecifiedDelimitedPeriod/EndDateTime	Check presence. Must be present if SpecifiedDelimitedPeriod is present.	E	
FA-L01-00-0365	FAQuery/SpecifiedDelimitedPeriod/EndDateTime	Check Format. Must be according to the definition provided in 7.1(2)	E	
FA-L02-00-0366	FAQuery/SimpleFAQueryParameter	Check presence. 2 occurrences must be present.	E	
FA-L01-00-0367	FAQuery/SimpleFAQueryParameter/TypeCode	Exactly one occurrence must be value CONSOLIDATED.	E	
FA-L00-00-0375	FAQuery/SimpleFAQueryParameter/TypeCode	At most one occurrence with TypeCode VESSELID	E	

8.32. Rules for FA QueryParameter entity

For the rules in this section, the reference date for checking validity of the business rules and corresponding codes and code lists is FLUXFAQryMessage/FAQry/SubmittedDateTime (ie. the creation date and time of the query).

BR-ID	Entity/Attribute	BR	E/W	Note
FA-L01-00-0369	FAQryParameter/TypeCode	Check attribute listID. Must be FA_QUERY_PARAMETER	E	
FA-L01-00-0370	FAQryParameter/TypeCode	Check code. Must be existing in the list specified in attribute listID	E	
FA-L02-00-0371	FAQryParameter/TypeCode, FAQry/TypeCode	Must be value VESSELID if FAQry/TypeCode is VESSEL or must be value TRIPID if FAQry/TypeCode is TRIP	E	
FA-L02-00-0372	FAQryParameter/ValueID, FAQryParameter/TypeCode	Check presence. Must be present if Type is VESSELID or TRIPID	E	
FA-L02-00-0373	FAQryParameter/ValueID, FAQryParameter/TypeCode	Check schemeID. Must be value from the list FLUX_VESSEL_ID_TYPE if TypeCode is VESSELID	E	
FA-L02-00-0374	FAQryParameter/ValueID, FAQryParameter/TypeCode	Check schemeID. Must be value CFR or IRCS ²⁹ if Type is VESSELID	E	For queries of type "VESSELID", only the query on CFR is mandatory for EU flagged vessels with CFR. For other vessels query on IRCS is mandatory.
FA-L02-00-0376	FAQryParameter/ValueID, FAQryParameter/TypeCode	Check schemeID. Must be value EU_TRIP_ID if TypeCode is TRIPID	E	For EU vessels only EU_TRIP_ID
FA-L01-00-0377	FAQryParameter/ValueID	Check format. Must be according to the format specified in schemeID.	E	
FA-L02-00-0378	FAQryParameter/ValueCode, FAQryParameter/TypeCode	Check presence. Must be present if TypeCode is CONSOLIDATED	E	
FA-L01-00-0379	FAQryParameter/ValueCode	Check value. Must be Y or N.	E	
FA-L02-00-0652	FAQryParameter/ValueCode, FAQryParameter/TypeCode	Check attribute listID. Must be BOOLEAN_TYPE if TypeCode is CONSOLIDATED	E	

²⁹ See Table 48

8.33. Rules for FLUX Response entity

For the rules in this section, the reference date for checking validity of the business rules and corresponding codes and code lists is FLUXResponseMessage/FLUXResponseDocument/CreationDateTime (ie. the creation date and time of the response).

BR-ID	Entity/Attribute	BR	E/W	Note
FA-L00-00-0380	FLUXResponseDocument/ID	Check attribute schemeID. Must be UUID.	E	
FA-L01-00-0381	FLUXResponseDocument/ID	Check Format. Must be according to the specified schemeID.	E	Must be according to RFC4122 format for UUID. Check is case insensitive.
FA-L03-00-0382	FLUXResponseDocument/ID	The identification must be unique and not already exist.	E	
FA-L00-00-0383	FLUXResponseDocument/ReferencedID	Check attribute schemeID. Must be a valid value from code list FLUX_GP_MSG_ID.	E	<i>The UUID of the original message (schemeID=UUID) shall be used as a reference. In cases when this UUID of the original message is not available (eg. not present or XSD failure of that message), erroneous (invalid UUID format) or not correctly used in the original message (eg. wrong or no schemeID), the FLUX Transportation Layer operation number (SchemeID=FLUXTL_ON) shall be used³⁰.</i>
FA-L01-00-0384	FLUXResponseDocument/ReferencedID	Check Format. Must be according to the specified schemeID.	E	Check is case insensitive.
FA-L03-00-0385	FLUXResponseDocument/ReferencedID	The identification must exist for a FLUXFAReportMessage or for a FLUXFAQuery message	W	
FA-L00-00-0386	FLUXResponseDocument/ResponseCode	Check presence. Must be present.	E	
FA-L02-00-0387	FLUXResponseDocument/ResponseCode	Check attribute listID. Must be FLUX_GP_RESPONSE	E	
FA-L02-00-0388	FLUXResponseDocument/ResponseCode	Check value. Code must be value of the specified code list in listID.	E	
FA-L00-00-0389	FLUXResponseDocument/CreationDateTime	Check presence. Must be present.	E	
FA-L01-00-0390	FLUXResponseDocument/CreationDateTime	Check Format. Must be according to the definition provided in 7.1(2).	E	
FA-L01-00-0391	FLUXResponseDocument/CreationDateTime	Date must be in the past.	W	
FA-L00-00-0553	FLUXResponseDocument/RespondentFLUXParty	Check presence. Must be present	E	

³⁰ When the following rules fail, the schemeID FLUXTL_ON is expected to be used as a reference to the original message: FA-L00-00-0000, FA-L00-00-0001, FA-L01-00-0002, FA-L01-00-0003, FA-L00-00-0353 and FA-L01-00-0354.

BR-ID	Entity/Attribute	BR	E/W	Note
FA-L02-00-0368	FLUXResponseDocument/ValidationResultDocument, FLUXResponseDocument/ResponseCode	At least one occurrence if ResponseCode <> OK	E	

8.34. Rules for Respondent FLUX_Party entity

For the rules in this section, the reference date for checking validity of the business rules and corresponding codes and code lists is FLUXResponseMessage/FLUXResponseDocument/CreationDateTime (ie. the creation date and time of the response).

BR-ID	Entity/Attribute	BR	E/W	Note
FA-L00-00-0392	RespondentFLUXParty/ID	Check presence. Must be present	E	
FA-L01-00-0393	RespondentFLUXParty/ID	Check attribute schemeID. Must be FLUX_GP_PARTY	E	
FA-L03-00-0394	RespondentFLUXParty/ID	Check if RespondentFLUXParty/ID is consistent with FLUX TL values.	W	The party sending the response must be the same as the one from the FR value of the FLUX TL envelope. Only the part before the first colon is to be considered: Eg. ABC:something => only ABC refers to the party for the purpose of this rule.

8.35. Rules for Validation Result Document entity

For the rules in this section, the reference date for checking validity of the business rules and corresponding codes and code lists is FLUXResponseMessage/FLUXResponseDocument/CreationDateTime (ie. the creation date and time of the response).

BR-ID	Entity/Attribute	BR	E/W	Note
FA-L00-00-0395	ValidationResultDocument/ValidatorID	Check presence. Must be present.	E	
FA-L01-00-0396	ValidationResultDocument/ValidatorID	Check schemeID. Must be FLUX_GP_PARTY.	E	
FA-L01-00-0555	ValidationResultDocument/ValidatorID	Check value. Must be value from the code list specified in schemeID.	E	
FA-L02-00-0554	ValidationResultDocument/ValidationQualityAnalysis, FLUXResponseDocument/ResponseCode	At least one occurrence must be present if ResponseCode <> OK	E	

8.36. Rules for Validation Quality Analysis entity

For the rules in this section, the reference date for checking validity of the business rules and corresponding codes and code lists is FLUXResponseMessage/FLUXResponseDocument/CreationDateTime (ie. the creation date and time of the response).

BR-ID	Entity/Attribute	BR	E/W	Note
FA-L00-00-0397	ValidationQualityAnalysis/ID	Check presence. Must be present.	E	
FA-L01-00-0398	ValidationQualityAnalysis/ID	Check schemeID. Must be FA_BR.	E	
FA-L01-00-0399	ValidationQualityAnalysis/ID	Check value. Code must be value of the specified code list in listID.	E	Note: only active rules, valid at report creation date and applicable to the context are to be considered.
FA-L02-00-0400	ValidationQualityAnalysis/Level Code	Check presence. Must be present.	E	
FA-L01-00-0401	ValidationQualityAnalysis/Level Code	Check listID. Must be FLUX_GP_VALIDATION_LEVEL.	E	
FA-L01-00-0402	ValidationQualityAnalysis/Level Code	Check Code. Must be in the list specified in listID.	E	
FA-L01-00-0403	ValidationQualityAnalysis/Type Code	Check listID. Must be FLUX_GP_VALIDATION_TYPE.	E	
FA-L01-00-0406	ValidationQualityAnalysis/Type Code	Check value of TypeCode. Must be in the list specified in listID.	E	
FA-L00-00-0404	ValidationQualityAnalysis/Result	Must be non-empty	W	
FA-L01-00-0405	ValidationQualityAnalysis/ReferencedItem, ValidationQualityAnalysis/Type Code	At least one non-empty occurrence if TypeCode is ERR or WAR.	W	x-path to the location in the FLUXFAResponseMessage causing the rule to fail

9. XML EXAMPLES

XML examples will be provided on the Master Data Register page of the European Commission Fisheries website² (see reference on page 7).

10. CODE LISTS

All XSDs and code lists are listed in the Master Data Register of DG MARE of European Commission² (see reference on page 7).

The values mentioned in above tables for the listID attribute refer to a code list alias in the table below, which can be used to find the code list in MDR or query the code lists from MDM services using the FLUX Master Data Management specifications³¹.

Code list alias (ListID in the XSD)
BOOLEAN_TYPE
CONVERSION_FACTOR
EFFORT_ZONE
FA_BAIT_TYPE
FA_BFT_SIZE_CATEGORY
FA_BR
FA_CATCH_TYPE
FA_CHARACTERISTIC
FA_DEVICE_GEAR_ATTACHMENT
FA_FISHERY
FA_GEAR_CHARACTERISTIC
FA_GEAR_PROBLEM
FA_GEAR_RECOVERY
FA_GEAR_ROLE
FA_QUERY_TYPE
FA_QUERY_PARAMETER
FA_REASON_ARRIVAL
FA_REASON_DEPARTURE
FA_REASON_DISCARD
FA_REASON_ENTRY
FA_TRIP_ID_TYPE
FA_VESSEL_ROLE
FAO_AREA
FAO_SPECIES
FARM
FISH_FRESHNESS
FISH_PACKAGING
FISH_PRESENTATION
FISH_PRESERVATION
FISH_SIZE_CLASS
FISHING_TRIP_TYPE
FLAP_ID_TYPE
FLUX_CONTACT_ROLE
FLUX_FA_FMC
FLUX_FA_REPORT_TYPE
FLUX_FA_TYPE
FLUX_GP_MSG_ID
FLUX_GP_PARTY
FLUX_GP_PURPOSE
FLUX_GP_RESPONSE

³¹ FLUX BRS: P1000 – 10; MDM domain

FLUX_GP_VALIDATION_LEVEL
FLUX_GP_VALIDATION_TYPE
FLUX_LOCATION_CHARACTERISTIC
FLUX_LOCATION_TYPE
FLUX_PROCESS_TYPE
FLUX_UNIT
FLUX_VESSEL_ID_TYPE
GEAR_TYPE
GENDER
GFCM_GSA
LOCATION
MANAGEMENT_AREA
MEMBER_STATE
RFMO
STAT_RECTANGLE
TARGET_SPECIES_GROUP
TERRITORY
VESSEL_ACTIVITY
VESSEL_STORAGE_TYPE
WEIGHT_MEANS

11. FLUX TL ENVELOPE PARAMETERS

The following FLUX TL parameters must be used for transmission of FLUX FA Report Messages, FLUX FA Query Messages and the related FLUX Response messages described in this document.

Common name	FLUX TL Envelope Tag name	Value	Remark
Dataflow name	DF	urn:un:unece:uncefact:fisheries:FLUX:FA:EU:2	According to format: urn:un:unece:uncefact:fisheries:FLUX:[domain]:[context]:[version]
Timeout DateTime	TODT	DateTime (in UTC) of creation of the envelope + 20 minutes.	Value expressed as XSD DateTime in UTC. Must be according to the definition provided in 7.1(2)
Acknowledge Receipt	AR	True	This parameter indicates that FLUX TL will always return an acknowledgement of receipt when the message has been received by the FLUX TL destination node. Note: a non-delivery message is always sent when the recipient cannot be reached, or timeout (TODT) time has been expired.

12. VERSIONING

Version	Comment	Date
1.0.0		31/05/2016
2.0.0		08/10/2016
2.0.1		28/10/2016
2.0.2		03/11/2016
2.1.0	Including changes and clarifications based on feedback from FTF, MS and developers.	01/08/2017
2.1.1	<p>Including changes proposed by FTF WG on 20/09/2017 and accepted by ERS and Data Management Group on 21/09/2017.</p> <p>Changes in rules as compared to v2.1.0:</p> <ul style="list-style-type: none"> -Rule FA-L01-00-0242 has been removed as it was duplicate. -Rule FA-L01-00-0134 has been added. -Rule FA-L02-00-0286 has been updated: Irrelevant condition removed. -Rules FA-L03-00-0007, FA-L03-00-0027, FA-L03-00-0041, FA-L02-00-0042 & FA-L03-00-0357 have been updated: The threshold value has been defined to be 10 minutes. -Rule FA-L03-00-0061: WAR -> ERR -Rule FA-L03-00-0016: WAR -> ERR -Rule FA-L00-00-0159 has been updated: Missing condition has been added. -Rule FA-L02-00-0162, FA-L02-00-0165 has been updated: Missing condition has been added. 	29/09/2017
2.2.0	<p>Including changes proposed at ERS and Data Management Group on 22-23/11/2017, 24-25/01/2018.</p> <p>Changes to resolve blocking issues:</p> <p>A) Changes to the definition:</p> <ul style="list-style-type: none"> -FA-L00-00-0079 has been corrected as it made all pair fishing reports fail due to reference to wrong data element -Missing condition has been added to FA-L02-00-0107 and FA-L02-00-0108 as the definition made all prior notification of transshipment reports fail. <i>In addition, the condition related to the presence of OccurrenceDateTime is irrelevant as Start and end date/time are required for a landing or transshipment declaration. (modified following a comment on the draft impl. doc. published)</i> -FA-L02-00-0338 has been corrected as it potentially accepted incorrect values for NB_CAGES_TOWED characteristic. <p>B) Removed rules:</p> <ul style="list-style-type: none"> -FA-L02-00-0272 has been removed. The data element "source vessel storage" is optional so there is no need for a business rule. <p>C) Trivial changes (no impact on the implementation of the rule)</p> <ul style="list-style-type: none"> -Due to a bug in FLUX TL bridge the FR parameter, required for the rules FA-L03-00-0016 and FA-L03-00-00394, is not available. Therefore the result for those rules is changed ERR -> WAR (at least until all parties have FLUX TL 1.7.1) -At least 3 MS have reported not to be able to provide a structured address and have requested to be able to exchange an address string. This has been accepted on a temporary basis. As a consequence: FA-L00-00-0080, FA-L00-00-0084, FA-L00-00-0086: ERR -> WAR <p>Changes to resolve non-blocking issues:</p> <p>A) Changes to the definition:</p> <ul style="list-style-type: none"> -FA-L00-00-0080 has been updated to make street name mandatory, unless a post office box has been provided FA-L00-00-0159 has been updated to make live weight optional for landing and transshipment declarations -FA-L02-00-0162 has been updated to specify when weighing means is required -FA-L01-00-0367 has been updated to ensure exactly one occurrence of the FA Query parameter "consolidated" <p>B) Removed rules:</p> <ul style="list-style-type: none"> -FA-L02-00-0168 has been removed as there is no legal obligation to report size category (s6/s8) for BFT fisheries. <p>C) Clarifications added:</p> <ul style="list-style-type: none"> -FA-L02-00-0156: Clarification added to specify that if <u>both</u> life and product weight are missing => unitQuantity (#fish) = mandatory -FA-L02-00-0410, FA-L02-00-0411 and FA-L02-00-0253: Explicitly specified those rules only apply to catches reported under the main activity (not in sub-activities) 	01/02/2018; <i>updated</i> 15/02/2018 <i>integrating final</i> <i>comments.</i>

	<p>-A footnote was added to Table 53 in relation to rule FA-L02-00-0123 for attribute QG (quantity of gear) in the context of gillnets (GN, GNS, GND, GNC, GTN and GTR) to indicate it is conditional in line with Art. 34b (2c) of (EU) no 227/2013. There is no impact on the implementation of the BR.</p> <p>D) Trivial changes (no impact on the implementation of the rule):</p> <p>-FA-L02-00-0440 has been renamed to FA-L02-00-0441.</p> <p>-FA-L01-00-9998 has been updated to FA-L03-00-9998.</p> <p>-FA-L03-00-0004: WAR -> ERR (to ensure consistency)</p> <p>-The note related to FA-L03-00-0031 has been corrected: "message" > "report" to be more clear.</p> <p>-ListID attribute with reference to GENDER code list has been added for ContactParty/SpecifiedContactPerson/Gender data element.</p> <p>-Structured Address: optional data element Identification has been removed from Table 37</p> <p>-FA-L03-00-9998 and FA-L00-00-9999: WAR -> ERR in order to be in line with bullet point 5 of chapter 6.5 (modified following a comment on the draft impl. doc. published)</p>	
2.3.0	<p>Changes proposed to resolve issues detected while testing the exchanges for the FA domain.</p> <p>Changes to resolve (potentially) blocking issues:</p> <p>A) Changes to the definition:</p> <p>-FA-L01-00-0125: Corrected a typing mistake in a code list name: <u>FA_GEAR_CHARACTERISTICS</u> instead of GEAR_CHARACTERITICS.</p> <p>-FA-L02-00-0201: Added a condition that the Identifier of the location is optional when providing an address.</p> <p>-FA-L02-00-0218: Corrected a typing mistake in a code listed: GEAR_RETRIEVED is replaced by GEAR_RETRIEVAL.</p> <p>-Rules FA-L02-00-0415 and FA-L02-00-0416 have been moved from section 8.25 to section 8.26 and the condition has been updated (notification -> declaration). These rules apply to the arrival declaration (RTP) and not to the arrival notification (PNO).</p> <p>The business rules were not aligned to the description in sections 7.1.10 and 7.1.11.</p> <p>-Rule FA-L02-00-0335 (FLUXCharacteristic) has been corrected to be only applicable to relocation notifications and not to transshipment notifications.</p> <p>-Rules FA-L02-00-0339, FA-L02-00-0340 and FA-L02-00-0448 have been moved from 8.29 to a new section 8.30 because the authorization identifiers are only relevant for relocation/transshipment <u>declarations</u> of BFT and not for notifications (changed condition: notification -> declaration). A new rule FA-L02-00-0449 (Warning) has been added to check presence of SpecifiedFLAPDocument entity.</p> <p>B) Removed rules:</p> <p>-FA-L02-00-0253: Rule FA-L02-00-0275 covers more precisely the case of BFT relocation/transfer declarations: destinationLocation is required when unloading the catches to another vessel.</p> <p>Changes to resolve non-blocking issues:</p> <p>A) Changes to the definition:</p> <p>-With current implementation it is not possible to send eg. catches ONBOARD (in addition to the catches UNLOADED/LOADED) in a landing/transshipment declaration without providing also processing and product info. The following changes are therefore proposed:</p> <ol style="list-style-type: none"> FA-L02-00-0189, FA-L02-00-0219: Conditions added to ensure product weight is only required for catches of types UNLOADED/LOADED in a LANDING/TRANSHIPMENT. Another condition has been added to require product weight when both (live) WeightMeasure and (live) UnitQuantity are missing. FA-L00-00-0181: Conditions in this rule can be simplified because they are covered by point a) FA-L00-00-0159: Another condition has been added to ensure live weight is NOT required for catches of other types than UNLOADED/LOADED in a LANDING/TRANSHIPMENT. FA-L00-00-0171: Aligned the conditions for FISH_PRESERVATION_STATE with description in point a) <p>These changes will ensure better alignment with other contexts (eg. NEAFC) where eg. catch on board prior or after transshipment is required in the transshipment reports.</p> <p>-Rule FA-L02-00-0269 has been updated to test for the presence of the entity FishingActivity/DestinationVesselStorageCharacteristic instead of the data element DestinationVesselStorageCharacteristic/TypeCode. The presence of the TypeCode is already required by rule FA-L00-00-0230</p> <p>B) Removed rules:</p> <p>-Rules FA-L01-00-0073 and FA-L01-00-0075 verifying the tags SpecifiedContactPerson/GivenName and SpecifiedContactPerson/FamilyName are not empty. These conditions are covered by the rules FA-L00-00-0072 and FA-L00-</p>	27/07/2018.

	<p>00-0074 that check for presence of this data element, in line with the general rules described in the introduction of chapter 8.</p> <p>-Rule FA-L02-00-0271 has been deleted because it is covered by FA-L01-00-0052.</p> <p>-Rule FA-L00-00-0427 has been deleted because it is covered by FA-L01-00-0150.</p> <p>C) Clarifications added:</p> <p>-Date/time format has been further clarified in section 7.1(2). All references to date/time formats have been updated throughout the document. The following rules are potentially affected: FA-L01-00-0006, FA-L01-00-0026, FA-L01-00-0040, FA-L01-00-0094, FA-L01-00-0356, FA-L01-00-0363, FA-L01-00-0365, FA-L01-00-0390.</p> <p>-The use of FLUX and GEAR Characteristics in combination with the UN/DATE_TYPE information available in the MDR code lists has been clarified. In addition:</p> <p style="padding-left: 40px;">a) if UN_DATA_TYPE=NUMBER => use (Gear or FLUX)Characteristic/ValueMeasure. Affecting rules FA-L00-00-0128, FA-L00-00-0223</p> <p style="padding-left: 40px;">b) if UN_DATA_TYPE=BOOLEAN => use (Gear or FLUX)Characteristic/Valueindicator. Affecting rules FA-L00-00-0129, FA-L00-00-0225</p> <p>-FA-L01-00-0191: It has been clarified that at least one of the trip identifiers is an EU_TRIP_ID.</p> <p>D) Trivial changes (no impact on the implementation of the rule):</p> <p>-Regional Fisheries Management_Organisation in the FLUXLocation entity has cardinality 0..1 as per XSD, instead of 0..*.</p> <p>-The result text of the business rule FA-L02-00-0446 has been corrected in MDR.</p>	
2.3.1	<p>Changes agreed at the ERS & Data Management group meeting of November 2018 to address issues detected during testing with Member States</p> <p>A) Removed rules:</p> <p>-FA-L03-00-0031: duplicate checking on the basis of report ID only generates too many warnings due to the daily exchanges of complete electronic logbooks.</p> <p>-FA-L02-00-0217 and FA-L02-00-0218: These rules check presence of the RFMO value in each FLUXLocation, irrespective of the actual legal requirement to provide this information.</p> <p>B) Trivial changes (no impact on the implementation of the rule):</p> <p>-FA-L01-00-0209 and FA-L01-00-0212: ERR -> WAR, so that latitude and longitude values with less than 3 decimal positions are accepted as valid values within the respective ranges.</p> <p>-FA-L01-00-0174 and FA-L03-00-0175: ERR -> WAR. The use of CF needs to be further clarified. A CF of 0 should be allowed to cover cases where there are multiple products for one fish. There seems to be some uncertainty on when to use which area (location where catches are taken) or relevant country (EU, flag state) to look up the CF in the MDR code list. Furthermore it seems the conversion factor code list on MDR may not be complete.</p> <p>-Some editorial changes.</p>	29/11/2018 19/12/2018
2.4	<p>Changes proposed at the ERS & Data Management group meeting of 23-24/01/2019 and adoption of recommendation 68 of 22/03/2019.</p> <p>In chapter 8 it has been specified that the validation of formats of ID values must be based on the format description and expression provided in the code list in the Master Data Register for the schemeID used. If no format is specified any value is acceptable.</p> <p>A) Changes to the definition of rules:</p> <p>-FA-L01-00-0209 (ERR) modified to require the LatitudeMeasure to be a number with at least 1 decimal between -90.0 and 90.0 (included).</p> <p>-FA-L01-00-0212 (ERR) modified to require the LongitudeMeasure to be a number with at least 1 decimal between -180.0 and 180.0 (included).</p> <p>-FA-L01-00-0174 (WAR) modified to include CF=0 or CF >=1</p> <p>-FA-L03-00-0175 (WAR) modified to refer to a new section 14.4 clarifying the decision tree to determine which CF to use/provide. Also the data element flag state (of the reporting vessel) has been added to the conditions.</p> <p>-FA-L03-00-0045 (WAR) modified to rely on information provided in the business message only. Report owner must be identical to sender of the message, unless sender of the message starts with "X". The rule level is also changed to L02 and this impacts the identifier: FA-L02-00-0045</p> <p>B) Removed rules:</p> <p>-FA-L01-00-0208 and FA-L01-00-0211 have been removed as the conditions are now covered by modified rules FA-L01-00-0209 and FA-L01-00-0212.</p> <p>-FA-L02-00-0282 has been removed: The rule is not in line with the requirements in Annex X of (EU) 404/2011. Discards must be documented in the same way as catches.</p> <p>The abovementioned rules have been marked as disabled in MDR.</p>	15/02/2019 22/03/2019

	<p>C) Added rules:</p> <ul style="list-style-type: none"> - Rule FA-L02-00-0188 (WAR) was added to ensure having at least one CF (or combination of parameters allowing to find a CF) which is ≥ 1. - Rules FA-L03-00-0145 (ERR) and FA-L01-00-0146 (ERR) have been added to ensure <i>listID</i> attribute in GearCharacteristic is present and has a valid value of an MDR code list and the valueCode is a value on that code list. - Rules FA-L03-00-0147 (ERR) and FA-L01-00-0148 (ERR) have been added to ensure <i>listID</i> attribute in FLUXCharacteristic is present and has a valid value of an MDR code list and the valueCode is a value on that code list. - Rule FA-L02-00-0600 (ERR) and FA-L02-00-0601 (ERR) have been added to reflect requirements related to reporting of target species in certain activity reports. These rules only apply when the data element FishingActivity/SpeciesTarget is present. - Rule FA-L02-00-0605 (WAR) has been added to ensure only one catching is reported for the joint fishing operation declaration. This only applies to the main fishing activity (joint fishing operation), not to the related fishing activities (relocation). - Rule FA-L02-00-0610 (ERR) has been added to ensure there's no catch information provided in the gear-shot and gear-retrieval declarations. <p>D) Trivial changes (no impact on the implementation of the rule):</p> <ul style="list-style-type: none"> - Provision to report devices and gear attachments in the gear characteristics has been added. A new code list is added and an existing one updated. There are no new requirements added to rule FA-L02-00-0123 (WAR) for the time being. - Correction of reference to non-existing code list BOOLEAN_VALUE to BOOLEAN_TYPE in sections 7.2.2 and 10. - FA-L03-00-0016: WAR -> ERR - Clarification has been added to section 6.2.1 related to the order of the FAreportDocuments inside a FLUXFAreportMessage. - Clarification note has been added to rule FA-L01-00-0399 to highlight that only active rules, valid at report creation date and applicable to the context, are to be considered. 	
2.5	<p>Changes proposed at the ERS & Data Management group meeting of 22-23/01/2020 and adoption of recommendation 95 of 27/05/2020.</p> <p>A) Changes to the definition of rules:</p> <ul style="list-style-type: none"> - Rules FA-L00-00-0001 up to FA-L00-00-0017: Message creation date/time is the reference date to consider for the validation process instead of report creation date/time. - Rule FA-L00-00-0055: Definition has been changed so that the role of each vessel involved in the operation is required but that it does not (anymore) apply to the vessels reported in the quota allocation sub-activities of a JFO. - FA-L02-00-0123 (WAR): Align conditions of the rule with the updated table in annex 14.1. - FA-L02-00-0366 (ERR) has been updated to ensure an FA Query can only be done for one vessel or one TripID. <p>B) Removed rules:</p> <ul style="list-style-type: none"> - FA-L03-00-0061 (ERR) has been deleted/disabled as it is replaced by 6 new rules specifying the mandatory vessel identifiers to be reported for EU and non-EU vessels separately as well as for reporting vessels and other vessels involved in fishing operations. - FA-L03-00-0066 (WAR) has been deleted/disabled as it contained an unclear reference to a foreign vessel register. - FA-L02-00-0339, FA-L02-00-0340 have been deleted because the rules to validate FLAP information always apply when such information is present and not only under certain conditions. <p>C) Added rules:</p> <ul style="list-style-type: none"> - FA-L03-00-0630 (ERR), FA-L03-00-0631 (ERR), FA-L03-00-0632 (ERR), FA-L03-00-0633 (ERR), FA-L03-00-0634 (ERR), FA-L03-00-0635 (ERR) have been added, replacing rule FA-L03-00-0061 (ERR), to validate precense of the required vessel IDs. - FA-L03-00-0637 (WAR), FA-L03-00-0638 (WAR) have been added, replacing rule FA-L03-00-0066 WAR), to validate IRCS/Ext mark and UVI against a fleet register. - FA-L00-00-0620 (ERR), FA-L00-00-0621 (ERR) are added in order to ensure master/agent information is provided for the reporting and pair fishing partner vessel. - FA-L02-00-0622 (ERR) has been added in order to check presence of the SpecifiedFACatch entity for activity report types. - FA-L01-00-0627 (ERR), FA-L01-00-0628 (ERR) have been added to validate the message and report owners against the code list specified in the schemeID. 	05/05/2020

	<ul style="list-style-type: none"> - FA-L02-00-0656 (ERR), FA-L02-00-0657 (ERR), FA-L02-00-0658 (ERR), FA-L02-00-0659 (ERR), FA-L02-00-0660 (ERR), FA-L02-00-0662 (ERR), FA-L02-00-0663 (ERR), FA-L02-00-0664 (ERR), FA-L02-00-0665 (ERR), FA-L02-00-0666 (ERR) have been added to ensure proper reporting of areas where the catch has been taken in line with Annex X of the CIR 404/2011. - FA-L00-00-0640 (ERR) has been added to allow only one occurrence of the FLUXCharacteristic entity of each type in a FishingActivity entity. - FA-L00-00-0644 (ERR) has been added to ensure gear is reported for (joint) fishing operations when catches are reported. - FA-L02-00-0642 (ERR), FA-L00-00-0641 (ERR) have been added to check that at most one gear type is provided for the activity and catch. - FA-L02-00-0645 has been added to check that the entity delimited period is present for landing and transshipment activities. - FA-L02-00-0649 (ERR), FA-L02-00-0548 (ERR), FA-L02-00-0549 (ERR) have been added to ensure that in case reporting activities haul-by-haul, then the start and end positions are mandatory. FA-L02-00-0548 & FA-L02-00-0549 are rules that exist already in NEAFC context. - FA-L00-00-0646 (ERR), FA-L01-00-0647 (ERR), FA-L01-00-0648 (ERR) have been added in order to validate the FLAP information if this is provided. These rules do not add requirements to provide such information. - FA-L01-00-0636 (ERR) has been added in order to validate more precisely the IMO number format. - FA-L03-00-0650 (ERR) has been added to check uniqueness of the FA Query ID. - FA-L02-00-0651 (ERR) has been added to check that the submitter of an FA Query is an existing flux party. - FA-L02-00-0652 (ERR) has been added to validate the listID provided for one of the parameters of the FA Query. - FA-L03-00-0655 (WAR) add a rule to require one departure in each message. <p>D) Clarifications added:</p> <ul style="list-style-type: none"> - FA-L03-00-0038 (WAR): The definition of an “acknowledged” report has been clarified. - FA-L02-00-0374 (ERR): The rule has been clarified that query based on CFR is only applicable for EU <u>fishing</u> vessels as other vessels may not have a CFR. <p>E) Trivial changes (no impact on the implementation of the rule):</p> <ul style="list-style-type: none"> - Update Table 33 in chapter 7.1.15.8 – AAP_Product to correct the inconsistency in the documentation. There are no business rules affected. - Updated the remarks field in table 48 for one of the FA Query parameters. There are no business rules impacted. 	
2.5.1	<p>Corrigendum: Changes proposed at the ERS & Data Management group meeting of 24/09/2020 and adoption of recommendation 102 of 24/09/2020.</p> <ul style="list-style-type: none"> - Correction to the BR ID in the versioning notes “2.5”: FA-L02-00-0641 (ERR) has been corrected to FA-L00-00-0641 (ERR). - Editorial corrections - In several places, mainly in chapter 7, the “listID” attribute was used, whereas this attribute does not exist for identifiers and should be schemeID. 	01/09/2020
2.6	<p>Changes proposed at the ERS & Data Management group meeting of 23/09/2021 and adoption of recommendation 130 of 17/11/2021.</p> <ul style="list-style-type: none"> - Modify the default error text for rule FA-L03-00-0655 in MDR code list FA_BR_DEF to “Exactly one departure declaration must be present.” - Add a reference to PurposeCode to the list of affected entities and clarify the description of the rule FA-L03-00-0241. - Delete 2 business rules FA-L02-00-0053 and FA-L01-00-0054. 	05/11/2021
2.6.1	<p>Editorial changes proposed at the ERS & Data Management group meeting of 13-14/09/2023 and adoption of recommendation 168 of 30/11/2023.</p> <ul style="list-style-type: none"> - Clarifications added regarding the use of FLUXTL_ON in the ReferencedID when there is a problem with UUID of the original report or query message. - Clarification added regarding overloaded data elements. <p>Both clarifications align across all domains.</p>	10/11/2023

13. CONTACT

MARE-DATA-MANAGEMENT@ec.europa.eu

14. ANNEXES:

14.1. Gear characteristics to be reported for each gear type.

The table below (Table 53) shows which gear attributes are relevant to be provided for each type of gear³². There could be differences depending on where the gear attributes are used (eg. in a departure declaration or in a fishing operation).

The description of the gear attribute codes are provided in the MDR and repeated in this annex for convenience:

Code	EN_Description	Reference
ME	Mesh size	Art. 1.1(9) of annex X of (EU) No 1962/2015
MT	Model of trawl eg. side: OTB-1, OTM-1; stern: OTB-2, OTM-2	Annex XI of (EU) No 404/2011
GM	Gear dimension by length or width of the gear - in metres: <ul style="list-style-type: none">• length of beams• trawl – perimeter of opening• seine nets – overall length• purse seine – length• purse seine – one boat operated – length• width of dredges• gill nets – length	Annex XI of (EU) No 404/2011
GN	Gear dimension by number: for example <ul style="list-style-type: none">• number of trawls• number of beams• number of dredges• number of pots• number of hooks	Annex XI of (EU) No 404/2011
HE	Height	Annex XI of (EU) No 404/2011
NI	Number of lines	Annex XI of (EU) No 404/2011
NN	Number of nets in the fleet	Art. 34b(8) of (EU) No 227/2013
NL	Nominal length of one net in a fleet	Art. 34b(8) of (EU) No 227/2013
QG	Quantity of gear onboard	Art. 34b(2c) of (EU) No 227/2013
GD	Gear description	Optional free text
DA	Devices and gear attachments. Code from code list FA_DEVICE_GEAR_ATTACHMENT. Eg. T90, Bacoma exit window, etc. (see example in)	(EC) No 2187/2005, (EU) No 47/2018

The data elements marked with a * in the table below are referred to in column 2 of Annex XI of the Control Implementing Regulation (EU) No 404/2011.

³² Art. 34b(8) of (EU) No 227/2013 requires number of fleets in a set, soaking time and fishing depth to be reported under certain conditions. Number of fleets in a set (for gill nets) is to be reported as characteristics of the fishing operation. Soaking time is to be reported as a delimited_period.duration of the gear retrieval operation and fishing depth is to be reported as characteristic of the gear shot or gear retrieval operation as appropriate.

	ME	GM*	HE*	NL	GN*	NI*	NN	QG	MT*	GD	DA
Type (Unit)	Measure (MMT)	Measure (MTR)			Quantity				Text		Code
Trawl nets											
TBB	x	x			x						
OTB	x	x ³³							x ³²		
OT ³⁴	x	x ³²							x ³²		
OTT	x	x ³²			x				x ³²		
OTP ³³	x	x ³²							x ³²		
PTB	x	x ³²							x ³²		
PT ³³	x	x ³²							x ³²		
TB	x	x ³²							x ³²		
TBN	x	x ³²							x ³²		
TBS	x	x ³²							x ³²		
PUK ³³	x	x			x						
PUL ³³	x	x ³²							x ³²		
OTM	x								x		
PTM	x								x		
TM ³³	x								x		
TMS ³³	x								x		
TSP ³³	x								x		
TX ³³	x										
Seine nets											
SDN	x	x									
SSC	x	x									
SPR	x	x									
SX	x	x									
SV	x	x									
SB ³³	x	x									
Surrounding nets											
PS	x	x	x								
PS1	x	x	x								
PS2	x	x	x								
LA	x	x	x								
SUX ³³	x	x	x								
Dredges											
DRB		x			x						
Gillnets & entangling nets											
GN	x	x	x	x			x	x ³⁴			
GNS	x	x	x	x			x	x ³⁴			
GND	x	x	x	x			x	x ³⁴			
GNC	x	x	x	x			x	x ³⁴			
GTN	x	x	x	x			x	x ³⁴			
GTR	x	x	x	x			x	x ³⁴			
GNF ³³	x	x	x	x			x	x ³⁴			
GEN ³³	x	x	x	x			x	x ³⁴			
Traps											

³³ Perimeter of opening (GM) or model of trawl (MT) must be provided.

³⁴ Gear codes mentioned in Annex XI of (EU) no 404/2011 are the ones to be used by EU fishing vessels. The code mentioned is not in Annex XI. At the ERS & Data Management group meeting of January 2020, Member States requested to include additional gear codes from the code list GEAR_TYPE, even when these were not mentioned in the regulation. The list has therefore been extended with gears from the GEAR_TYPE code list and belonging to the same group or having the same FAO parent gear as gear types listed in the regulation. For gears that have an FAO parent gear code in the GEAR_TYPE code list, the same attributes are marked with an “x”. For other gears, only relevant gear attributes are marked with an “x”, such as mesh size for nets (required by Annex X(9)).

³⁴ Conditional in line with Art. 34b (2c) of (EU) no 227/2013

FPO					x						
Hook & lines											
LHP					x	x					
LHM					x	x					
LLS					x	x					
LLD					x	x					
LL					x	x					

Table 53: The use of gear_characteristics

Examples of how to report different types of gear characteristics:

```
<ram:ApplicableGearCharacteristic>
  <ram:TypeCode listID="FA_GEAR_CHARACTERISTIC">ME</ram:TypeCode>
  <ram:ValueMeasure unitCode="MMT">120</ram:ValueMeasure>
</ram:ApplicableGearCharacteristic>
```

```
<ram:ApplicableGearCharacteristic>
  <ram:TypeCode listID="FA_GEAR_CHARACTERISTIC">GM</ram:TypeCode>
  <ram:ValueMeasure unitCode="MTR">20</ram:ValueMeasure>
</ram:ApplicableGearCharacteristic>
```

```
<ram:ApplicableGearCharacteristic>
  <ram:TypeCode listID="FA_GEAR_CHARACTERISTIC">GN</ram:TypeCode>
  <ram:ValueQuantity unitCode="C62">2</ram:ValueQuantity>
</ram:ApplicableGearCharacteristic>
```

```
<ram:ApplicableGearCharacteristic>
  <ram:TypeCode listID="FA_GEAR_CHARACTERISTIC">GD</ram:TypeCode>
  <ram:Value languageID="GBR">Some textual description</ram:Value>
</ram:ApplicableGearCharacteristic>
```

```
<ram:ApplicableGearCharacteristic>
  <ram:TypeCode listID="FA_GEAR_CHARACTERISTIC">DA</ram:TypeCode>
  <ram:ValueCode listID="FA_DEVICE_GEAR_ATTACHMENT">T90</ram:ValueCode>
</ram:ApplicableGearCharacteristic>
```

The text in *italic* in the examples above is optional.

14.2. Example of the exchange of Fishing Activity reports during a trip

This example is describing a trip of one fishing vessel (FV) across multiple coastal party's waters (CS), and the exchange of fishing activity reports related to it.

- On Day 1, a Fishing Vessel (FV) from Flag State A (FS_A) departs from its home port (P_A) in Flag State A. On the same Day 1, two fishing operations (FOP₁, FOP₂) are performed in the FS_A waters.

=> At the end of Day 1, FS_A has received information about one departure and two fishing operations from the FV, but it does not need to forward any e-log of this trip.
- On Day 2, the FV enters waters of Coastal State B (CS_B) and performs one fishing operation (FOP₃) in those waters. Then it enters the waters of Coastal State C (CS_C) without performing any fishing operation.

=> When FS_A receives an update of the logbook from the FV, and at the latest at the end of Day 2, FS_A sends the complete e-log (including DEP, FOP₁, FOP₂, FOP₃) of the FV to CS_B. This e-log does not have to be forwarded to CS_C, however CS_C has the possibility to query the information of the e-log from FS_A.
- On Day 3, the FV performs a fishing operation (FOP₄) and one discard operation (DIS₁) in the waters of CS_C. It then sends a prior notification of return to port (PNO₁) for port P_D in Coastal State D (CS_D).

=> When FS_A receives the update of the logbook from the FV, expected at least 4 hours prior to the arrival at P_D, FS_A sends the complete e-log (including DEP, FOP₁, FOP₂, FOP₃, FOP₄, DIS₁, PNO₁) to CS_C and to CS_D. This information is not sent to CS_B, however CS_B still has the right to query the information from FS_A.
- Still on Day 3 and before entering port, the FV continues fishing in the CS_C waters (FOP₅). It is recommended to send an update of the PNO_{1bis}.

=> When FS_A receives the update of the logbook from FV, FS_A sends the complete e-log (including DEP, FOP₁, FOP₂, FOP₃, FOP₄, DIS₁, ~~PNO₁~~, FOP₅, PNO_{1bis}) to CS_C and to CS_D.
- On day Day 4 the FV is navigating through the waters of Coastal Parties D and C (CS_D and CS_C) without fishing. FV decides not to call to port P_D but instead it sends a PNO₂ for landing in Port B (P_B) from CS_B.

=> When FS_A receives the update of the logbook from FV, FS_A sends the complete e-log (including DEP, FOP₁, FOP₂, FOP₃, FOP₄, DIS₁, ~~PNO₁~~, FOP₅, ~~PNO_{1bis}~~, PNO₂) of FV to CS_D (where the vessel has cancelled its landing) and CS_B (where the vessel intends to land). Note that this e-log includes the cancellation of PNO_{1bis}. In case PNO_{1bis} is cancelled and not immediately followed by a new PNO₂, the message sent to CS_D will then not include PNO₂.
- Consider the message sent by FS_A, as described in previous paragraph, contains an error which should normally not pass validation. Say report PNO₂ contains the error and FS_B has wrongfully accepted the message, whereas FS_D has correctly rejected it.

=> FS_D rejects the message containing the complete electronic logbook, indicating that report PNO₂ caused the validation process to fail. FS_D and FS_A initiate the fall back procedure and it is concluded that FS_A indeed wrongfully validated the messages and should not have sent report PNO₂ as it was. FS_A then sends a delete message for the report PNO₂ to FS_B and FS_D, who in turn delete report PNO₂ from their databases. FS_A then transmits again the complete electronic logbook containing a corrected and correctly validated PNO_{2bis} report to FS_B and FS_D. All reports, except PNO_{2bis}, of this electronic logbook have been received previously by FS_B and FS_D, so they might have been validated already. In that case its not needed to validate these reports again. However, the same validation result should be returned.
- The FV arrives in port P_B on Day 4.

=> When FS_A receives the update of the logbook from FV, FS_A sends the complete e-log (including DEP, FOP₁, FOP₂, FOP₃, FOP₄, DIS₁, ~~PNO₁~~, FOP₅, ~~PNO_{1bis}~~, PNO_{2bis}, ARR) to CS_B.

- On Day 5 the landing is completed in port P_B .
 => When FS_A receives the update of the logbook from FV, FS_A sends the complete e-log (including DEP, FOP₁, FOP₂, FOP₃, FOP₄, DIS₁, ~~PNO₁~~, FOP₅, ~~PNO_{1bis}~~, PNO_{2bis}, ARR, LAN) to CS_B. Note that at this final stage, coastal states CS_C and CS_D don't receive the e-log, but they have the possibility to query all information related to this trip of this FV until 36 months from the departure on Day 1.

14.3. Contents and structure of a FLUX FA Report Message

The diagram below illustrates how fishing activity business information is reported as part of an FA Report Document and how these are grouped into an FLUX FA Report Message for transmission.

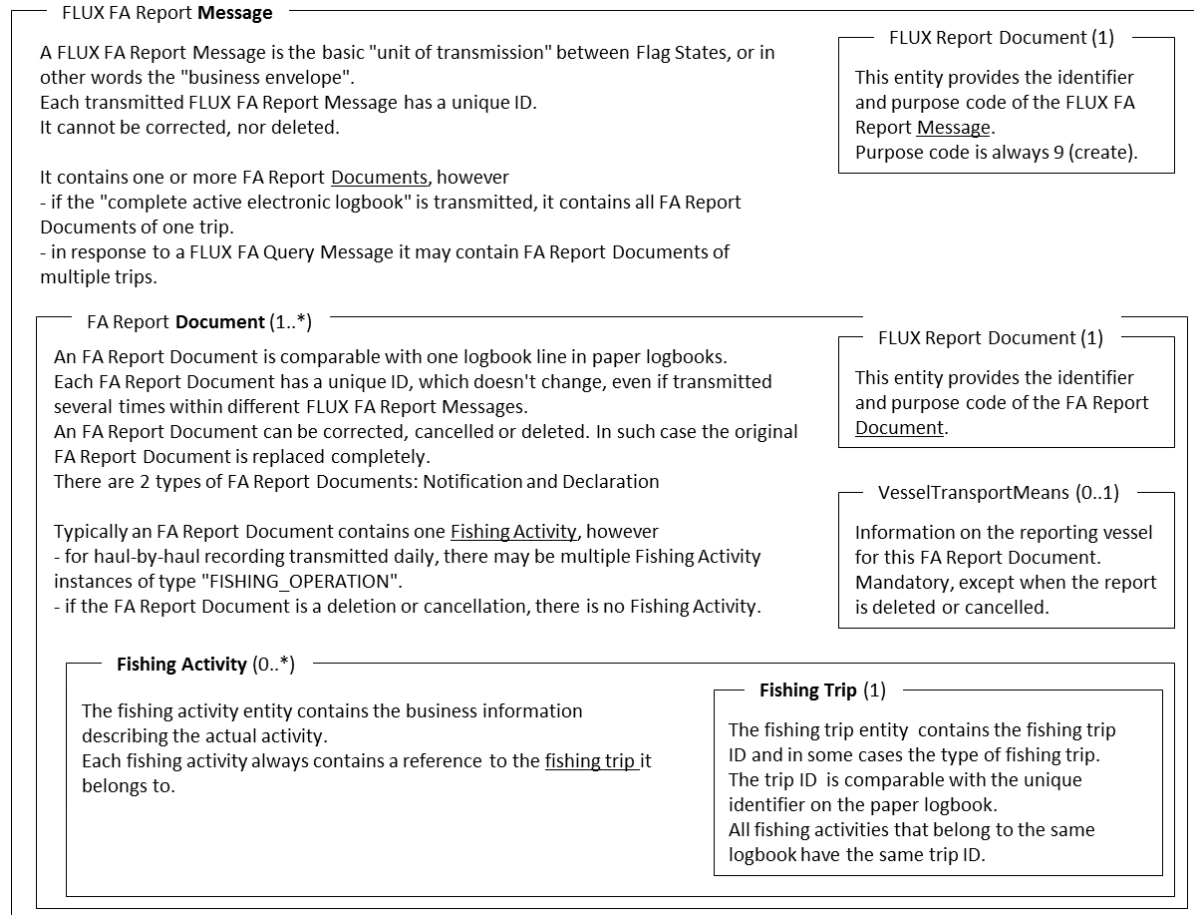


Figure 7: Contents of a FLUX FA Report Message

14.4. Decision tree to determine which conversion factor is applicable

The diagram below illustrates which conversion factor (CF) is to be used (based on art. 49 of (EU) 404/2011) and whether or not a CF must be provided in the report. The reference (whether or not the CF exists) is the MDR code list CONVERSION_FACTOR. If the CF does not appear on this code list, it should be considered as non-existing for the purpose of the data exchanges described in this document.

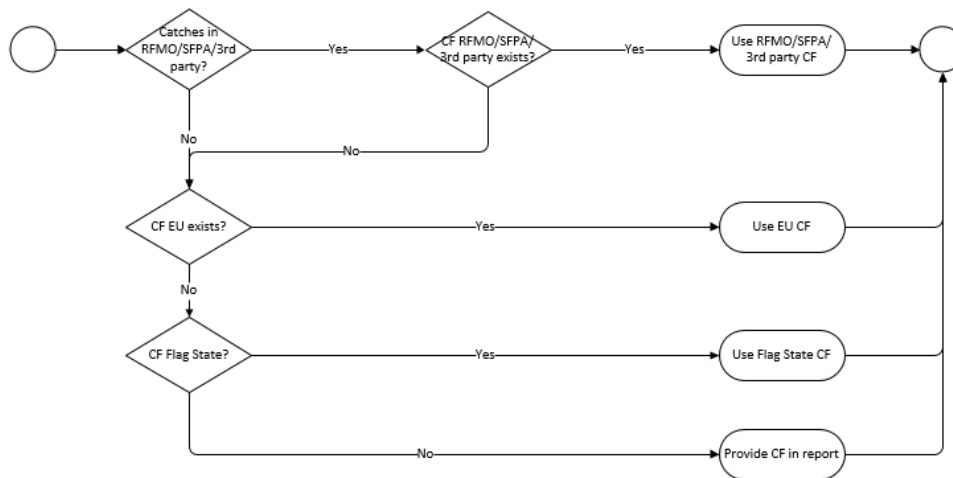


Figure 8: Contents of a FLUX FA Report Message

The diagram below illustrates the decision process for rule FA-L03-00-0175.

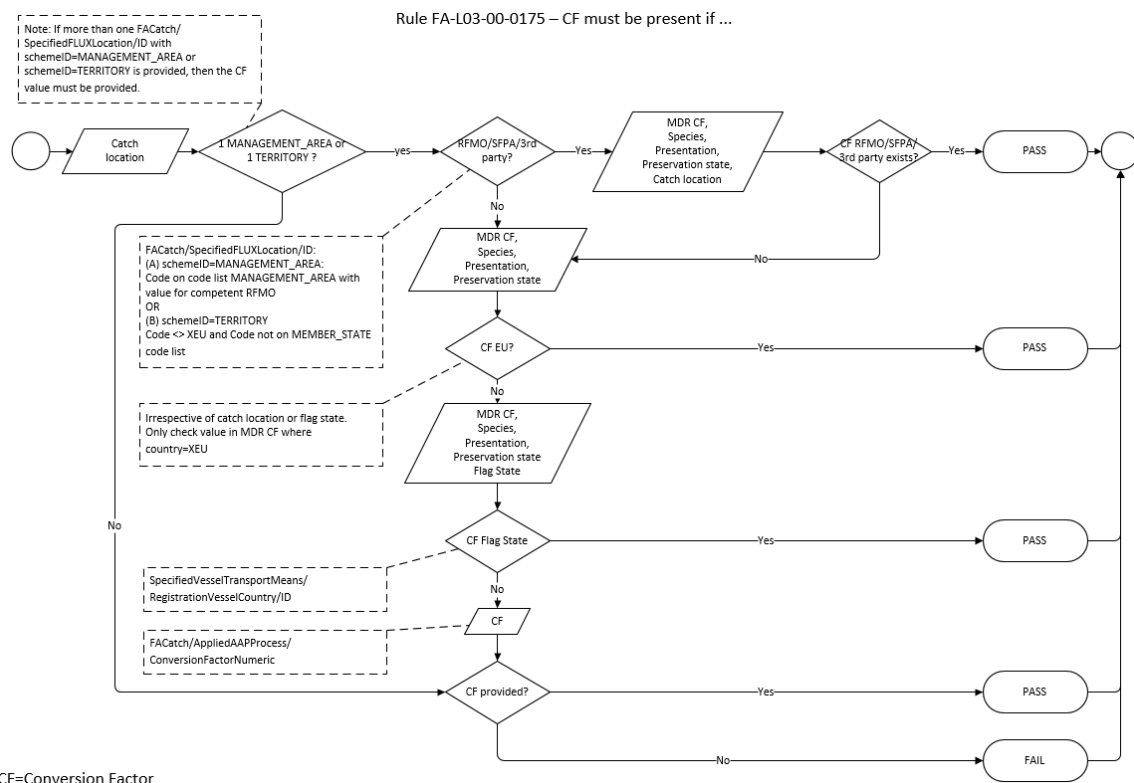


Figure 9: Contents of a FLUX FA Report Message

For reports containing collective presentations, the CF values for each AppliedAAPProcess in FACatch can be determined using the decision trees above. Once these values are known, rule FA-L03-00-0188 can evaluate whether or not at least one CF value ≥ 1 .

14.5. Validation of the IMO number format (UVI)

The IMO Number, exchanged as UVI, is an automatically assigned number that incorporates a calculated check digit.

The IMO number consists of a unique six-digit number in the range 100001 - 999999, to which is appended a seventh (calculated) check digit.

The calculation of the check digit is as follows:

- Digits 1-6 are successively (individually) multiplied by 7,6,5,4,3,2
- The products of these six calculations are then totalled, and the RIGHTMOST digit of this total is the check digit.

Example:

IMO	IMO No digits	Multiply by	Product	Check digit =	Complete IMO No. =
222222	2	7	14	4	2222224
	2	6	12		
	2	5	10		
	2	4	8		
	2	3	6		
	2	2	4		
		SUM	54		
		<i>Check digit =Rightmost</i>	4		