Konkurso sąlygų 5 priedas

KLAIPĖDOS 1-OSIOS IR GARGŽDŲ VANDENVIEČIŲ ELEKTROS ENERGIJOS REZERVINIO MAITINIMO GENERATORIŲ ĮRENGIMO DARBAI

DARBŲ ATLIKIMO GRAFIKAS

Eil. Nr.	Darbų pavadinimas	Mato vnt.	Kiekis	Atlikimo terminas nuo sutarties pasirašymo datos/ Atlikimo data
1.	1-osios vandenvietės projekto paruošimas, suderinimas, statybą leidžiančių dokumentų gavimas. Gauti visus privalomuosius projekto rengimo dokumentus	kompl.	1	2016.10.17
2.	Statybos darbai vandenvietės Nr. 1 teritorijoje lauke.	kompl.	1	2016.11.02
3.	Rezervinis generatorius vandenvietei Nr. 1	kompl.	1	2016.11.07
4.	Elektrotechninė įranga ir pastatymo darbai vandenvietėje Nr. 1	kompl.	1	2016.11.21
5.	Rezervinio generatoriaus ir SCADA paleidimo, derinimo, programavimo darbai vandenvietėje Nr. 1	kompl.	1	2016.11.28
6.	Statybvietės sutvarkymas vandenvietės Nr. 1 teritorijoje.	kompl.	1	2016.11.30
7.	Užbaigtų darbų ir dokumentacijos perdavimas Užsakovui	kompl.	1	2016.12.05
8.	Gargždų vandenvietės projekto paruošimas, suderinimas, statybą leidžiančių dokumentų gavimas. Gauti visus privalomuosius projekto rengimo dokumentus.	kompl.	1	2016.10.04
9.	Statybiniai darbai Gargždų vandenvietei	kompl.	1	2016.11.03
10.	Generatorius įrenginys Gargždų vandenvietei	kompl.	1	2016.11.18.
11.	Elektrotechninė įranga ir darbai Gargždų vandenvietėje .	kompl.	1	2016.11.21
12.	Rezervinio generatoriaus ir SCADA paleidimo, derinimo, programavimo darbai Gargždų vandenvietei.	kompl.	1	2016.11.30

13.	Statybvietės sutvarkymas Gargždų vandenvietės teritorijoje.	kompl.	1	2016.12.06
14.	Geodezinė nuotrauka.	kompl.	2	2016.11.27
15.	Kadastriniai matavimai.	kompl.	2	2016.12.27
16.	Užbaigtų darbų ir dokumentacijos perdavimas Užsakovui	kompl.	1	2017.01.15

Direktorius Aivaras Pranauskas

(Tiekėjo arba jo įgalioto asmens pareigos) *(parašas)* *(vardas, pavardė)*

A.V.

LIETUVOS RESPUBLIKA UAB "ELEKTRIFIKACIJOS PASLAUGOS" KLAIPĖDA

Konkurso sąlygų 2 priedas

TECHNINĖ SPECIFIKACIJA

VANDENVIETĖS NR. 1, ESANČIOS LIEPŲ G. 49A, KLAIPĖDOJE, REZERVINIO GENERATORIAUS ĮRENGIMAS

Eil.Nr.	Techninių reikalavimų pavadinimas	Tiekėjo siūlomų prekių techninės charakteristikos / atitikimas reikalavimui
	Privalomi techniniai reikalavimai	
1	Generatoriaus gamintojas , modelis, techninės charakteristikos *GREEN POWER LT* *GNS 275 DS - CANOPY*	ATITINKA
2	Tiekiamos įrangos ir pagrindinių medžiagų gamintojas, modelis, techninės charakteristikos Jėgos grandinė: ABB ; Schneider Electric.Wago. El. Skydai : Schneider - Electric Kabelinės movos : Rayhem El.kabeliai :Draka Programuojamas valdiklis : Schneider -Electric	ATITINKA
3	Generatorius turi turėti techninio aptarnavimo galimybę eksploatacijos laikotarpiui ne mažiau kaip 10 metų. Ekspotacijos laikotarpis ne mažiau kaip 10 metų GREEN POWER Konstitucijos pr.12 LT-09308Vilnius , Lietuva	ATITINKA
4	Garantinių įsipareigojimų laikotarpis - ne mažiau 12 mėn. Garantinių įsipareigojimų laikotarpis 12mėn.	ATITINKA

Direktorius Aivaras Pranauskas

(Tiekėjo arba jo įgalioto asmens pareigos) *(parašas)* *(vardas, pavardė)*

Konkurso sąlygų 3 priedas

TECHNINĖ SPECIFIKACIJA

Gargždų Vandenvietės rezervinio generatoriaus įrengima

Eil.Nr.	Techninių reikalavimų pavadinimas	Tiekėjo siūlomų prekių techninės charakteristikos / atitikimas reikalavimui
	Privalomi techniniai reikalavimai	
1	Generatoriaus gamintojas , modelis, techninės charakteristikos GREEN POWER LT GNS 275 DS - CANOPY	ATITINKA
2	Tiekiamos įrangos ir pagrindinių medžiagų gamintojas, modelis, techninės c Jėgos grandinė: ABB ; Schneider Electric.Wago. El. Skydai : Schneider - Electric Kabelinės movos : Rayhem El.kabeliai :Draka Programuojamas valdiklis : Schneider -Electric harakteristikos	ATITINKA
3	Generatorius turi turėti techninio aptarnavimo galimybę eksploatacijos laikotarpiui ne mažiau kaip 10 metų. Ekspotacijos laikotarpis ne mažiau kaip 10 metų GREEN POWER Konstitucijos pr.12 LT-09308Vilnius , Lietuva	ATITINKA
4	Garantinių įsipareigojimų laikotarpis - ne mažiau 12 mėn. Garantinių įsipareigojimų laikotarpis 12mėn	ATITINKA

Direktorius

Aivaras Pranauskas

(Tiekėjo arba jo įgalioto asmens pareigos) *(parašas)* *(vardas, pavardė)*

GNS ENERGY - DIVISION powered by DOOSAN



images are only for illustration purpose

Model:

GNS 275 DS - CANOPY

POWER RATINGS according ISO 8528:

Ambient conditions of reference according to ISO 8528-1:2005 normative: 1000 mbar, 25ºC, 30% relative humidity.

Prime Power (PRP):
Prime power is the maximum power which a generating set is capable of delivering continuously, whilst supplying a variable electrical load, in the event of normal utility power failure, when operated for an unlimited number of hours per year under the agreed operating conditions with the maintenance intervals and procedures being carried out as prescribed by the manufacturer. The permissible average power output (PRP) over 24 h of operation shall not exceed 70 % of the PRP.

Emergency Standby Power (ESP):
Emergency standby power is the maximum power available during a variable electrical power sequence, under the stated operating conditions, for which a generating set is capable of delivering in the event of a utility power outage or under test conditions for up to 200 h of operation per year with the maintenance intervals and procedures being carried out as prescribed by the manufacturers. The permissible average power output over 24 h of operation shall not exceed 70 % of the ESP

OUTPUT VALUES 3 phase, 50 Hz, cos. phi 0.8		100 % - PRIME POWER (PRP)	110 % - STANDBY POWER (ESP)
POWER ESP	kVA	250	275
POWER PRP	kW	200	220
RATED SPEED	RPM	1500	
STANDARD VOLTAGE	V	400	
RATED AT POWER FACTOR	COS PHI	0.8	

GNS gensets are compliant with EC mark which includes the following directives:

- 2006/42/CE Machinery safety.
- 2006/95/EC Low voltage.
- 2004/108/CE Electromagnetic compatibility.
- 2000/14/EC Sound Power level. Noise emissions outdoor equipment. (amended by 2005/88/EC)
- EN 12100, EN 13857, EN 60204

Manufacture facilities:
SPAIN • CHINA • ITALY • TURKEY

Romania national mobile service facilities:
BUCURESTI • BACAU • IASI • TIMISOARA • CONSTANTA • MIERCUREA CIUC • ORADEA

All information given in this leaflet is intended for general purposes only. Due to a policy continuous improvement the manufacture reserves the right to amend details and specifications without notice and all information given is subject to the manufacture current condition of sales.

ENGINE SPECIFICATION - 1500 RPM

Engine Brand	Type	DOOSAN		
Engine Country	Origin	KOREA		
Model	Model	P126TI		
Fuel		Diesel Euro 5		
Maximum Output	kWm / hp	272		370
Total Displacement	Liters	11.1		
Bore and stroke	mm	123 x 155		
Cylinders	Orientation	6 single line		
Governor	Type	Electronic		
Engine speed	RPM	1500		
Aspiration System	Type	Turbo Charge		
Injection	Type	Direct		
Cooling	Mixed	Liquid (water + 50% glycol)		
Electrical System	V DC	24 V		
Oil Capacity	Liters	23		
Cooling Capacity	Liters	51		
Air Filter	Type	Dry		
Fuel Consumption	Load	50 %	75 %	100 %
	Liters / hour	29	43.6	58.1

GENERATOR

Poles	Number	4	
Output Voltage / Frequency	V / Hz	400 V	50 Hz
Winding Connections (standard)	Standard	Star-series	
Insulation Class	Class	H	
Enclosure (according IEC-34-5)		IP 23	
Exciter System		Brushless self-excited	
Power factor	Cos phi	0.8	
Voltage Regulator	AVR	Electronic	
Overloading	%	110 % for 1 hour	
Total Harmonic Distortion Rate		< 2 %	
Standard AVR		SX 460	
Stationary Voltage Regulation	+/ -	1 %	
Bearing		Single bearing	
Coupling		Flexible disc	
Coating type Standard		Vacuum impregnation	
Cooling type		Self - Cooled	

All information given in this leaflet is intended for general purposes only. Due to a policy continuous improvement the manufacture reserves the right to amend details and specifications without notice and all information given is subject to the manufacture current condition of sales.

GENERATING SETS STANDARD

Standard Open Generator:

- Diesel engine
- Alternator
- Battery and cables
- Control Panel with controller
- Emergency stop button
- Oil sump extraction kit
- Steel made chassis
- Antivibration shock absorber
- Chassis with integrated fuel tank for 8 hours
- Fuel level indicator (Analog)
- High mechanical strength
- Electrostatic powder coating
- Drain cap fuel tank
- Steel made industrial silencer -15db(A) attenuation

Engine

- Diesel engine
- Oil and water sensor
- 4 strokes-cycle
- Water-cooled
- 12V or 24 V Electrical system
- Radiator with blowing fan
- Mechanical or Electronic governor
- Dry air cleaner
- Oil, air and diesel filters
- Hot components guards
- Mobile components guards

Alternator:

- Self-excited and Self-regulated
- High quality paint
- IP23 protection degree
- Insulation H class
- Electronic governor AVR

Chassis and fuel tank:

- Welded steel chassis, electrostatic paint coated
- Fuel tank with autonomy for minimum 8 working hours
- Fuel tank integrated in chassis
- Antivibrating rubber isolators (up to 1000 kVA)
- Drain cap fuel tank

CONTROL PANEL A.M.F. - automatic mains failure



- **Components installed** in sheet steel enclosure. Pre-coating of steel provides corrosion resistant surface, polyester composite powder topcoat forms high gloss and extremely durable finish. Lockable and hinged panel door provides easy access to components.

- **A.M.F.** is mounted on base frame with steel stand. Located, in standard, at the right side of the generator set (When you look at generator from alternator)

- **All our A.M.F, have:** Main Status display; Display scroll button; Common alarm display; Status Led's; Operation selecting buttons, LCD Display, Microprocessor controlled

- **All automatic versions** are equipped with automatic battery charge and liquid preheated

- **Thermal magnetic protection** (CB) with 3 pole in standard

- **A.M.F. with communication** ports and software

- **Automatic, Test,** Manual, Stop buttons

- **Hour meter**

Standard measurements (depending by controller brand)

Generator Volts: L1-N, L2-N, L3-N
Generator Volts: L1-L2, L2-L3, L3-L1
Generator Amps: L1, L2, L3
Generator total kW
Generator total pf
Generator Frequency Engine rpm

Mains Volts: L1-N, L2-N, L3-N
Mains Volts: L1-L2, L2-L3, L3-L1
Battery Voltage
Engine Coolant Temperature
Engine Oil Pressure
Engine Oil Temperature

All information given in this leaflet is intended for general purposes only. Due to a policy continuous improvement the manufacture reserves the right to amend details and specifications without notice and all information given is subject to the manufacture current condition of sales.

DIMENSION FOR CANOPY VERSION



images are only for illustration purpose

Standard Weight, autonomy and dimensions for CANOPY VERSION		
Length	mm	3500
Height	mm	2000
Width	mm	1220
Empty weight (without liquids)	Kg	2285
Fuel tank capacity	Liters	450
Autonomy	Hours	8

GENERATING SETS OPTIONALS

- Automatic transfer switch (ATS panel) 3 pole or 4 pole
- Mounted inside or separately
- With motor switch



- Road trailer (registered)

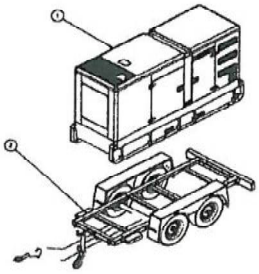

- Extended fuel tank
- 24 or 48 hours available
- Custom fuel tank

- Preheating system (for water, oil, air, or fuel)

Engine Optional :

- Sender WT
- Diesel water sensor
- Air heater
- Oil heater
- Fuel heater

Alternator Optional :

- Sender WT
- Oversized alternator
- Circuit breaker 4 pole
- Anti condensation heater

Chassis and fuel tank Optional :

- Extended fuel tank
- Forklifts spaces
- External refueling hole
- Manual Fuel transfer pump
- Automatic Fuel transfer pump

Other accessories (Optional) :

- Road trailer
- Tool kit for maintenance
- External fuel tank
- RAL code color available
- Container Type - 16 ft , 20 ft, 32 ft

Customer options available to meet applications needs - please ask our engineers

All information given in this leaflet is intended for general purposes only. Due to a policy continuous improvement the manufacture reserves the right to amend details and specifications without notice and all information given is subject to the manufacture current condition of sales.