thermoscientific

Thermo Scientific Sensititre System

for antimicrobial susceptibility testing

ThermoFisher SCIENTIFIC

In 1928, the discovery of penicillin revolutionized medicine. Ever since, the use of antibiotics to treat and prevent bacterial infections has saved innumerable lives, enabled advancements in medical procedures like surgery and chemotherapy, and helped slow the spread of deadly infections.

However, after nearly 100 years of widespread antibiotic use, the threat posed by evolving bacteria possessing resistance to common antibiotics has emerged as one of the most significant global health issues of the 21st century. Antimicrobial resistance is present in every country, increases healthcare costs, and is accelerating due to the misuse and overuse of antibiotics in both people and animals.

The ability to treat infections quickly and accurately with the information obtained from antimicrobial susceptibility testing (AST) is of the utmost importance for combating resistance. Access to an AST device with the most up-to-date antimicrobials is vital to expanding patient treatment options and improving patient outcomes.

> "Antimicrobial resistance is a global health emergency that will seriously jeopardize progress in modern medicine."[1]

Dr. Tedros Adhanom Ghebreyesus
Director-General, WHO

[1]World Health Organization. (2017, September 20). The world is running out of antibiotics, WHO report confirms [Press Release]. Retrieved from: http://www.who.int/mediacentre/news/releases/2017/running-out-antibiotics/en/

ThermoFisher
SCIENTIFIC

Contents

Thermo Scientific™ Sensititre™ System 4

Thermo Scientific™ Sensititre™ ARIS HiQ™ System 6

View, deliver, read 8

The value of a true MIC for AST 10

Custom capabilities 12

New MDRO formats 14

Sensititre MIC plates
Human 16
- Gram negative 18
- Gram positive 30
- Yeast 38

Veterinary 48
Surveillance 60

Customer service and installation 71

Quality control 74

More antimicrobials, more testing options 76

Thermo Scientific Sensititre System

Confidently identify bacterial pathogens and detect emerging antibiotic resistance with the gold standard equivalent[1] accuracy of broth microdilution combined with the time-saving benefits of automation to optimize patient care, support antimicrobial stewardship, and improve lab efficiency.

With a proven history of AST accuracy, the Sensititre System delivers accurate antimicrobial susceptibility testing (AST) for the most commonly prescribed antibiotics as well as novel, last-resort therapies.

Select Plate

Sensititre Standard AST Plates–choose from our wide selection of standard plates to suit your application, including Gram positive, Gram negative, fastidious, mycobacteria and yeast formats.

Sensititre Custom AST Plates–design your own plate from our selection of over 300 antimicrobials. We offer one of the widest, most up-to-date selections of antimicrobials, available in wide dilution ranges.

Inoculum

Thermo Scientific™ Sensititre™ Nephelometer–a simple solution for inoculum density measurements and standardize inoculation preparation.

▶ See page 9

Inoculate

Thermo Scientific™ Sensititre™ 8-Channel Programmable Pipette–quick and accurate manual inoculation of microtitre plates, with enhanced ergonomics.

Thermo Scientific™ Sensititre AIM™ Automated Inoculation Delivery System–automatically doses Sensititre plates eliminating skipped wells and costly repeat tests.

▶ See page 8

1 Gram negative anaerobe susceptibility testing in clinical isolates using Sensititre and Etest methods. C. Hughes, C. Ashhurst-Smith, J.K. Ferguson. Pathology Volume 50, Issue 4, June 2018.

Choose from a full range of standard AST plates to use with the Sensititre AST System or design your own customized plate tailored to your formulary with access to over 300 antimicrobials and broad dilution ranges. Consolidate your susceptibility testing on a single platform.

The Sensititre System is a scalable and flexible solution, accommodating microbiology laboratories of all sizes:

Incubate

Sensititre ARIS HiQ System–individually incubates 100 MIC, breakpoint or identification plates, ensuring optimal growth conditions and eliminating repeat tests.
▶ See page 6

Read

Sensititre ARIS HiQ System– automatically incubates and reads of up to 100 Sensititre ID and AST plates to improve lab efficiency without sacrificing accuracy.
▶ See page 6

Thermo Scientific™ Sensititre™ OptiRead™ Automated Fluorometric Plate Reading System–utilizes fluorescence detection technology to automate Sensititre plate reading, delivering fast, accurate results, and directly linking to the Sensititre SWIN Software System to automate interpretation and result reporting.
▶ See page 9

Thermo Scientific™ Sensititre™ Vizion™ Digital MIC Viewing System–captures and stores easy-to-read digital plate images for optimized manual reading and traceability and connects to the Sensititre SWIN Software System for automated interpretation and reporting of results.
▶ See page 8

Thermo Scientific™ Sensititre™ Manual Viewbox–perform simple visual reads of your 96-well microtitre plates with our mirrored viewbox.

Interpret

Thermo Scientific™ Sensititre™ SWIN™ Software System, Complete–consolidates Sensititre results from manual and automated reading options on a single software platform.

Sensititre SWIN Epidemiology Module–provides comprehensive reporting of AST results to help detect, monitor, and investigate local antibiotic resistance patterns to facilitate decision-making and support antimicrobial stewardship programs.

* The Sensititre ARIS HiQ AST System is not yet available in all territories. Please contact your local Thermo Fisher Scientific Microbiology sales representative for more information. Thermo Fisher Scientific products are distributed globally so uses, applications, and availability of product in each country depend on local regulatory marketing authorization status.

Thermo Scientific Sensititre ARIS HiQ System

The Sensititre System utilizes gold standard-equivalent MIC accuracy, providing superior quality and reproducibility for accurate results the first time. Reduce the number of re-tests and confirmatory tests required, saving time, and decreasing costs, and report results with more confidence.

Choose from a full range of standard AST plates to use with the Thermo Scientific Sensititre ARIS HiQ System or design your own customized plate tailored to your formulary with access to over 300 antimicrobials and broad dilution ranges.

- Immediate easy access with intuitive integrated LCD touchscreen user-interface. Access critical test information 24/7 directly at instrument, on software or through an LIS interface
- Automated reads deliver worry-free results. Streamlined workflow with flexible load/unload capabilities via removable plate racks, enhanced loading and batch load/unload functions
- A large capacity with a small footprint, the ARIS HiQ offers automated processing of up to 100 plates all handled by an internal robotic arm working in tandem with advanced plate sorting algorithms to deliver efficient plate removal

Where automation meets accuracy

1 Scan panel barcode into SWIN Software

2 Enter specimen/ isolate information or load specimen details from your LIS

3 Load plates or racked plates into the ARIS HiQ system

4 Incubating plate status can be viewed on the LCD touchscreen

5 System robotically moves each plate to the internal OptiRead module at appropriate incubation time

6 Read information automatically transferred to software for review, acceptance and report finalization

Vizion Digital MIC Viewing System

Manual Sensititre Plate reading with the Vizion System generates digital plate images for efficient and accurate reading/recording, and via the Sensititre SWIN Software enables interpretation of antimicrobial susceptibility plate results.

Plates can be quickly inserted into the loading tray, with user customizable lighting options to facilitate optimal calibration for each organism type. Directly select microbial inhibitory concentrations (MIC) on-screen, within a predefined supportive template.

The Vizion System reduces risk associated with manual recording errors, and delivers immediate data review options to apply interpretations, access the Expert System, or transfer results through the laboratory information management system (LIS/LIMS).

- Semi-automated touchscreen driven reading and interpretation with an auditable/recorded reference image
- Works in parallel with SWIN Software offering LIS connectivity

Sensititre AIM Automated Inoculation Delivery System

Quickly and accurately dose 96-well microtitre Sensititre Plates, eliminating both skipped wells and costly repeat tests, with the Sensititre AIM. Simply select dosing volume and pattern, with the easy-to-use, icon-driven touch screen for simple, intuitive plate inoculation.

By minimizing sample contact the AIM System mitigates risks associated with cross-contamination, aerosol exposure, and bio-hazardous spills.

The compact, user-friendly design, also reduces risks associated with skipped wells and pipetting errors.

- Accurate dosing of Sensititre plates
- Intuitive icon-driven touch screen
- Reduces the risk of pipetting errors and skipped wells

OptiRead Automated Fluorometric Plate Reading System

Maximize consistency and eliminate manual reading errors with fast, accurate and automated Sensititre plate reads using the OptiRead Automated Fluorometric Plate Reading System.

The OptiRead System uses fluorescent detection technology to automate Sensititre plate reading, delivering fast, accurate results, and directly linking to the Sensititre SWIN Software System to automate interpretation and result reporting. Quickly transfer test results for processing, interpretation and report generation, thus improving laboratory efficiency and productivity. Combining user-friendly automation in a compact, lightweight design, the OptiRead System facilitates efficient workflows for busy laboratories that value consistent reporting standards.

- Fast fluorescent Sensititre plate reads
- Eliminate manual reading steps, improve laboratory efficiency and productivity
- Automated read, interpretation and results reporting
- Maintain consistent reporting standards

Nephelometer

Optimize performance and achieve accurate results by standardizing bacterial suspension density with the Nephelometer.

Designed to rapidly prepare a consistent inoculum density, the easy-to-read LED indicator light offers a quick methodology to produce bacterial suspensions equivalent to the required 0.5 McFarland Standard.

The Sensititre Nephelometer reduces the risk of manual errors associated with targeting numeric values, by guiding the user to increase/decrease the concentration of emulsified test colonies, until a green “in range” result is achieved – indicating that the suspension is ready for addition to the chosen test broth.

Thermo Fisher Scientific products are distributed globally so uses, applications, and availability of product in each country depend on local regulatory marketing authorization status.

The value of accurate MICs supports future stewardship

Health care practitioners have known for some time that delivering continuous improvements to antibiotic stewardship efforts relies on striving to select the most appropriate antibiotic, at the right dose, followed by pathogen-specific antibiotic therapy with an appropriate duration[1].

Broth microdilution is the reference method for antimicrobial susceptibility testing[2], and this will remain the case in the foreseeable future even with improving molecular techniques (that act as useful pre-screening predictive tools), as there is still a significant level of resistance to antimicrobials that is not explained by DNA genetics alone[3]. Sensititre Systems use broth microdilution to deliver a minimum inhibitory concentration (MIC) that details the level of antimicrobic required to achieve inhibition against the tested clinical isolate.

Less favorable outcomes frequently occur when patients are given low doses[4], where organisms for which MICs are at the marginal points of susceptibility are more likely to develop resistance. This is particularly significant when treating marginally susceptible species, where clinical success is more likely if the right dosing strategy is applied, as well as the right antibiotic - and confidence in the accuracy of MIC data gives further assurance in treatment strategy.

Some AST systems calculate the MIC value by extrapolating growth curves and applying dedicated algorithms[5]. The Sensititre System generates true MIC values based on actual growth of the organism. An accurate MIC not only reveals the difference between whether a bacterial isolate is susceptible but also how susceptible the organism is against a particular drug, and the exact point at which the isolate becomes resistant. When comparing your MIC results against the latest clinical breakpoints from EUCAST and CLSI, you can trust the value of a true MIC to deliver the accuracy required for optimal patient outcomes, and to track emerging resistance.

> "To be able to get an accurate measurement of MIC for very specific drugs like vancomycin, for me, is wonderfully valuable."

Dr. James McKinnell, Assistant Professor of Medicine, David Geffen School of Medicine, University of California, Los Angeles

1 Antimicrobial Stewardship. Shira Doron, MD and Lisa E. Davidson, MD. Mayo Clin Proc. 2011 Nov; 86(11): 1113–1123.
2 Reading and understanding an antibiogram. Tascini, C. *et al.* Italian Journal of Medicine 2016; volume 10:289-300
3 Innovative and rapid antimicrobial susceptibility testing systems. van Belkum, A., Burnham, CA.D., Rossen, J.W.A. *et al.* Nat Rev Microbiol 18, 299–311 (2020).
4 Pharmacodynamics of intravenous ciprofloxacin in seriously ill patients. Forrest A, *et al.* Antimicrob Agents Chemother. 1993;5:1073–81.
5 MIC-based dose adjustment: facts and fables. Mouton JW, Muller AE, Canton R, Giske CG, Kahlmeter G, Turnidge J. J Antimicrob Chemother. 2018 Mar 1;73(3):564-568

ThermoFisher
SCIENTIFIC

Custom capabilities

Transform your susceptibility testing to meet the demands of your stewardship program and the needs of your unique formulary requirements or patient population. With access to over 300 antimicrobials at customized dilutions, tailor-made AST couldn't be simpler.

The Sensititre System's custom plate capabilities enable you to design a plate format tailored to your formulary for clinical, veterinary and surveillance applications.

Let us help you identify the custom AST solution that fits the needs of your lab.

Greater flexibility	Over 300 antimicrobials available for clinical, veterinary and surveillance applications; available as frozen or dried formats
Performance	Superior reproducibility for accurate results, first time; consolidate testing onto one format to reduce unnecessary testing protocols, off line testing and associated costs
Custom design	Easily adapt formulary requirements and prescription protocols to monitor local resistance
Scalable	Choose from a variety of flexible instrumentation options to streamline your workflow and meet your specific workload and budget requirements

Join the global initiative to combat antimicrobial resistance through the effective use of antimicrobials in children, young people, adults and animals by assisting your clinical colleagues in delivering accurate and actionable MIC results tailored to your patient or animal population.

Four simple steps to designing your custom plate

Our team of microbiology experts will guide you through the Sensititre custom plate process from design to delivery.

Design

Choose antimicrobials and dilution ranges tailored to your formulary requirements and local patient or animal populations, available as either RUO or IVD formats

Approval

Custom plate designs are rigorously reviewed and approved based on quality and regulatory standards ensuring your plate meets your exact specifications and industry standard guidelines

Order

Following approval and receipt of a purchase order, your Sensititre custom plates will be scheduled for manufacture. Contact us for current lead times

Delivery

Ready-to-utilize custom plates are delivered, offering comprehensive MIC data specific to your needs

Choose any combination from over 300 antimicrobials



Not only is it critical to identify new antimicrobics but also to incorporate them into a reliable testing device to accurately negotiate optimum patient treatment.

Treating multi-drug resistant infections and monitoring emergent multi-drug resistance is more important now than ever. Increasingly, there are fewer antimicrobial drugs available to effectively treat common as well as life-threatening infections*.

With this in mind, we are dedicated in our collaboration with pharmaceutical companies developing new antimicrobials and expediting their incorporation into our gold standard-equivalent[1] Sensititre plate portfolio. If you require early access to a broth microdilution (BMD) MIC test, Sensititre is the only platform to offer a solution.

The latest antimicrobials include:

- Cefiderocol
- Imipenem/relebactam
- Meropenem/vaborbactam

Reduce offline testing, improve workflow efficiencies and provide accurate MIC results with Sensititre AST plates in off-the shelf, standard formats or customized to your specific needs.

MDRO FORMATS	MDRGN2F	MDRGNX2F	EUMDROXF	CUSTOM CAPABILITIES
Jump to page ▶	20	21	25	12

"Current research has demonstrated that the spread of multi-drug resistant organisms are largely driven by the physical movement of patients. As a result, hospitals that have never seen a pan-resistant *Acinetobacter baumanii* or pan beta-lactam-resistant *Pseudomonas aeruginosa* are only one admission away from seeing their first case[2]."

* World Health Organization, 2014. Antimicrobial resistance global report on surveillance.
1. Gram negative anaerobe susceptibility testing in clinical isolates using Sensititre and ETest methods. C. Hughes, C. Ashhurst-Smith, J.K. Ferguson. Pathology Volume 50, Issue 4, June 2018.
2. Dr. James McKinnell, Associate Professor of Medicine, David Geffen School of Medicine, University of California, Los Angeles.
Thermo Fisher Scientific products are distributed globally so uses, applications, and availability of product in each country depend on local regulatory marketing authorization status.

Sensititre surveillance plates supporting One Health initiatives

The Sensititre System provides a standardized antimicrobial resistance (AMR) surveillance tool to support public health and national reference laboratories initiatives towards One Health[3] by enabling their compliance to government surveillance mandates.

Committed to combatting AMR, the European Commission has implemented legislation on harmonised monitoring of AMR in zoonotic and commensal bacteria in food-producing animals and derived meat. In order to gain accurate, quantitative data on emerging resistance patterns new Sensititre surveillance plates were developed in collaboration with the European food and veterinary network to support the European surveillance testing program – see new plate formats on pages 60-66.

3 World Health Organization, 24th August 2021, Departmental News: World leaders and experts call for significant reduction in the use of antimicrobial drugs in global food systems.

As the threat of antimicrobial resistance escalates, faster, more accurate testing of an ever-evolving range of infections is vital to improving patient outcomes.

Clinical standard plate formats

			GRAM NEGATIVE First line				GRAM NEGATIVE Second line								NON-FERMENTERS		URINES		ESBLS
	INSTRUMENTS	USE AND METHODOLOGY	GN4F	GN6F	GN7F	EUGNF	MDRGN2F	MDRGNX2F	GNX3F	GNX4F	EUMDROF	EUMDROXF	DKMGN	EURGNCOL	NF	EUX2NF	GNUR2F	GNUR3F	ESB1F
FLUORESCENT PLATES	AUTOREAD (ARIS HiQ, OptiRead, manual viewer, Vizion)	IVD-FDA (CLSI)	●	●	●		●								●		●	●	●
		RUO (CLSI)						●	●	●									
		IVD-CE (CLSI)	●	●															●
		IVD-CE (EUCAST)				●					●	●				●	●		
NON-FLUORESCENT PLATES	SEMI-AUTOMATED AND MANUAL READ (Manual viewer, Vizion)	IVD-FDA (CLSI)																	
		RUO (CLSI)																	
		IVD-CE (CLSI)																	
		IVD-CE (EUCAST)											●	●					

Jump to page ▶ 18 19 20 21 22 23 24 26 27 28 29

	GRAM POSITIVE						FASTIDIOUS			ANAEROBES		YEAST					MYCOBACTERIA						
	FDANDPF	GPALL1F	GPALL3F	EUSTAPF	EUENCF	FR1STENT	STP6F	FDANDSF	HPB1	AN02B	ANAER03	YO2IVD	YO3IVD	YO8	YO9	YO10	MYCOTB	MYCOTBI	RAPMYCO2	RAPMYCOI	SLOMYCO2	SLOMYCOI	NOCARDIA
	●	●	●				●	●															
	●	●																					
				●	●																		
									●			●	●										
										●				●	●		●		●		●		●
									●		●					●		●		●		●	
						●																	
		30		31	32		33	34	35	36	37		39			40	41	42	43	44	45	46	47

Thermo Fisher Scientific products are distributed globally so uses, applications, and availability of product in each country depend on local regulatory marketing authorization status.

Update to GN6F including CLSI breakpoint updates for fluoroquinolones (Ciprofloxacin and levofloxacin) and piperacillin/Tazobactam

Sensititre Gram Negative GN7F Plate

Intended use	Read method
Antimicrobial susceptibility plate for testing non-fastidious Gram negative organisms	**Autoread or manual** Sensititre ARIS HiQ (V4000)# Sensititre OptiRead (V3030) Sensititre Vizion (V2021) Sensititre Manual Viewbox (V4007)
Broth type	**Inoculum preparation**
Sensititre Mueller Hinton Broth (T3462)	0.5 McFarland Standard (E1041) Sensititre Sterile Water (T3339)

CLSI recommended routine QC strains

Culti-Loops product code	Organism description
R4607050	*Escherichia coli ATCC® 25922™*
R4601971	*Escherichia coli ATCC® 35218™*
R4603074	*Klebsiella pneumoniae* ATCC®700603™
R4607060	*Pseudomonas aeruginosa* ATCC® 27853™
Addditional QC strains used for product release	
R4607030	*Enterococcus faecalis* ATCC® 29212™
R4607011	*Staphylococcus aureus* ATCC® 29213™

Put 3-5 colonies into H_2O to measure a 0.5 McFarland using the Nephelometer, mix 1 µL*, 10 µL**, or 30 µL*** of suspension into MHB

Inoculate plate with 50 µL volume per well of the suspension using the Sensititre AIM or Multi-Channel Pipette

Seal Sensititre plate and incubate at 34-36°C in a non-CO_2 incubator or Sensititre ARIS HiQ# for 18-24 hours

Read automatically with ARIS HiQ# or OptiRead, read manually with Vizion or Manual Viewbox

	1	2	3	4	5	6	7	8	9	10	11	12
A	AMI 8	TGC 1	FEP 2	DOR 0.5	ETP 0.25	IMI 1	MERO 0.5	FAZ 1	TAZ 1	AZT 1	LEVO 0.5	AXO 0.5
B	AMI 16	TGC 2	FEP 4	DOR 1	ETP 0.5	IMI 2	MERO 1	FAZ 2	TAZ 2	AZT 2	LEVO 1	AXO 1
C	AMI 32	TGC 4	FEP 8	DOR 2	ETP 1	IMI 4	MERO 2	FAZ 4	TAZ 4	AZT 4	LEVO 2	AXO 2
D	P/T4 8/4	TGC 8	FEP 16	DOR 4	ETP 2	IMI 8	MERO 4	FAZ 8	TAZ 8	AZT 8	LEVO 4	AXO 4
E	P/T4 16/4	C/T 2/4	CIP 0.25	MIN 1	ETP 4	CZA 2/4	MERO 8	FAZ 16	TAZ 16	AZT 16	LEVO 8	AXO 8
F	P/T4 32/4	C/T 4/4	CIP 0.5	MIN 2	ETP 8	CZA 4/4	GEN 2	TOB 2	A/S2 4/2	AMP 8	TET 4	AXO 16
G	P/T4 64/4	C/T 8/4	CIP 1	MIN 4	NIT 32	CZA 8/4	GEN 4	TOB 4	A/S2 8/4	AMP 16	TET 8	AXO 32
H	SXT 2/38	C/T 16/4	CIP 2	MIN 8	NIT 64	CZA 16/4	GEN 8	TOB 8	A/S2 16/8	POS	POS	POS

Antimicrobics

A/S2	Ampicillin/Sulbactam 2:1 ratio
AMI	Amikacin
AMP	Ampicillin
AXO	Ceftriaxone
AZT	Aztreonam
C/T	Ceftolozane/Tazobactam 4
CIP	Ciprofloxacin
CZA	Ceftazidime/Avibactam
DOR	Doripenem
ETP	Ertapenem
FAZ	Cefazolin
FEP	Cefepime
GEN	Gentamicin
IMI	Imipenem
LEVO	Levofloxacin
MERO	Meropenem
MIN	Minocycline
NIT	Nitrofurantoin
P/T4	Piperacillin/Tazobactam constant 4
POS	Positive Control
SXT	Trimethoprim/Sulfamethoxazole
TAZ	Ceftazidime
TET	Tetracycline
TGC	Tigecycline
TOB	Tobramycin

*For *Proteus* spp. **For Enterobacteriaceae and Non-Enterobacteriaceae. ***For aid in detection of resistance mechanisms for Enterobacteriaceae and Non-Enterobacteriaceae.
#The Sensititre ARIS HiQ AST System is not yet available in all territories. Please contact your local Thermo Fisher Scientific Microbiology sales representative for more information.

ATCC Licensed Derivative

Sensititre Gram Negative EUGNF Plate

Intended use	Read method
Antimicrobial susceptibility plate for testing non-fastidious Gram negative organisms	**Autoread or manual** Sensititre ARIS HiQ (V4000)# Sensititre OptiRead (V3030) Sensititre Vizion (V2021) Sensititre Manual Viewbox (V4007)
Broth type	**Inoculum preparation**
Sensititre Mueller Hinton Broth (T3462)	0.5 McFarland Standard (E1041) Sensititre Sterile Water (T3339)

EUCAST recommended routine QC strains

Culti-Loops product code	Organism description
R4607050	*Escherichia coli* ATCC® 25922™
R4601971	*Escherichia coli* ATCC® 35218™
R4603074	*Klebsiella pneumoniae* ATCC®700603™
R4607060	*Pseudomonas aeruginosa* ATCC® 27853™
Addditional QC strains used for product release	
R4607030	*Enterococcus faecalis* ATCC® 29212™
R4607011	*Staphylococcus aureus* subsp. *aureus* ATCC® 29213™

Put 3-5 colonies into H_2O to measure a 0.5 McFarland using the Nephelometer, mix 1 µL*, 10 µL**, or 30 µL*** of suspension into MHB

Inoculate plate with 50 µL volume per well of the suspension using the Sensititre AIM or Multi-Channel Pipette

Seal Sensititre plate and incubate at 34-36°C in a non-CO_2 incubator or Sensititre ARIS HiQ# for 18-24 hours

Read automatically with ARIS HiQ# or OptiRead, read manually with Vizion or Manual Viewbox

	1	2	3	4	5	6	7	8	9	10	11	12
A	AUGC 2/2	AUGC 4/2	AUGC 8/2	AUGC 16/2	AUGC 32/2	P/T4 2/4	P/T4 4/4	P/T4 8/4	P/T4 16/4	P/T4 32/4	NIT 32	NIT 64
B	FOT 0.5	FOT 1	FOT 2	FOT 4	AMP 2	AMP 4	AMP 8	AMP 16	CIP 0.12	CIP 0.25	CIP 0.5	CIP 1
C	FEP 0.5	FEP 1	FEP 2	FEP 4	FEP 8	LEVO 0.25	LEVO 0.5	LEVO 1	LEVO 2	FIX 0.5	FIX 1	FIX 2
D	AMI 2	AMI 4	AMI 8	AMI 16	AMI 32	TIC 4	TIC 8	TIC 16	TIC 32	LEX 8	LEX 16	LEX 32
E	MERO 0.12	MERO 0.25	MERO 0.5	MERO 1	MERO 2	MERO 4	MERO 8	MERO 16	SXT 1/19	SXT 2/38	SXT 4/76	SXT 8/152
F	GEN 0.5	GEN 1	GEN 2	GEN 4	GEN 8	TAZ 0.5	TAZ 1	TAZ 2	TAZ 4	TAZ 8	TGC 0.5	TGC 1
G	TOB 0.5	TOB 1	TOB 2	TOB 4	TOB 8	ETP 0.12	ETP 0.25	ETP 0.5	ETP 1	ETP 2	TGC 2	TGC 4
H	FOX 2	FOX 4	FOX 8	FOX 16	FUR 2	FUR 4	FUR 8	FUR 16	NAL 16	POS	POS	POS

Antimicrobics

AMI	Amikacin
AMP	Ampicillin
AUGC	Amoxicillin / Clavulanic acid constant 2
CIP	Ciprofloxacin
ETP	Ertapenem
FEP	Cefepime
FIX	Cefixime
FOT	Cefotaxime
FOX	Cefoxitin
FUR	Cefuroxime
GEN	Gentamicin
LEVO	Levofloxacin
LEX	Cephalexin
MERO	Meropenem
NAL	Nalidixic Acid
NIT	Nitrofurantoin
P/T4	Piperacillin / Tazobactam constant 4
POS	Positive Control
SXT	Trimethoprim / Sulfamethoxazole
TAZ	Ceftazidime
TGC	Tigecycline
TIC	Ticarcillin
TOB	Tobramycin

*For *Proteus* spp. **For Enterobacteriaceae and Non-Enterobacteriaceae. ***For aid in detection of resistance mechanisms for Enterobacteriaceae and Non-Enterobacteriaceae.
#The Sensititre ARIS HiQ AST System is not yet available in all territories. Please contact your local Thermo Fisher Scientific Microbiology sales representative for more information.

ATCC Licensed Derivative ®

Sensititre Gram Negative MDRGN2F Plate

including the latest antimicrobials cefiderocol and imipenem/relebactam

Intended use	Read method
Antimicrobial susceptibility plate for testing non-fastidious Gram negative organisms isolated from difficult to treat infections	**Autoread or manual** Sensititre ARIS HiQ (V4000)# Sensititre OptiRead (V3030) Sensititre Vizion (V2021) Sensititre Manual Viewbox (V4007)
Broth type	**Inoculum preparation**
Sensititre Mueller Hinton Broth (T3462)	0.5 McFarland Standard (E1041) Sensititre Sterile Water (T3339)

CLSI recommended routine QC strains

Culti-Loops product code	Organism description
R4607050	*Escherichia coli* ATCC® 25922™
R4601971	*Escherichia coli* ATCC® 35218™
R4609384	*Klebsiella pneumoniae* ATCC® BAA-1705™
R4601316	*Klebsiella pneumoniae* ATCC® BAA-2814™
R4603074	*Klebsiella pneumoniae* ATCC®700603™
R4607060	*Pseudomonas aeruginosa* ATCC® 27853™
Additional QC strains used for product release	
R4607030	*Enterococcus faecalis* ATCC® 29212™
R4607011	*Staphylococcus aureus* subsp. *aureus* ATCC® 29213™

Put 3-5 colonies into H_2O to measure a 0.5 McFarland using the Nephelometer, mix 1 µL*, 10 µL**, or 30 µL*** of suspension into MHB

Inoculate plate with 50 µL volume per well of the suspension using the Sensititre AIM or Multi-Channel Pipette

Seal Sensititre plate and incubate at 34-36°C in a non-CO_2 incubator or Sensititre ARIS HiQ# for 18-24 hours

Read automatically with ARIS HiQ# or OptiRead, read manually with Vizion or Manual Viewbox

	1	2	3	4	5	6	7	8	9	10	11	12
A	MEV 0.008/8	MEV 0.015/8	MEV 0.03/8	MEV 0.06/8	MEV 0.12/8	MEV 0.25/8	MEV 0.5/8	MEV 1/8	MEV 2/8	MEV 4/8	MEV 8/8	MEV 16/8
B	OMC 0.12	OMC 0.25	OMC 0.5	OMC 1	OMC 2	OMC 4	OMC 8	LEVO 0.25	LEVO 0.5	LEVO 1	LEVO 2	LEVO 4
C	MERO 0.25	MERO 0.5	MERO 1	MERO 2	MERO 4	MERO 8	PLZ 0.12	PLZ 0.25	PLZ 0.5	PLZ 1	PLZ 2	PLZ 4
D	IMR 0.03/4	IMR 0.06/4	IMR 0.12/4	IMR 0.25/4	IMR 0.5/4	IMR 1/4	IMR 2/4	IMR 4/4	IMR 8/4	IMR 16/4	CZA 0.12/4	CZA 0.25/4
E	CZA 0.5/4	CZA 1/4	CZA 2/4	CZA 4/4	CZA 8/4	CZA 16/4	CZA 32/4	ERV 0.03	ERV 0.06	ERV 0.12	ERV 0.25	ERV 0.5
F	ERV 1	ERV 2	ERV 4	ERV 8	IMI 2	IMI 4	IMI 8	IMI 16	DLX 0.12	DLX 0.25	DLX 0.5	DLX 1
G	FDC 0.03	FDC 0.06	FDC 0.12	FDC 0.25	FDC 0.5	FDC 1	FDC 2	FDC 4	FDC 8	FDC 16	FDC 32	POS
H	C/T 0.06/4	C/T 0.12/4	C/T 0.25/4	C/T 0.5/4	C/T 1/4	C/T 2/4	C/T 4/4	C/T 8/4	AMI 16	AMI 32	POS	POS

Antimicrobics

AMI	Amikacin
FDC	Cefiderocol
CZA	Ceftazidime/Avibactam
C/T	Ceftolozane/Tazobactam 4
DLX	Delafloxacin
ERV	Eravacycline
IMI	Imipenem
IMR	Imipenem/Relebactam
LEVO	Levofloxacin
MERO	Meropenem
MEV	Meropenem/Vaborbactam
OMC	Omadacycline
PLZ	Plazomicin
POS	Positive Control

*For *Proteus* spp. **For Enterobacteriaceae and Non-Enterobacteriaceae. ***For aid in detection of resistance mechanisms for Enterobacteriaceae and Non-Enterobacteriaceae.
#The Sensititre ARIS HiQ AST System is not yet available in all territories. Please contact your local Thermo Fisher Scientific Microbiology sales representative for more information.

ATCC Licensed Derivative

Sensititre Gram Negative MDRGNX2F Plate

including the latest antimicrobials cefiderocol and imipenem/relebactam, in addition to colistin and fosfomycin

Intended use	Read method
Antimicrobial susceptibility plate for testing non-fastidious Gram negative organisms isolated from difficult to treat infections	**Autoread or manual** Sensititre ARIS HiQ (V4000)# Sensititre OptiRead (V3030) Sensititre Vizion (V2021) Sensititre Manual Viewbox (V4007)
Broth type	**Inoculum preparation**
Sensititre Mueller Hinton Broth (T3462)	0.5 McFarland Standard (E1041) Sensititre Sterile Water (T3339)

CLSI recommended routine QC strains

Culti-Loops product code	Organism description
R4607050	*Escherichia coli* ATCC® 25922™
R4601971	*Escherichia coli* ATCC® 35218™
R4609384	*Klebsiella pneumoniae* ATCC® BAA-1705™
R4601316	*Klebsiella pneumoniae* ATCC® BAA-2814™
R4603074	*Klebsiella pneumoniae* ATCC®700603™
R4607060	*Pseudomonas aeruginosa* ATCC® 27853™
Additional QC strains used for product release	
R4607030	*Enterococcus faecalis* ATCC® 29212™
R4607011	*Staphylococcus aureus* subsp. *aureus* ATCC® 29213™

Put 3-5 colonies into H_2O to measure a 0.5 McFarland using the Nephelometer, mix 1 µL*, 10 µL**, or 30 µL*** of suspension into MHB

Inoculate plate with 50 µL volume per well of the suspension using the Sensititre AIM or Multi-Channel Pipette

Seal Sensititre plate and incubate at 34-36°C in a non-CO_2 incubator or Sensititre ARIS HiQ# for 18-24 hours

Read automatically with ARIS HiQ# or OptiRead, read manually with Vizion or Manual Viewbox

	1	2	3	4	5	6	7	8	9	10	11	12
A	MEV 0.008/8	MEV 0.015/8	MEV 0.03/8	MEV 0.06/8	MEV 0.12/8	MEV 0.25/8	MEV 0.5/8	MEV 1/8	MEV 2/8	MEV 4/8	MEV 8/8	MEV 16/8
B	OMC 0.12	OMC 0.25	OMC 0.5	OMC 1	OMC 2	OMC 4	OMC 8	COL 0.25	COL 0.5	COL 1	COL 2	COL 4
C	PLZ 0.12	PLZ 0.25	PLZ 0.5	PLZ 1	PLZ 2	PLZ 4	IMI 2	IMI 4	IMI 8	IMI 16	FOS+ 64	FOS+ 128
D	C/T 0.06/4	C/T 0.12/4	C/T 0.25/4	C/T 0.5/4	C/T 1/4	C/T 2/4	C/T 4/4	C/T 8/4	DLX 0.12	DLX 0.25	DLX 0.5	DLX 1
E	CZA 0.12/4	CZA 0.25/4	CZA 0.5/4	CZA 1/4	CZA 2/4	CZA 4/4	CZA 8/4	CZA 16/4	CZA 32/4	MERO 0.25	MERO 0.5	MERO 1
F	ERV 0.03	ERV 0.06	ERV 0.12	ERV 0.25	ERV 0.5	ERV 1	ERV 2	ERV 4	ERV 8	MERO 2	MERO 4	MERO 8
G	FDC 0.03	FDC 0.06	FDC 0.12	FDC 0.25	FDC 0.5	FDC 1	FDC 2	FDC 4	FDC 8	FDC 16	FDC 32	POS
H	IMR 0.03/4	IMR 0.06/4	IMR 0.12/4	IMR 0.25/4	IMR 0.5/4	IMR 1/4	IMR 2/4	IMR 4/4	IMR 8/4	IMR 16/4	POS	POS

Antimicrobics

FDC	Cefiderocol
CZA	Ceftazidime/Avibactam
C/T	Ceftolozane/Tazobactam 4
COL	Colistin
DLX	Delafloxacin
ERV	Eravacycline
FOS+	Fosfomycin+glucose-6-phosphate
IMI	Imipenem
IMR	Imipenem/Relebactam
MERO	Meropenem
MEV	Meropenem/Vaborbactam
OMC	Omadacycline
PLZ	Plazomicin
POS	Positive Control

*For *Proteus* spp. **For Enterobacteriaceae and Non-Enterobacteriaceae. ***For aid in detection of resistance mechanisms for Enterobacteriaceae and Non-Enterobacteriaceae.
#The Sensititre ARIS HiQ AST System is not yet available in all territories. Please contact your local Thermo Fisher Scientific Microbiology sales representative for more information.

ATCC Licensed Derivative®

Update to GNX2F with updated CLSI breakpoints for doripenem and includes two additions: ampicillin/Sulbactam(2:1) and tigecycline

Sensititre Gram Negative GNX3F Plate

for second-line testing including colistin

Intended use	Read method
Antimicrobial susceptibility plate for testing non-fastidious Gram negative organisms isolated from difficult to treat infections	**Autoread or manual** Sensititre ARIS HiQ (V4000)# Sensititre OptiRead (V3030) Sensititre Vizion (V2021) Sensititre Manual Viewbox (V4007)
Broth type	**Inoculum preparation**
Sensititre Mueller Hinton Broth (T3462)	0.5 McFarland Standard (E1041) Sensititre Sterile Water (T3339)

CLSI recommended routine QC strains

Culti-Loops product code	Organism description
R4607050	*Escherichia coli* ATCC® 25922™
R4601971	*Escherichia coli* ATCC® 35218™
R4603074	*Klebsiella pneumoniae* ATCC®700603™
R4607060	*Pseudomonas aeruginosa* ATCC® 27853™
Additional QC strains used for product release	
R4607030	*Enterococcus faecalis* ATCC® 29212™
R4607011	*Staphylococcus aureus* subsp. *aureus* ATCC® 29213™

Put 3-5 colonies into H_2O to measure a 0.5 McFarland using the Nephelometer, mix 1 µL*, 10 µL**, or 30 µL*** of suspension into MHB

Inoculate plate with 50 µL volume per well of the suspension using the Sensititre AIM or Multi-Channel Pipette

Seal Sensititre plate and incubate at 34-36°C in a non-CO_2 incubator or Sensititre ARIS HiQ# for 18-24 hours

Read automatically with ARIS HiQ# or OptiRead, read manually with Vizion or Manual Viewbox

	1	2	3	4	5	6	7	8	9	10	11	12
A	AMI 4	GEN 1	TOB 1	CIP 0.06	SXT 0.5/9.5	AZT 2	FEP 2	COL 0.25	COL 0.5	COL 1	COL 2	COL 4
B	AMI 8	GEN 2	TOB 2	CIP 0.12	SXT 1/19	AZT 4	FEP 4	POL 0.25	POL 0.5	POL 1	POL 2	POL 4
C	AMI 16	GEN 4	TOB 4	CIP 0.25	SXT 2/38	AZT 8	FEP 8	TAZ 1	TAZ 2	TAZ 4	TAZ 8	TAZ 16
D	AMI 32	GEN 8	TOB 8	CIP 0.5	SXT 4/76	AZT 16	FEP 16	FOT 2	FOT 4	FOT 8	FOT 16	FOT 32
E	DOX 2	MIN 2	TGC 0.25	CIP 1	LEVO 1	IMI 1	MERO 1	A/S2 4/2	A/S2 8/4	A/S2 16/8	A/S2 32/16	A/S2 64/32
F	DOX 4	MIN 4	TGC 0.5	CIP 2	LEVO 2	IMI 2	MERO 2	DOR 0.5	DOR 1	DOR 2	DOR 4	POS
G	DOX 8	MIN 8	TGC 1	TGC 4	LEVO 4	IMI 4	MERO 4	P/T4 8/4	P/T4 16/4	P/T4 32/4	P/T4 64/4	POS
H	DOX 16	MIN 16	TGC 2	TGC 8	LEVO 8	IMI 8	MERO 8	TIM2 16/2	TIM2 32/2	TIM2 64/2	TIM2 128/2	POS

Antimicrobics

AMI	Amikacin
A/S2	Ampicillin/Sulbactam 2:1 ratio
AZT	Aztreonam
FEP	Cefepime
FOT	Cefotaxime
TAZ	Ceftazidime
CIP	Ciprofloxacin
COL	Colistin
DOR	Doripenem
DOX	Doxycycline
GEN	Gentamicin
IMI	Imipenem
LEVO	Levofloxacin
MERO	Meropenem
MIN	Minocycline
P/T4	Piperacillin/Tazobactam constant 4
POL	Polymixin B
POS	Positive Control
TIM2	Ticarcillin/Clavulanic acid constant 2
TGC	Tigecycline
TOB	Tobramycin
SXT	Trimethoprim/Sulfamethoxazole

*For *Proteus* spp. **For Enterobacteriaceae and Non-Enterobacteriaceae. ***For aid in detection of resistance mechanisms for Enterobacteriaceae and Non-Enterobacteriaceae.
#The Sensititre ARIS HiQ AST System is not yet available in all territories. Please contact your local Thermo Fisher Scientific Microbiology sales representative for more information.

ATCC Licensed Derivative

Sensititre Gram Negative GNX4F Plate

for second-line testing including colistin

Intended use	Read method
A 3 isolate antimicrobial susceptibility plate for testing non-fastidious Gram negative organisms isolated from difficult to treat infections	**Autoread or manual** Sensititre ARIS HiQ (V4000)# Sensititre OptiRead (V3030) Sensititre Vizion (V2021) Sensititre Manual Viewbox (V4007)
Broth type	**Inoculum preparation**
Sensititre Mueller Hinton Broth (T3462)	0.5 McFarland Standard (E1041) Sensititre Sterile Water (T3339)

CLSI recommended routine QC strains

Culti-Loops product code	Organism description
R4607050	*Escherichia coli* ATCC® 25922™
R4601971	*Escherichia coli* ATCC® 35218™
R4603074	*Klebsiella pneumoniae* ATCC®700603™
R4607060	*Pseudomonas aeruginosa* ATCC® 27853™
Additional QC strains used for product release	
R4607030	*Enterococcus faecalis* ATCC® 29212™
R4607011	*Staphylococcus aureus* subsp. *aureus* ATCC® 29213™

Put 3-5 colonies into H_2O to measure a 0.5 McFarland using the Nephelometer, mix 1 µL*, 10 µL**, or 30 µL*** of suspension into MHB

Inoculate plate with 50 µL volume per well of the suspension using the Sensititre AIM or Multi-Channel Pipette

Seal Sensititre plate and incubate at 34-36°C in a non-CO_2 incubator or Sensititre ARIS HiQ# for 18-24 hours

Read automatically with ARIS HiQ# or OptiRead, read manually with Vizion or Manual Viewbox

	1	2	3	4	5	6	7	8	9	10	11	12
A	NEG	POS	POS	POS	NEG	POS	POS	POS	NEG	POS	POS	POS
B	MERO 0.12	P/T4 2/4	C/T 1/4	CZA 8/4	MERO 0.12	P/T4 2/4	C/T 1/4	CZA 8/4	MERO 0.12	P/T4 2/4	C/T 1/4	CZA 8/4
C	MERO 0.25	P/T4 4/4	C/T 2/4	CZA 16/4	MERO 0.25	P/T4 4/4	C/T 2/4	CZA 16/4	MERO 0.25	P/T4 4/4	C/T 2/4	CZA 16/4
D	MERO 0.5	P/T4 8/4	C/T 4/4	COL 0.25	MERO 0.5	P/T4 8/4	C/T 4/4	COL 0.25	MERO 0.5	P/T4 8/4	C/T 4/4	COL 0.25
E	MERO 1	P/T4 16/4	C/T 8/4	COL 0.5	MERO 1	P/T4 16/4	C/T 8/4	COL 0.5	MERO 1	P/T4 16/4	C/T 8/4	COL 0.5
F	MERO 2	P/T4 32/4	CZA 1/4	COL 1	MERO 2	P/T4 32/4	CZA 1/4	COL 1	MERO 2	P/T4 32/4	CZA 1/4	COL 1
G	MERO 4	C/T 0.25/4	CZA 2/4	COL 2	MERO 4	C/T 0.25/4	CZA 2/4	COL 2	MERO 4	C/T 0.25/4	CZA 2/4	COL 2
H	P/T4 1/4	C/T 0.5/4	CZA 4/4	COL 4	P/T4 1/4	C/T 0.5/4	CZA 4/4	COL 4	P/T4 1/4	C/T 0.5/4	CZA 4/4	COL 4

Antimicrobics

CZA	Ceftazidime/Avibactam
C/T	Ceftolozane/Tazobactam 4
COL	Colistin
MERO	Meropenem
NEG	Negative Control
P/T4	Piperacillin/Tazobactam constant 4
POS	Positive Control

*For *Proteus* spp. **For Enterobacteriaceae and Non-Enterobacteriaceae. ***For aid in detection of resistance mechanisms for Enterobacteriaceae and Non-Enterobacteriaceae.
#The Sensititre ARIS HiQ AST System is not yet available in all territories. Please contact your local Thermo Fisher Scientific Microbiology sales representative for more information.

ATCC Licensed Derivative®

Earlier access to the latest antimicrobials could provide alternative and effective treatment options for critically ill patients.

Treating multidrug-resistant infections and monitoring emergent multidrug resistance is more important now than ever. Expand your Gram negative organism susceptibility testing options by accessing the latest anitbiotics including **cefiderocol**, **eravacycline**, **imipenem/relebactam** and **meropenem/vaborbactam**.

Confidently perform EUCAST compliant susceptibility testing of multi-drug resistant Gram negative isolates on a single plate providing clinicians with gold standard equivalent, accurate results[1] to guide optimal treatment decisions.

"Our continued and close collaboration with Pharmaceutical companies developing new antimicrobials, enables early access on multiple AST devices, including standard and customized formats, providing flexibility to meet your manual and/or automated workflow requirements."

1. International Organization for Standardization (ISO) (2019) *Susceptibility testing of infectious agents and evaluation of performance of antimicrobial susceptibility test devices — Part 1: Broth micro-dilution reference method for testing the in vitro activity of antimicrobial agents against rapidly growing aerobic bacteria involved in infectious diseases.* ISO 20776-1:2019.

Thermo Fisher Scientific products are distributed globally so uses, applications, and availability of product in each country depend on local regulatory marketing authorization status.

Sensititre Gram Negative EUMDROXF Plate

Intended use	Read method
Antimicrobial susceptibility plate for testing non-fastidious Gram negative isolates	**Autoread or manual** Sensititre ARIS HiQ (V4000)# Sensititre OptiRead (V3030) Sensititre Vizion (V2021) Sensititre Manual Viewbox (V4007)
Broth type	**Inoculum preparation**
Sensititre Mueller Hinton Broth (T3462)∞	0.5 McFarland Standard (E1041) Sensititre Sterile Water (T3339)

EUCAST recommended routine QC strains

Culti-Loops product code	Organism description
R4607050	*Escherichia coli* ATCC® 25922™
R4601971	*Escherichia coli* ATCC® 35218™
R4601316	*Klebsiella pneumoniae* ATCC® BAA-2814™
R4603074	*Klebsiella pneumoniae* ATCC®700603™
R4607060	*Pseudomonas aeruginosa* ATCC® 27853™
R4601314	*Escherichia coli* NCTC 13846
Additional QC strains used for product release	
R4607030	*Enterococcus faecalis* ATCC® 29212™
R4607011	*Staphylococcus aureus* subsp. *aureus* ATCC® 29213™
R4609384	*Klebsiella pneumoniae* ATCC® BAA-1705™

Put 3-5 colonies into H_2O to measure a 0.5 McFarland using the Nephelometer, mix 1 µL*, 10 µL**, or 30 µL*** of suspension into MHB

Inoculate plate with 50 µL volume per well of the suspension using the Sensititre AIM or Multi-Channel Pipette

Seal Sensititre plate and incubate at 34-36°C in a non-CO_2 incubator or Sensititre ARIS HiQ#

Read automatically with ARIS HiQ# or OptiRead, read manually with Vizion or Manual Viewbox

	1	2	3	4	5	6	7	8	9	10	11	12
A	AZT 1	AZT 2	AZT 4	AZT 8	AZT 16	AZT 32	C/T 0.25/4	C/T 0.5/4	C/T 1/4	C/T 2/4	C/T 4/4	C/T 8/4
B	COL 0.5	COL 1	COL 2	COL 4	COL 8	COL 16	P/T4 4/4	P/T4 8/4	P/T4 16/4	P/T4 32/4	TGC 0.5	TGC 1
C	IMI 1	IMI 2	IMI 4	IMI 8	IMR 0.06/4	IMR 0.12/4	IMR 0.25/4	IMR 0.5/4	IMR 1/4	IMR 2/4	IMR 4/4	IMR 8/4
D	FEP 1	FEP 2	FEP 4	FEP 8	FEP 16	CZA 0.25/4	CZA 0.5/4	CZA 1/4	CZA 2/4	CZA 4/4	CZA 8/4	CZA 16/4
E	AMI 2	AMI 4	AMI 8	AMI 16	AMI 32	ERV 0.008	ERV 0.015	ERV 0.03	ERV 0.06	ERV 0.12	ERV 0.25	ERV 0.5
F	FDC 0.03	FDC 0.06	FDC 0.12	FDC 0.25	FDC 0.5	FDC 1	FDC 2	FDC 4	FDC 8	FOS+ 16	FOS+ 32	FOS+ 64
G	MERO 0.12	MERO 0.25	MERO 0.5	MERO 1	MERO 2	MERO 4	MERO 8	MERO 16	TOB 0.5	TOB 1	TOB 2	TOB 4
H	MEV 0.06/8	MEV 0.12/8	MEV 0.25/8	MEV 0.5/8	MEV 1/8	MEV 2/8	MEV 4/8	MEV 8/8	MEV 16/8	POS	POS	POS

Antimicrobics

AMI	Amikacin
AZT	Aztreonam
FEP	Cefepime
FDC	Cefiderocol
CZA	Ceftazidime/Avibactam Constant 4
C/T	Ceftolozane/Tazobactam Constant 4
COL	Colistin
ERV	Eravacycline
FOS+	Fosfomycin+glucose-6-phosphate
IMI	Imipenem
IMR	Imipenem/Relebactam Constant 4
MERO	Meropenem
MEV	Meropenem/Vaborbactam Constant 8
P/T4	Piperacillin/Tazobactam Constant 4
POS	Positive Control
TGC	Tigecycline
TOB	Tobramycin

∞ No special broth required for cefiderocol testing. *For *Proteus* spp. **For Enterobacteriaceae and Non-Enterobacteriaceae. ***For aid in detection of resistance mechanisms for Enterobacteriaceae and Non-Enterobacteriaceae. #The Sensititre ARIS HiQ AST System is not yet available in all territories. Please contact your local Thermo Fisher Scientific Microbiology sales representative for more information.

ATCC Licensed Derivative

Sensititre Gram Negative NF Plate

for non-fermenter isolates

Intended use	Read method
Antimicrobial susceptibility plate for testing non-fastidious, Gram negative non-fermenter isolates such as *Pseudomonas* spp. and *Acinetobacter* spp.	**Autoread or manual** Sensititre ARIS HiQ (V4000)# Sensititre OptiRead (V3030) Sensititre Vizion (V2021) Sensititre Manual Viewbox (V4007)
Broth type	**Inoculum preparation**
Sensititre Mueller Hinton Broth (T3462)	0.5 McFarland Standard (E1041) Sensititre Sterile Water (T3339)

CLSI recommended routine QC strains

Culti-Loops product code	Organism description
R4607050	*Escherichia coli* ATCC® 25922™
R4601971	*Escherichia coli* ATCC® 35218™
R4603074	*Klebsiella pneumoniae* ATCC®700603™
R4607060	*Pseudomonas aeruginosa* ATCC® 27853™
Additional QC strains used for product release	
R4607030	*Enterococcus faecalis* ATCC® 29212™
R4607011	*Staphylococcus aureus* subsp. *aureus* ATCC® 29213™

Put 3-5 colonies into H_2O to measure a 0.5 McFarland using the Nephelometer, mix 1 µL*, 10 µL**, or 30 µL*** of suspension into MHB

Inoculate plate with 50 µL volume per well of the suspension using the Sensititre AIM or Multi-Channel Pipette

Seal Sensititre plate and incubate at 34-36°C in a non-CO_2 incubator or Sensititre ARIS HiQ# for 18-24 hours

Read automatically with ARIS HiQ# or OptiRead, read manually with Vizion or Manual Viewbox

	1	2	3	4	5	6	7	8	9	10	11	12
A	TAZ 16	PIP 64	P/T4 64/4	FOP 32	IMI 8	TIC 64	A/S2 16/8	CHL 16	AXO 32	CAR 256	CIP 2	GEN 8
B	TAZ 8	PIP 32	P/T4 32/4	FOP 16	IMI 4	TIC 32	A/S2 8/4	CHL 8	AXO 16	CAR 128	CIP 1	GEN 4
C	TAZ 4	PIP 16	P/T4 16/4	FOP 8	IMI 2	TIC 16	A/S2 4/2	CHL 4	AXO 8	CAR 64	CIP 0.5	GEN 2
D	TAZ 2	PIP 8	P/T4 8/4	FOP 4	IMI 1	TIC 8	A/S2 2/1	CHL 2	AXO 4	CAR 32	CIP 0.25	GEN 1
E	TAZ 1	FIS 256	AMI 32	LOM 4	TIM2 128/2	SXT 4/76	FOT 32	TOB 8	FEP 16	AZT 16	TET 8	NEG
F	LEVO 4	LEVO 0.12	AMI 16	LOM 2	TIM2 64/2	SXT 2/38	FOT 16	TOB 4	FEP 8	AZT 8	TET 4	POS
G	LEVO 2	LEVO 0.25	AMI 8	LOM 1	TIM2 32/2	SXT 1/19	FOT 8	TOB 2	FEP 4	AZT 4	TET 2	POS
H	LEVO 1	LEVO 0.5	AMI 4	LOM 0.5	TIM2 16/2	SXT 0.5/9.5	FOT 4	TOB 1	FEP 2	AZT 2	TET 1	POS

Antimicrobics

AMI	Amikacin
A/S2	Ampicillin/Sulbactam 2:1 ratio
AZT	Aztreonam
CAR	Carbenicillin
FEP	Cefepime
FOP	Cefoperazone
FOT	Cefotaxime
TAZ	Ceftazidime
AXO	Ceftriaxone
CHL	Chloramphenicol
CIP	Ciprofloxacin
GEN	Gentamicin
IMI	Imipenem
LEVO	Levofloxacin
LOM	Lomefloxacin
NEG	Negative Control
PIP	Piperacillin
P/T4	Piperacillin/Tazobactam constant 4
POS	Positive Control
FIS	Sulfisoxazole
TET	Tetracycline
TIC	Ticarcillin
TIM2	Ticarcillin/Clavulanic acid constant 2
TOB	Tobramycin
SXT	Trimethoprim/Sulfamethoxazole

*For *Proteus* spp. **For Enterobacteriaceae and Non-Enterobacteriaceae. ***For aid in detection of resistance mechanisms for Enterobacteriaceae and Non-Enterobacteriaceae.
#The Sensititre ARIS HiQ AST System is not yet available in all territories. Please contact your local Thermo Fisher Scientific Microbiology sales representative for more information.

ATCC Licensed Derivative

Sensititre Gram Negative EUX2NF Plate

Intended use	Read method
Antimicrobial susceptibility plate for testing non-fastidious, Gram negative non-fermenter isolates such as *Pseudomonas* spp. and *Acinetobacter* spp.	**Autoread or manual** Sensititre ARIS HiQ (V4000)# Sensititre OptiRead (V3030) Sensititre Vizion (V2021) Sensititre Manual Viewbox (V4007)
Broth type	**Inoculum preparation**
Sensititre Mueller Hinton Broth (T3462)	0.5 McFarland Standard (E1041) Sensititre Sterile Water (T3339)

EUCAST recommended routine QC strains

Culti-Loops product code	Organism description
R4607050	*Escherichia coli* ATCC® 25922™
R4601971	*Escherichia coli* ATCC® 35218™
R4603074	*Klebsiella pneumoniae* ATCC®700603™
R4607060	*Pseudomonas aeruginosa* ATCC® 27853™
R4601314	*Escherichia coli* NCTC 13846
Additional QC strains used for product release	
R4607030	*Enterococcus faecalis* ATCC® 29212™
R4607011	*Staphylococcus aureus* subsp. *aureus* ATCC® 29213™

Put 3-5 colonies into H_2O to measure a 0.5 McFarland using the Nephelometer, mix 1 µL*, 10 µL**, or 30 µL*** of suspension into MHB

Inoculate plate with 50 µL volume per well of the suspension using the Sensititre AIM or Multi-Channel Pipette

Seal Sensititre plate and incubate at 34-36°C in a non-CO_2 incubator or Sensititre ARIS HiQ# for 18-24 hours

Read automatically with ARIS HiQ# or OptiRead, read manually with Vizion or Manual Viewbox

	1	2	3	4	5	6	7	8	9	10	11	12
A	FEP 1	FEP 2	FEP 4	FEP 8	FEP 16	FEP 32	LEVO 0.12	LEVO 0.25	LEVO 0.5	LEVO 1	LEVO 2	LEVO 4
B	TAZ 1	TAZ 2	TAZ 4	TAZ 8	TAZ 16	TAZ 32	TOB 0.5	TOB 1	TOB 2	TOB 4	TOB 8	TOB 16
C	MERO 0.5	MERO 1	MERO 2	MERO 4	MERO 8	MERO 16	MERO 32	P/T4 4/4	P/T4 8/4	P/T4 16/4	P/T4 32/4	P/T4 64/4
D	IMI 1	IMI 2	IMI 4	IMI 8	IMI 16	IMI 32	IMI 64	GEN 1	GEN 2	GEN 4	GEN 8	GEN 16
E	AZT 0.5	AZT 1	AZT 2	AZT 4	AZT 8	AZT 16	AZT 32	TGC 0.12	TGC 0.25	TGC 0.5	TGC 1	TGC 2
F	SXT 0.5/9.5	SXT 1/19	SXT 2/38	SXT 4/76	SXT 8/152	DOR 0.25	DOR 0.5	DOR 1	DOR 2	DOR 4	DOR 8	DOR 16
G	POL 0.5	POL 1	POL 2	POL 4	POL 8	AMI 2	AMI 4	AMI 8	AMI 16	AMI 32	DOR 32	POS
H	COL 0.5	COL 1	COL 2	COL 4	COL 8	CIP 0.12	CIP 0.25	CIP 0.5	CIP 1	CIP 2	POS	POS

Antimicrobics

AMI	Amikacin
AZT	Aztreonam
FEP	Cefepime
TAZ	Ceftazidime
CIP	Ciprofloxacin
COL	Colistin
DOR	Doripenem
GEN	Gentamicin
IMI	Imipenem
LEVO	Levofloxacin
MERO	Meropenem
P/T4	Piperacillin/Tazobactam constant 4
POL	Polymixin B
POS	Positive Control
TGC	Tigecycline
TOB	Tobramycin
SXT	Trimethoprim/Sulfamethoxazole

*For *Proteus* spp. **For Enterobacteriaceae and Non-Enterobacteriaceae. ***For aid in detection of resistance mechanisms for Enterobacteriaceae and Non-Enterobacteriaceae.
#The Sensititre ARIS HiQ AST System is not yet available in all territories. Please contact your local Thermo Fisher Scientific Microbiology sales representative for more information.

ATCC Licensed Derivative®

Sensititre Gram Negative GNUR3F Plate

for urine isolates

Intended use	Read method
Antimicrobial susceptibility plate for testing non-fastidious Gram negative organisms isolated from a urine culture	**Autoread or manual** Sensititre ARIS HiQ (V4000)# Sensititre OptiRead (V3030) Sensititre Vizion (V2021) Sensititre Manual Viewbox (V4007)
Broth type	**Inoculum preparation**
Sensititre Mueller Hinton Broth (T3462)	0.5 McFarland Standard (E1041) Sensititre Sterile Water (T3339)

CLSI recommended routine QC strains

Culti-Loops product code	Organism description
R4607050	*Escherichia coli* ATCC® 25922™
R4601971	*Escherichia coli* ATCC® 35218™
R4607060	*Pseudomonas aeruginosa* ATCC® 27853™
Additional QC strains used for product release	
R4607030	*Enterococcus faecalis* ATCC® 29212™
R4607011	*Staphylococcus aureus* subsp. *aureus* ATCC® 29213™

Put 3-5 colonies into H_2O to measure a 0.5 McFarland using the Nephelometer, mix 1 µL*, 10 µL**, or 30 µL*** of suspension into MHB

Inoculate plate with 50 µL volume per well of the suspension using the Sensititre AIM or Multi-Channel Pipette

Seal Sensititre plate and incubate at 34-36°C in a non-CO_2 incubator or Sensititre ARIS HiQ# for 18-24 hours

Read automatically with ARIS HiQ# or OptiRead, read manually with Vizion or Manual Viewbox



Antimicrobics

AUG2	Amoxicillin/Clavulanic acid 2:1 ratio
AMP	Ampicillin
AZT	Aztreonam
FAZ	Cefazolin
AXO	Ceftriaxone
CIP	Ciprofloxacin
GEN	Gentamicin
NEG	Negative Control
NIT	Nitrofurantoin
POS	Positive Control
SXT	Trimethoprim/Sulfamethoxazole

*For *Proteus* spp. **For Enterobacteriaceae and Non-Enterobacteriaceae. ***For aid in detection of resistance mechanisms for Enterobacteriaceae and Non-Enterobacteriaceae.
#The Sensititre ARIS HiQ AST System is not yet available in all territories. Please contact your local Thermo Fisher Scientific Microbiology sales representative for more information.

ATCC Licensed Derivative

Sensititre Gram Negative ESB1F Plate

Intended use	Read method
Antimicrobial susceptibility plate for testing extended-spectrum β-lactamase (ESBL) producing non-fastidious Gram negative isolates.	**Autoread or manual** Sensititre ARIS HiQ (V4000)# Sensititre OptiRead (V3030) Sensititre Vizion (V2021) Sensititre Manual Viewbox (V4007)
Broth type	**Inoculum preparation**
Sensititre Mueller Hinton Broth (T3462)	0.5 McFarland Standard (E1041) Sensititre Sterile Water (T3339)

CLSI recommended routine QC strains

Culti-Loops product code	Organism description
R4607050	*Escherichia coli* ATCC® 25922™
R4601971	*Escherichia coli* ATCC® 35218™
R4603074	*Klebsiella pneumoniae* ATCC®700603™
R4607060	*Pseudomonas aeruginosa* ATCC® 27853™
Additional QC strains used for product release	
R4607030	*Enterococcus faecalis* ATCC® 29212™
R4607011	*Staphylococcus aureus* subsp. *aureus* ATCC® 29213™

Put 3-5 colonies into H_2O to measure a 0.5 McFarland using the Nephelometer, mix 1 µL*, 10 µL**, or 30 µL*** of suspension into MHB

Inoculate plate with 50 µL volume per well of the suspension using the Sensititre AIM or Multi-Channel Pipette

Seal Sensititre plate and incubate at 34-36°C in a non-CO_2 incubator or Sensititre ARIS HiQ# for 18-24 hours

Read automatically with ARIS HiQ# or OptiRead, read manually with Vizion or Manual Viewbox

	1	2	3	4	5	6	7	8	9	10	11	12
A	AXO 1	AXO 2	AXO 4	AXO 8	AXO 16	AXO 32	AXO 64	AXO 128	MERO 1	MERO 2	MERO 4	MERO 8
B	CEP 8	CEP 16	POD 0.25	POD 0.5	POD 1	POD 2	POD 4	POD 8	POD 16	POD 32	CIP 1	CIP 2
C	FOT 0.25	FOT 0.5	FOT 1	FOT 2	FOT 4	FOT 8	FOT 16	FOT 32	FOT 64	GEN 4	GEN 8	GEN 16
D	F/C 0.12/4	F/C 0.25/4	F/C 0.5/4	F/C 1/4	F/C 2/4	F/C 4/4	F/C 8/4	F/C 16/4	F/C 32/4	F/C 64/4	AMP 8	AMP 16
E	TAZ 0.25	TAZ 0.5	TAZ 1	TAZ 2	TAZ 4	TAZ 8	TAZ 16	TAZ 32	TAZ 64	TAZ 128	FAZ 8	FAZ 16
F	T/C 0.12/4	T/C 0.25/4	T/C 0.5/4	T/C 1/4	T/C 2/4	T/C 4/4	T/C 8/4	T/C 16/4	T/C 32/4	T/C 64/4	T/C 128/4	POS
G	IMI 0.5	IMI 1	IMI 2	IMI 4	IMI 8	IMI 16	P/T4 4/4	P/T4 8/4	P/T4 16/4	P/T4 32/4	P/T4 64/4	POS
H	FEP 1	FEP 2	FEP 4	FEP 8	FEP 16	FOX 4	FOX 8	FOX 16	FOX 32	FOX 64	NEG	POS

Antimicrobics

AMP	Ampicillin
FAZ	Cefazolin
FEP	Cefepime
FOT	Cefotaxime
F/C	Cefotaxime/Clavulanic acid
FOX	Cefoxitin
POD	Cefpodoxime
TAZ	Ceftazidime
T/C	Ceftazidime/Clavulanic acid
AXO	Ceftriaxone
CEP	Cephalothin
CIP	Ciprofloxacin
GEN	Gentamicin
IMI	Imipenem
MERO	Meropenem
NEG	Negative Control
P/T4	Piperacillin/Tazobactam constant 4
POS	Positive Control

*For *Proteus* spp. **For Enterobacteriaceae and Non-Enterobacteriaceae. ***For aid in detection of resistance mechanisms for Enterobacteriaceae and Non-Enterobacteriaceae.
#The Sensititre ARIS HiQ AST System is not yet available in all territories. Please contact your local Thermo Fisher Scientific Microbiology sales representative for more information.

ATCC Licensed Derivative®

GPALL3 format available with ceftaroline, ceftriaxone and telavancin. Please inquire for regional availability

Sensititre Gram Positive GPALL1F Plate

Intended use	Read method
Antimicrobial susceptibility plate for testing non-fastidious Gram positive isolates	**Autoread or Manual** Sensititre ARIS HiQ (V4000)# Sensititre OptiRead (V3030) Sensititre Vizion (V2021) Sensititre Manual Viewbox (V4007)
Broth type	**Inoculum preparation**
Sensititre Mueller Hinton Broth (T3462)	0.5 McFarland Standard (E1041) Sensititre Sterile Water (T3339)

CLSI recommended routine QC strains

Culti-Loops product code	Organism description
R4607030	*Enterococcus faecalis* ATCC® 29212™
R4606512	*Staphylococcus aureus* subsp. *aureus* ATCC® BAA-976™
R4607010	*Staphylococcus aureus* subsp. *aureus* ATCC® 25923™
R4607011	*Staphylococcus aureus* subsp. *aureus* ATCC® 29213™
Additional QC strains used in product release testing	
R4607050	*Escherichia coli* ATCC® 25922™
R4607060	*Pseudomonas aeruginosa* ATCC® 27853™
R4606513	*Staphylococcus aureus* subsp. *aureus* ATCC® BAA-977™
CLSI recommended supplemental quality control:	
R4606513	*Staphylococcus aureus subsp. aureus* ATCC® BAA-977™
R4601996	*Enterococcus faecalis* ATCC® 51299™

1. Put 3-5 colonies into H_2O to measure a 0.5 McFarland using the Nephelometer, mix 10 µL or 30 µL* of suspension into MHB
2. Inoculate plate with 50 µL volume per well of the suspension using the Sensititre AIM or Multi-Channel Pipette
3. Seal Sensititre plate and incubate at 34-36°C in a non-CO_2 incubator or Sensititre ARIS HiQ# for 18-24 hours
4. Read automatically with ARIS HiQ# or OptiRead, read manually with Vizion or Manual Viewbox

	1	2	3	4	5	6	7	8	9	10	11	12
A	CHL 2	CHL 4	CHL 8	CHL 16	ERY 0.25	ERY 0.5	ERY 1	ERY 2	ERY 4	CLI 0.5	CLI 1	CLI 2
B	DAP 0.5	DAP 1	DAP 2	DAP 4	OXA+ 0.25	OXA+ 0.5	OXA+ 1	OXA+ 2	OXA+ 4	STR 1000	DT1	DT2
C	GEN 2	GEN 4	GEN 8	GEN 16	AMP 0.12	AMP 0.25	AMP 0.5	AMP 1	AMP 2	AMP 4	AMP 8	FOXS 6
D	LZD 1	LZD 2	LZD 4	LZD 8	PEN 0.06	PEN 0.12	PEN 0.25	PEN 0.5	PEN 1	PEN 2	PEN 4	PEN 8
E	RIF 0.5	RIF 1	RIF 2	RIF 4	VAN 0.25	VAN 0.5	VAN 1	VAN 2	VAN 4	VAN 8	VAN 16	VAN 32
F	SXT 0.5/9.5	SXT 1/19	SXT 2/38	SXT 4/76	LEVO 0.25	LEVO 0.5	LEVO 1	LEVO 2	LEVO 4	CIP 1	CIP 2	POS
G	SYN 0.5	SYN 1	SYN 2	SYN 4	TGC 0.03	TGC 0.06	TGC 0.12	TGC 0.25	TGC 0.5	NIT 32	NIT 64	POS
H	TET 2	TET 4	TET 8	TET 16	MXF 0.25	MXF 0.5	MXF 1	MXF 2	MXF 4	GEN 500	NEG	POS

Antimicrobics

AMP	Ampicillin
FOXS	Cefoxitin screen
CHL	Chloramphenicol
CIP	Ciprofloxacin
CLI	Clindamycin
DT1	D Test 1
DT2	D Test 2
DAP	Daptomycin
ERY	Erythromycin
GEN	Gentamicin
LEVO	Levofloxacin
LZD	Linezolid
MXF	Moxifloxacin
NEG	Negative control
NIT	Nitrofurantoin
OXA+	Oxacillin + 2% NaCl
PEN	Penicillin
POS	Positive control
SYN	Quinupristin/Dalfopristin
RIF	Rifampin
STR	Streptomycin
TET	Tetracycline
TGC	Tigecycline
SXT	Trimethoprim/Sulfamethoxazole
VAN	Vancomycin

*For aid in detection of resistance mechanisms for Gram positive organisms. #The Sensititre ARIS HiQ AST System is not yet available in all territories. Please contact your local Thermo Fisher Scientific Microbiology sales representative for more information.

ATCC Licensed Derivative

Sensititre Gram Positive EUSTAPF Plate

with ceftaroline and telavancin

Intended use	Read method
Antimicrobial susceptibility plate for testing *Staphylococcus* species isolates	**Autoread or Manual** Sensititre ARIS HiQ (V4000)# Sensititre OptiRead (V3030) Sensititre Vizion (V2021) Sensititre Manual Viewbox (V4007)
Broth type	**Inoculum preparation**
Sensititre Mueller Hinton Broth (T3462)	0.5 McFarland Standard (E1041) Sensititre Sterile Water (T3339)

EUCAST recommended routine QC strains

Culti-Loops product code	Organism description
R4607030	*Enterococcus faecalis* ATCC® 29212™
R4607011	*Staphylococcus aureus* subsp. *aureus* ATCC® 29213™
Additional QC strains used in product release testing	
R4607050	*Escherichia coli* ATCC® 25922™
R4607060	*Pseudomonas aeruginosa* ATCC® 27853™
R4606512	*Staphylococcus aureus* subsp. *aureus* ATCC® BAA-976™
R4606513	*Staphylococcus aureus* subsp. *aureus* ATCC® BAA-977™
R4607010	*Staphylococcus aureus* subsp. *aureus* ATCC® 25923™

Put 3-5 colonies into H_2O to measure a 0.5 McFarland using the Nephelometer, mix 10 µL or 30 µL* of suspension into MHB

Inoculate plate with 50 µL volume per well of the suspension using the Sensititre AIM or Multi-Channel Pipette

Seal Sensititre plate and incubate at 34-36°C in a non-CO_2 incubator or Sensititre ARIS HiQ# for 18-24 hours

Read automatically with ARIS HiQ# or OptiRead, read manually with Vizion or Manual Viewbox

	1	2	3	4	5	6	7	8	9	10	11	12
A	CPT 0.5	SXT 1/19	LZD 2	TET 0.5	TEI 1	ERY 0.25	TLA 0.03	TOB 0.25	GEN 0.25	VAN 0.5	RIF 0.03	MUP 0.5
B	CPT 1	SXT 2/38	LZD 4	TET 1	TEI 2	ERY 0.5	TLA 0.06	TOB 0.5	GEN 0.5	VAN 1	RIF 0.06	MUP 1
C	CPT 2	SXT 4/76	LZD 8	TET 2	TEI 4	ERY 1	TLA 0.12	TOB 1	GEN 1	VAN 2	RIF 0.12	MUP 2
D	CPT 4	SXT 8/152	LZD 16	TET 4	TEI 8	ERY 2	TLA 0.25	TOB 2	GEN 2	VAN 4	RIF 0.25	MUP 4
E	FUS 0.5	DAP 0.5	CLI 0.12	LEVO 0.5	TEI 16	ERY 4	TLA 0.5	TOB 4	GEN 4	VAN 8	RIF 0.5	MUP 8
F	FUS 1	DAP 1	CLI 0.25	LEVO 1	NOR 4	DT1	TLA 1	TOB 8	GEN 8	VAN 16	RIF 1	MUP 256
G	FUS 2	DAP 2	CLI 0.5	LEVO 2	NOR 8	DT2	MXF 0.25	MXF 0.5	MXF 1	MXF 2	POS	NEG
H	FUS 4	DAP 4	CLI 1	LEVO 4	NOR 16	FOX 1	FOX 2	FOX 4	FOX 8	FOXS 6	POS	POS

Antimicrobics

FOX	Cefoxitin
FOXS	Cefoxitin screen
CPT	Ceftaroline
CLI	Clindamycin
DT1	D Test 1
DT2	D Test 2
DAP	Daptomycin
ERY	Erythromycin
FUS	Fusidate
GEN	Gentamicin
LEVO	Levofloxacin
LZD	Linezolid
MXF	Moxifloxacin
MUP	Mupirocin
NEG	Negative control
NOR	Norfloxacin
POS	Positive control
RIF	Rifampin
TEI	Teicoplanin
TLA	Telavancin
TET	Tetracycline
TOB	Tobramycin
SXT	Trimethoprim/Sulfanethoxazole
VAN	Vancomycin

*For aid in detection of resistance mechanisms for Gram positive organisms. #The Sensititre ARIS HiQ AST System is not yet available in all territories. Please contact your local Thermo Fisher Scientific Microbiology sales representative for more information.

ATCC Licensed Derivative®

Sensititre Gram Positive EUENCF Plate

Intended use	Read method
Antimicrobial susceptibility plate for testing *Enterococcus* species isolates	**Autoread or manual** Sensititre ARIS HiQ (V4000)# Sensititre OptiRead (V3030) Sensititre Vizion (V2021) Sensititre Manual Viewbox (V4007)
Broth type	**Inoculum preparation**
Sensititre Mueller Hinton Broth (T3462)	0.5 McFarland Standard (E1041) Sensititre Sterile Water (T3339)

EUCAST recommended routine QC strains

Culti-Loops product code	Organism description
R4607030	*Enterococcus faecalis* ATCC® 29212™
R4607011	*Staphylococcus aureus* subsp. *aureus* ATCC® 29213™
R4601971	*Escherichia coli* ATCC® 35218™
Additional QC strains used for product release	
R4601996	*Enterococcus faecalis* ATCC® 51299™
R4607050	*Escherichia coli* ATCC® 25922™
R4607060	*Pseudomonas aeruginosa* ATCC® 27853™
R4601971	*Escherichia coli* ATCC® 35218™
R4607060	*Pseudomonas aeruginosa* ATCC® 27853™

Put 3-5 colonies into H_2O to measure a 0.5 McFarland using the Nephelometer, mix 1 µL*, 10 µL**, or 30 µL*** of suspension into MHB

Inoculate plate with 50 µL volume per well of the suspension using the Sensititre AIM or Multi-Channel Pipette

Seal Sensititre plate and incubate at 34-36°C in a non-CO_2 incubator or Sensititre ARIS HiQ# for 18-24 hours

Read automatically with ARIS HiQ# or OptiRead, read manually with Vizion or Manual Viewbox

	1	2	3	4	5	6	7	8	9	10	11	12
A	AMP 0.25	AMOX 0.25	AUGC 0.25/2	VAN 0.12	TMP 0.015	LZD 0.5	TEI 0.5	IMI 0.5	SYN 0.25	TGC 0.06	CIP 0.5	LEVO 0.5
B	AMP 0.5	AMOX 0.5	AUGC 0.5/2	VAN 0.25	TMP 0.03	LZD 1	TEI 1	IMI 1	SYN 0.5	TGC 0.12	CIP 1	LEVO 1
C	AMP 1	AMOX 1	AUGC 1/2	VAN 0.5	TMP 0.06	LZD 2	TEI 2	IMI 2	SYN 1	TGC 0.25	CIP 2	LEVO 2
D	AMP 2	AMOX 2	AUGC 2/2	VAN 1	TMP 0.12	LZD 4	TEI 4	IMI 4	SYN 2	TGC 0.5	CIP 4	LEVO 4
E	AMP 4	AMOX 4	AUGC 4/2	VAN 2	TMP 0.25	LZD 8	TEI 8	IMI 8	SYN 4	TGC 1	CIP 8	LEVO 8
F	AMP 8	AMOX 8	AUGC 8/2	VAN 4	TMP 0.5	NIT 32	STR 512	IMI 16	SYN 8	TGC 2	CIP 16	LEVO 16
G	AMP 16	AMOX 16	AUGC 16/2	VAN 8	TMP 1	NIT 64	STR 1024	NOR 4	NOR 8	NOR 16	POS CON	NEG CON
H	AMP 32	AMOX 32	AUGC 32/2	VAN 16	TMP 2	TMP 4	GEN 32	GEN 64	GEN 128	GEN 256	POS CON	POS CON

Antimicrobics

AMOX	Amoxicillin
AUGC	Amoxicillin/Clavulanic acid constant 2
AMP	Ampicillin
CIP	Ciprofloxacin
GEN	Gentamicin
IMI	Imipenem
LEVO	Levofloxacin
LZD	Linezolid
NEG	Negative Control
NIT	Nitrofurantoin
NOR	Norfloxacin
POS	Positive Control
SYN	Quinupristin/dalfopristin
STR	Streptomycin
TEI	Teicoplanin
TGC	Tigecycline
TMP	Trimethoprim
VAN	Vancomycin

*For *Proteus* spp. **For Enterobacteriaceae and Non-Enterobacteriaceae. ***For aid in detection of resistance mechanisms for Enterobacteriaceae and Non-Enterobacteriaceae.
#The Sensititre ARIS HiQ AST System is not yet available in all territories. Please contact your local Thermo Fisher Scientific Microbiology sales representative for more information.

ATCC Licensed Derivative

Sensititre Streptococcus species STP6F Plate

Intended use	Read method
Antimicrobial susceptibility plate for testing *Streptococcus* species isolates	**Autoread or manual** Sensititre ARIS HiQ (V4000)# Sensititre OptiRead (V3030) Sensititre Vizion (V2021) Sensititre Manual Viewbox (V4007)
Broth type	**Inoculum preparation**
Sensititre Mueller Hinton Broth w/ Lysed Horse Blood – manual read (CP112-10) or Sensititre Mueller Hinton Broth w/ Lysed Horse Blood – autoread (CP11410)	0.5 McFarland Standard (E1041) Sensititre Mueller Hinton Broth 5 mL (T3462-05)

CLSI recommended routine QC strains

Culti-Loops product code	Organism description
R4609015	*Streptococcus pneumoniae* ATCC®49619

Put 3-5 colonies into MHB to measure a 0.5 McFarland using the Nephelometer, mix 100 µL of suspension into MHB w/ LHB

Inoculate plate with 100 µL volume per well of the suspension using the Sensititre AIM or Multi-Channel Pipette

Seal Sensititre plate and incubate at 34-36°C in a non-CO_2 incubator or Sensititre ARIS HiQ# for 20-24 hours

Read automatically with ARIS HiQ# or OptiRead, read manually with Vizion or Manual Viewbox

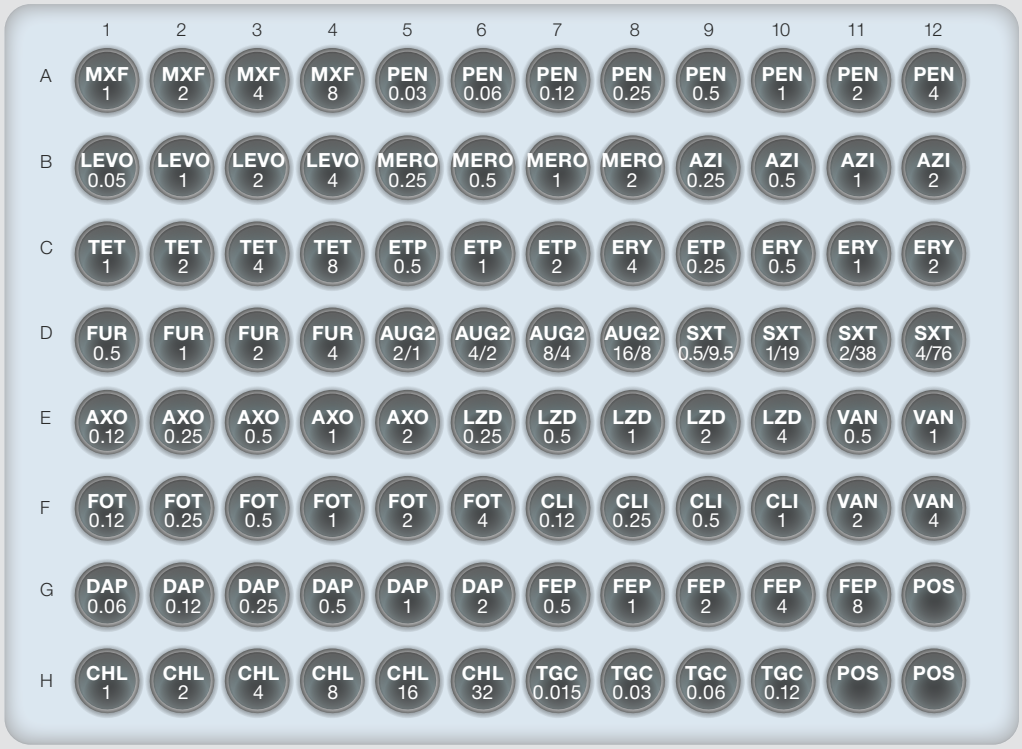

Antimicrobics

AUG2	Amoxicillin/Clavulanic acid 2:1 ratio
AZI	Azithromycin
FEP	Cefepime
FOT	Cefotaxime
AXO	Ceftriaxone
FUR	Cefuroxime
CHL	Chloramphenicol
CLI	Clindamycin
DAP	Daptomycin
ETP	Ertapenem
ERY	Erythromycin
LEVO	Levofloxacin
LAZD	Linezolid
MERO	Meropenem
MXF	Moxifloxacin
PEN	Penicillin
POS	Positive control
TET	Tetracycline
TGC	Tigecycline
SXT	Trimethoprim/Sulfamethoxazole
VAN	Vancomycin

#The Sensititre ARIS HiQ AST System is not yet available in all territories. Please contact your local Thermo Fisher Scientific Microbiology sales representative for more information.

ATCC Licensed Derivative®

Sensititre Streptococcus FDANDSF Plate

with oritavancin, dalbavancin, and tedizolid

Intended use	Read method
Antimicrobial susceptibility plate for testing *Streptococcus* species isolates	**Autoread or manual** Sensititre ARIS HiQ (V4000)# Sensititre OptiRead (V3030) Sensititre Vizion (V2021) Sensititre Manual Viewbox (V4007)
Broth type	**Inoculum preparation**
Sensititre Mueller Hinton Broth w/ Lysed Horse Blood – manual read (CP112-10) or Sensititre Mueller Hinton Broth w/ Lysed Horse Blood – autoread (CP11410)	0.5 McFarland Standard (E1041) Sensititre Mueller Hinton Broth 5 mL (T3462-05)

CLSI recommended routine QC strains

Culti-Loops product code	Organism description
R4609015	*Streptococcus pneumoniae* ATCC®49619
Additional QC strains used for product release	
R4606512	*Staphylococcus aureus* subsp. *aureus* ATCC® BAA-976™
R4606513	*Staphylococcus aureus* subsp. *aureus* ATCC® BAA-977™
R4607010	*Staphylococcus aureus* subsp. *aureus* ATCC® 25923™
R4607011	*Staphylococcus aureus* subsp. *aureus* ATCC® 29213™

Put 3-5 colonies into MHB to measure a 0.5 McFarland using the Nephelometer, Mix 100 µL of suspension into MHB w/ LHB

Inoculate plate with 100 µL volume per well of the suspension using the Sensititre AIM or Multi-Channel Pipette

Seal Sensititre plate and incubate at 34-36°C in a non-CO_2 incubator or Sensititre ARIS HiQ# for 20-24 hours

Read automatically with ARIS HiQ# or OptiRead, read manually with Vizion or Manual Viewbox



Antimicrobics

CPT	Ceftaroline
CLI	Clindamycin
DTS	D Test
DAL	Dalbavancin
ERY	Erythromycin
LZD	Linezolid
ORI	Oritavancin
POS	Positive control
TZD	Tedizolid
TLA	Telavancin
VAN	Vancomycin

#The Sensititre ARIS HiQ AST System is not yet available in all territories. Please contact your local Thermo Fisher Scientific Microbiology sales representative for more information.

ATCC Licensed Derivative

Sensititre Haemophilus and Streptococcus pneumoniae HPB1 Plate

Intended use	Read method
Antimicrobial susceptibility plate for testing *Streptococcus pneumoniae* and *Haemophilus influenzae* isolates	**Manual** Sensititre Vizion (V2021) Sensititre Manual Viewbox (V4007)
Broth type	**Inoculum preparation**
Sensititre HTM (T3470)* or Sensititre Mueller Hinton Broth w/ Lysed Horse Blood – manual read (CP112-10)**	0.5 McFarland Standard (E1041) Sensititre Mueller Hinton Broth 5 mL (T3462-05)

CLSI recommended routine QC strains

Culti-Loops product code	Organism description
R4603830	*Haemophilus influenzae* ATCC® 49247™
R4603806	*Haemophilus influenzae* ATCC® 49766™
R4609015	*Streptococcus pneumoniae* ATCC®49619

1. Put 3-5 colonies into H_2O to measure a 0.5 McFarland using the Nephelometer, Mix 50 µL* or 100 µL** of suspension into HTM* or MHB w/ LHB Tube**
2. Inoculate plate with 100 µL volume per well of the suspension using the Sensititre AIM or Multi-Channel Pipette
3. Seal Sensititre plate and incubate at 34-36°C in a non-CO_2 incubator for 20-24 hours
4. Read manually with Vizion or Manual Viewbox

	1	2	3	4	5	6	7	8	9	10	11	12
A	LEVO 4	CLA 16	PEN 1	AXO 2	AMP 4	SPX 1	SXT 2/38	MERO 2	FUR 8	TET 4	CHL 4	AUG2 16/8
B	LEVO 2	CLA 8	PEN 0.5	AXO 1	AMP 2	SPX 0.5	SXT 1/19	MERO 1	FUR 4	TET 2	CHL 2	AUG2 8/4
C	LEVO 1	CLA 4	PEN 0.25	AXO 0.5	AMP 1	SPX 0.25	SXT 0.5/9.5	MERO 0.5	FUR 2	TET 1	CHL 1	AUG2 4/2
D	LEVO 0.5	CLA 2	PEN 0.12	AXO 0.25	AMP 0.5	SPX 0.12	SXT 0.25/4.75	MERO 0.25	FUR 1	TET 0.5	CHL 0.5	AUG2 2/1
E	LEVO 0.25	CLA 1	PEN 0.06	AXO 0.12	AMP 0.25	SPX 0.06	SXT 0.12/2.38	MERO 0.12	FUR 0.5	TET 0.25	ERY 0.25	ERY 0.5
F	LEVO 0.12	CLA 0.5	PEN 0.03	AXO 0.06	AMP 0.12	SPX 0.03	SXT 0.06/1.19	MERO 0.06	FIX 0.12	FIX 0.25	FIX 0.5	FIX 1
G	LEVO 0.06	CLA 0.25	PEN 0.015	AXO 0.03	FEP 0.12	FEP 0.25	FEP 0.5	FEP 1	FEP 2	A/S2 1/0.5	A/S2 2/1	POS
H	LEVO 0.03	CLA 0.12	FAC 4	FAC 8	FAC 16	IMI 0.5	IMI 1	IMI 2	IMI 4	POS	POS	POS

Antimicrobics

AUG2	Amoxicillin/Clavulanic Acid 2:1 ratio
AMP	Ampicillin
A/S2	Ampicillin/Sulbactam 2:1 ratio
FAC	Cefaclor
FEP	Cefepime
FIX	Cefixime
AXO	Ceftriaxone
FUR	Cefuroxime
CHL	Chloramphenicol
CLA	Clarithromycin
ERY	Erythromycin
IMI	Imipenem
LEVO	Levofloxacin
MERO	Meropenem
PEN	Penicillin
POS	Positive control
SPX	Sparfloxacin
TET	Tetracycline
SXT	Trimethroprim/Sulfamethoxazole

*For *Haemophilus*. **For *S. pneumaniae/streptococcus*.

ATCC Licensed Derivative®

Sensititre Anaerobe ANO2B Plate

for *B. fragilis* group

Intended use	Read method
Antimicrobial susceptibility plate for testing anerobic organisms *Bacteroides fragilis* group	**Manual** Sensititre Vizion (V2021) Sensititre Manual Viewbox (V4007)
Broth type	**Inoculum preparation**
Sensititre™ Supplemented Brucella Broth for Anaerobes (T3450**, T3451*)	0.5 McFarland Standard (E1041) Sensititre™ Cation Adjusted Mueller-Hinton Broth with TES (CAMHBT) (T3462-05)

CLSI recommended routine QC strains

Culti-Loops product code	Organism description
R4601250	*Bacteroides fragilis* ATCC® 25285™
R4601260	*Bacteroides thetaiotaomicron* ATCC® 29741™
Additional QC strains used for product release	
R4601971	*Escherichia coli* ATCC® 35218™

Put 3-5 colonies into 5 mL MHB to measure a 0.5 McFarland using the Nephelometer. Mix 100 µL of suspension into Supplemented Brucella broth

Inoculate plate with 100 µL volume per well of the suspension using the Sensititre AIM or Multi-Channel Pipette

Seal plates and incubate at 34-36°C in an anaerobic atmosphere for 46-48 hours

Read manually with Vizion or Manual Viewbox



Antimicrobics

AUG2	Amoxicillin /Clavulanic acid 2:1 ratio
AMP	Ampicillin
A/S2	Ampicillin/Sulbactam 2:1 ratio
TANS	Cefotetan
FOX	Cefoxitin
CHL	Chloramphenicol
CLI	Clindamycin
IMI	Imipenem
MERO	Meropenem
MRD	Metronidazole
MEZ	Mezlocillin
PEN	Penicillin
PIP	Piperacillin
P/T4	Piperacillin /Tazobactam constant 4
POS	Positive Control
TET	Tetracycline

*Research use only. ** IVD/CE labelled

ATCC Licensed Derivative

Sensititre Anaerobe ANAERO3 Plate

for *B. fragilis* group, with amoxicillin, erythromycin, moxifloxacin and vancomycin

Intended use	Read method
Antimicrobial susceptibility plate for testing anaerobic organisms *Bacteroides fragilis* group	**Manual** Sensititre Vizion (V2021) Sensititre Manual Viewbox (V4007)
Broth type	**Inoculum preparation**
Sensititre Supplemented Brucella Broth for Anaerobes (T3450**, T3451*)	0.5 McFarland Standard (E1041) Sensititre™ Cation Adjusted Mueller-Hinton Broth with TES (T3462-05)

CLSI recommended routine QC strains

Culti-Loops product code	Organism description
R4601250	*Bacteroides fragilis* ATCC® 25285™
R4601260	*Bacteroides thetaiotaomicron* ATCC® 29741™

Put 3-5 colonies into 5 mL MHB to measure a 0.5 McFarland using the Nephelometer. Mix 100 µL of suspension into Supplemented Brucella broth

Inoculate plate with 100 µL volume per well of the suspension using the Sensititre AIM or Multi-Channel Pipette

Seal plates and incubate at 34-36°C in an anaerobic atmosphere for 46-48 hours

Read manually with Vizion or Manual Viewbox

	1	2	3	4	5	6	7	8	9	10	11	12
A	PEN 8	AMOX 32	AUG2 32/16	P/T4 128/4	FOX 64	IMI 8	IMI 128	ERY 128	CLI 64	MRD 32	MXF 8	TET 16
B	PEN 4	AMOX 16	AUG2 16/8	P/T4 64/4	FOX 32	IMI 4	IMI 64	ERY 64	CLI 32	MRD 16	MXF 4	TET 8
C	PEN 2	AMOX 8	AUG2 8/4	P/T4 32/4	FOX 16	IMI 2	IMI 32	ERY 32	CLI 16	MRD 8	MXF 2	TET 4
D	PEN 1	AMOX 4	AUG2 4/2	P/T4 16/4	FOX 8	IMI 1	IMI 16	ERY 16	CLI 8	MRD 4	MXF 1	TET 2
E	PEN 0.5	AMOX 2	AUG2 2/1	PIP 128	FOX 4	IMI 0.5	CHL 16	ERY 8	CLI 4	MRD 2	MXF 0.5	VAN 8
F	PEN 0.25	AMOX 1	AUG2 1/0.5	PIP 64	FOX 2	IMI 0.25	CHL 8	ERY 4	CLI 2	MRD 1	MXF 0.25	VAN 4
G	PEN 0.12	AMOX 0.5	AUG2 0.5/0.25	PIP 32	FOX 1	IMI 0.12	CHL 4	ERY 2	CLI 1	MRD 0.5	MXF 0.12	VAN 2
H	PEN 0.06	AMOX 0.25	AUG2 0.25/0.12	PIP 16	FOX 0.5	IMI 0.06	CHL 2	ERY 1	CLI 0.5	POS CON	POS CON	POS CON

Antimicrobics

AMOX	Amoxicillin
AUG2	Amoxicillin/Clavulanic acid 2:1 ratio
FOX	Cefoxitin
CHL	Chloramphenicol
CLI	Clindamycin
ERY	Erythromycin
IMI	Imipenem
MRD	Metronidazole
MXF	Moxifloxacin
PEN	Penicillin
PIP	Piperacillin
P/T4	Piperacillin/Tazobactam constant 4
POS	Positive Control
TET	Tetracycline

*Research use only. ** IVD/CE labelled

ATCC Licensed Derivative®

Sensititre YeastOne antifungal plates provide accurate, true MIC results and an expanded range of antifungals, including micafungin.

Eliminate the time required to manage multiple protocols and increase productivity and efficiency by consolidating your antifungal susceptibility testing onto a single format with Thermo Scientific™ Sensititre™ YeastOne™ plates.

Our YeastOne plate formats offer expanded ranges of antifungals, allowing laboratories to report and track echinocandin susceptibility and resistance against *Candida* spp. Additional plates in the YeastOne portfolio include a wide range of antifungals, allowing you to perform your fungal testing on one platform with clear, easy-to-read end point determination.

All YeastOne plates include:

- Colorimetric Thermo Scientific™ alamarBlue™ agent provides reliable, easy and consistent endpoint determination with visual read options
- Room-temperature storage eliminates inventory control concerns
- Individual packaging allows laboratory to test one plate at a time with no waste
- Inclusive on-scale QC ranges provide immediate quality assurance of testing methodology
- 24-hour incubation time enables timely results

Thermo Fisher Scientific products are distributed globally so uses, applications, and availability of product in each country depend on local regulatory marketing authorization status.

ATCC Licensed Derivative

Sensititre YeastOne YO3IVD Plate

with micafungin

Intended use	Read method
Antimicrobial susceptibility plate for testing *Candida* species	**Manual** Sensititre Vizion (V2021) Sensititre Manual Viewbox (V4007)

Broth type	Inoculum preparation
Sensititre YeastOne Broth (Y3462)	0.5 McFarland Standard (E1041) Sensititre Sterile Water (T3339)

CLSI recommended routine QC strains

Culti-Loops product code	Organism description
R4601520	*Issatchenkia orientalis* ATCC® 6258™
R4601518	*Candida parapsilosis* ATCC® 22019™

Put 3-5 colonies into H_2O to measure a 0.5 McFarland using the Nephelometer, mix 20 µL of suspension into Sensititre YeastOne Broth

Inoculate plate with 100 µL volume per well of the suspension using the Sensititre AIM or Multi-Channel Pipette

Seal Sensititre plate and incubate at 35°C in a non-CO_2 incubator for 24-25 hours

Read manually with Vizion or Manual Viewbox



Antimicrobics

FC	5-Flucytosine
CAS	Caspofungin
FZ	Fluconazole
IZ	Itraconazole
MF	Micafungin
POS	Positive control
VOR	Voriconazole

ATCC Licensed Derivative®

Other formats with isavuconazole available, please inquire.

Sensititre YeastOne YO10 Plate

with anidulafungin and micafungin

Intended use	Read method
Antimicrobial susceptibility plate for testing *Candida* species	**Manual** Sensititre Vizion (V2021) Sensititre Manual Viewbox (V4007)
Broth type	**Inoculum preparation**
Sensititre YeastOne Broth (Y3462)	0.5 McFarland Standard (E1041) Sensititre Sterile Water (T3339)

CLSI recommended routine QC strains

Culti-Loops product code	Organism description
R4601520	*Issatchenkia orientalis* ATCC® 6258™
R4601518	*Candida parapsilosis* ATCC® 22019™

Put 3-5 colonies into H_2O to measure a 0.5 McFarland using the Nephelometer, mix 20 µL of suspension into Sensititre YeastOne Broth

Inoculate plate with 100 µL volume per well of the suspension using the Sensititre AIM or Multi-Channel Pipette

Seal Sensititre plate and incubate at 35°C in a non-CO_2 incubator for 24-25 hours

Read manually with Vizion or Manual Viewbox



Antimicrobics

FC	5-Flucytosine
AB	Amphotericin B
AND	Anidulafungin
CAS	Caspofungin
FZ	Fluconazole
IZ	Itraconazole
MF	Micafungin
PZ	Posaconazole
POS	Positive control
VOR	Voriconazole

ATCC Licensed Derivative

Sensititre Mycobacterium tuberculosis MYCOTB Plate

Intended use	Read method
Determiniation of MICs to first and second-line anti-tuberculosis drugs for *Mycobacterium tuberculosis* isolates	**Manual** Sensititre Vizion (V2021) Sensititre Manual Viewbox (V4007)

Broth type	Inoculum preparation
Sensititre Middlebrook 7H9 with OADC (T3440)	0.5 McFarland Standard (E1041) Sensititre Saline Tween with Glass Beads (T3490)

CLSI recommended routine QC strains

Culti-Loops product code	Organism description
N/A	*Mycobacterium tuberculosis* ATCC® 27294™

Put 3-5 colonies into Saline Tween with Glass Beads to reach 0.5 McFarland Standard, Mix 100 µL into Sensititre Middlebrook 7H9 with OADC

Inoculate plate with 100 µL volume per well of the suspension using the Sensititre AIM or Multi-Channel Pipette

Seal Sensititre plate and incubate at 35-37°C in a non-CO_2 incubator for 10-21 days

Read manually with Vizion or Manual Viewbox

	1	2	3	4	5	6	7	8	9	10	11	12
A	OFL 32	MXF 8	RIF 16	AMI 16	STR 32	RFB 16	PAS 64	ETH 40	CYC 256	INH 4	KAN 40	EMB 32
B	OFL 16	MXF 4	RIF 8	AMI 8	STR 16	RFB 8	PAS 32	ETH 20	CYC 128	INH 2	KAN 20	EMB 16
C	OFL 8	MXF 2	RIF 4	AMI 4	STR 8	RFB 4	PAS 16	ETH 10	CYC 64	INH 1	KAN 10	EMB 8
D	OFL 4	MXF 1	RIF 2	AMI 2	STR 4	RFB 2	PAS 8	ETH 5	CYC 32	INH 0.5	KAN 5	EMB 4
E	OFL 2	MXF 0.5	RIF 1	AMI 1	STR 2	RFB 1	PAS 4	ETH 2.5	CYC 16	INH 0.25	KAN 2.5	EMB 2
F	OFL 1	MXF 0.25	RIF 0.5	AMI 0.5	STR 1	RFB 0.5	PAS 2	ETH 1.2	CYC 8	INH 0.12	KAN 1.2	EMB 1
G	OFL 0.5	MXF 0.12	RIF 0.25	AMI 0.25	STR 0.5	RFB 0.25	PAS 1	ETH 0.6	CYC 4	INH 0.06	KAN 0.6	EMB 0.5
H	OFL 0.25	MXF 0.06	RIF 0.12	AMI 0.12	STR 0.25	RFB 0.12	PAS 0.5	ETH 0.3	CYC 2	INH 0.03	POS	POS

Antimicrobics

AMI	Amikacin
CYC	Cycloserine
EMB	Ethambutol
ETH	Ethionamide
INH	Isoniazid
KAN	Kanamycin
MXF	Moxifloxacin
OFL	Ofloxacin
PAS	Para-aminosalicylic acid
POS	Positive control
RFB	Rifabutin
RIF	Rifampin
STR	Streptomycin

ATCC Licensed Derivative®

Sensititre Mycobacterium tuberculosis MYCOTBI Plate

Intended use	Read method
Determiniation of MICs to first and second-line anti-tuberculosis drugs for *Mycobacterium tuberculosis* isolates	**Manual** Sensititre Vizion (V2021) Sensititre Manual Viewbox (V4007)

Broth type	Inoculum preparation
Sensititre Middlebrook 7H9 with OADC (T3440)	0.5 McFarland Standard (E1041) Sensititre Saline Tween with Glass Beads (T3490)

CLSI recommended routine QC strains

Culti-Loops product code	Organism description
N/A	*Mycobacterium tuberculosis* ATCC® 27294™

Put 3-5 colonies into Saline Tween with Glass Beads to reach 0.5 McFarland Standard, mix 100 µL into Sensititre Middlebrook 7H9 with OADC

Inoculate plate with 100 µL volume per well of the suspension using the Sensititre AIM or Multi-Channel Pipette

Seal Sensititre plate and incubate at 35-37°C in a non-CO_2 incubator for 10-21 days

Read manually with Vizion or Manual Viewbox



Antimicrobics

AMI	Amikacin
CYC	Cycloserine
EMB	Ethambutol
ETH	Ethionamide
INH	Isoniazid
KAN	Kanamycin
MXF	Moxifloxacin
OFL	Ofloxacin
PAS	Para-aminosalicylic acid
POS	Positive control
RFB	Rifabutin
RIF	Rifampin
STR	Streptomycin

ATCC Licensed Derivative

Sensititre Rapid Growing Mycobacteria RAPMYCO2 Plate

Intended use	Read method
Antimicrobial susceptibility plate for testing rapidly growing mycobacterium species	**Manual** Sensititre Vizion (V2021) Sensititre Manual Viewbox (V4007)
Broth type	**Inoculum preparation**
Sensititre MHB with TES (T3462)	0.5 McFarland Standard (E1041) Sensititre Sterile Water (T3339)

CLSI recommended routine QC strains

Culti-Loops product code	Organism description
N/A	*Mycobacterium peregrinum* ATCC® 700686
R4607030	*Enterococcus faecalis* ATCC® 29212™
R4607011	*Staphylococcus aureus* subsp. *aureus* ATCC® 29213™
R4607060	*Pseudomonas aeruginosa* ATCC® 27853™
Additional QC strains used in product release testing	
R4607050	*Escherichia coli* ATCC® 25922™
R4601971	*Escherichia coli* ATCC® 35218™
N/A	*Mycobacterium smegmatis* ATCC® 19420™

Put 3-5 colonies into H_2O to measure a 0.5 McFarland using the Nephelometer, mix 50 µL of suspension into Sensititre MHB with TES

Inoculate plate with 100 µL volume per well of the suspension using the Sensititre AIM or Multi-Channel Pipette

Seal Sensititre plate and incubate at 30°C in a non-CO_2 air incubator for 72 hours*

Read manually with Vizion or Manual Viewbox

	1	2	3	4	5	6	7	8	9	10	11	12
A	IMI 0.008	IMI 0.015	IMI 0.03	IMI 0.06	IMI 0.12	IMI 0.25	IMI 0.5	IMI 1	IMI 2	IMI 4	IMI 8	IMI 16
B	IMI 32	TGC 0.03	TGC 0.06	TGC 0.12	TGC 0.25	TGC 0.5	TGC 1	TGC 2	DOX 0.12	DOX 0.25	DOX 0.5	DOX 1
C	DOX 2	DOX 4	DOX 8	AMI 1	AMI 2	AMI 4	AMI 8	AMI 16	AMI 32	AMI 64	AMI 128	AMI 256
D	CIP 0.12	CIP 0.25	CIP 0.5	CIP 1	CIP 2	CIP 4	LZD 1	LZD 2	LZD 4	LZD 8	LZD 16	LZD 32
E	TOB 0.12	TOB 0.25	TOB 0.5	TOB 1	TOB 2	TOB 4	TOB 8	TOB 16	FOX 1	FOX 2	FOX 4	FOX 8
F	FOX 16	FOX 32	FOX 64	FOX 128	CFZ 0.03	CFZ 0.06	CFZ 0.12	CFZ 0.25	CFZ 0.5	CFZ 1	CFZ 2	CFZ 4
G	MXF 0.015	MXF 0.03	MXF 0.06	MXF 0.12	MXF 0.25	MXF 0.5	MXF 1	MXF 2	MXF 4	CLA 0.06	CLA 0.12	CLA 0.25
H	CLA 0.5	CLA 1	CLA 2	CLA 4	CLA 8	CLA 16	SXT 0.25/4.75	SXT 0.5/9.5	SXT 1/19	SXT 2/38	SXT 4/76	POS

Antimicrobics

AMI	Amikacin
FOX	Cefoxitin
CIP	Ciprofloxacin
CLA	Clarithromycin
CFZ	Clofazimine
DOX	Doxycycline
IMI	Imipenem
LZD	Linezolid
MXF	Moxifloxacin
POS	Positive Control
TGC	Tigecycline
TOB	Tobramycin
SXT	Trimethoprim/Sulfamethoxazole

*For *Nocardia* spp. and other aerobic actinomycetes, incubate at 35°C in a non-CO_2 incubator for 2-3 days.

ATCC Licensed Derivative®

Sensititre Rapid Growing Mycobacteria RAPMYCOI Plate

Intended use	Read method
Susceptibility testing of rapidly growing mycobacteria, *Nocardia* spp., and other aerobic actinomycetes	**Manual** Sensititre Vizion (V2021) Sensititre Manual Viewbox (V4007)
Broth type	**Inoculum preparation**
Sensititre MHB with TES (T3462)	0.5 McFarland Standard (E1041) Sensititre Sterile Water (T3339)

CLSI recommended routine QC strains

Culti-Loops product code	Organism description
N/A	*Mycobacterium peregrinum* ATCC 700686
R4607030	*Enterococcus faecalis* ATCC® 29212™
R4607011	*Staphylococcus aureus* subsp. *aureus* ATCC® 29213™
R4607060	*Pseudomonas aeruginosa* ATCC® 27853™
Additional QC strains used in product release testing	
R4607050	*Escherichia coli* ATCC® 25922™
R4601971	*Escherichia coli* ATCC® 35218™
N/A	*Mycobacterium smegmatis* ATCC 19420

Put 3-5 colonies into H_2O to measure a 0.5 McFarland using the Nephelometer, mix 50 µL of suspension into Sensititre MHB with TES

Inoculate plate with 100 µL volume per well of the suspension using the Sensititre AIM or Multi-Channel Pipette

Seal Sensititre plate and incubate at 30°C in a non-CO_2 air incubator for 72 hours*

Read manually with Vizion or Manual Viewbox

	1	2	3	4	5	6	7	8	9	10	11	12
A	SXT 0.25/4.75	SXT 0.5/9.5	SXT 1/19	SXT 2/38	SXT 4/76	SXT 8/152	LZD 1	LZD 2	LZD 4	LZD 8	LZD 16	LZD 32
B	CIP 0.12	CIP 0.25	CIP 0.5	CIP 1	CIP 2	CIP 4	IMI 2	IMI 4	IMI 8	IMI 16	IMI 32	IMI 64
C	MXF 0.25	MXF 0.5	MXF 1	MXF 2	MXF 4	MXF 8	FEP 1	FEP 2	FEP 4	FEP 8	FEP 16	FEP 32
D	FOX 4	FOX 8	FOX 16	FOX 32	FOX 64	FOX 128	AUG2 2/1	AUG2 4/2	AUG2 8/4	AUG2 16/8	AUG2 32/16	AUG2 64/32
E	AMI 1	AMI 2	AMI 4	AMI 8	AMI 16	AMI 32	AMI 64	AXO 4	AXO 8	AXO 16	AXO 32	AXO 64
F	DOX 0.12	DOX 0.25	DOX 0.5	DOX 1	DOX 2	DOX 4	DOX 8	DOX 16	MIN 1	MIN 2	MIN 4	MIN 8
G	TGC 0.015	TGC 0.03	TGC 0.06	TGC 0.12	TGC 0.25	TGC 0.5	TGC 1	TGC 2	TGC 4	TOB 1	TOB 2	TOB 4
H	CLA 0.06	CLA 0.12	CLA 0.25	CLA 0.5	CLA 1	CLA 2	CLA 4	CLA 8	CLA 16	TOB 8	TOB 16	POS

Antimicrobics

AMI	Amikacin
AUG2	Amoxicillin/Clavulanic acid 2:1 ratio
FEP	Cefepime
FOX	Cefoxitin
AXO	Ceftriaxone
CIP	Ciprofloxacin
CLA	Clarithromycin
DOX	Doxycycline
IMI	Imipenem
LZD	Linezolid
MIN	Minocycline
MXF	Moxifloxacin
POS	Positive control
TGC	Tigecycline
TOB	Tobramycin
SXT	Trimethoprim/Sulfamethoxazole

*For *Nocardia* spp. and other aerobic actinomycetes, incubate at 35°C in a non-CO_2 incubator for 2-3 days.

ATCC Licensed Derivative

Sensititre Slow Growing Mycobacteria SLOMYCO2 Plate

Intended use	Read method
Antimicrobial susceptibility plate for testing slow growing mycobacterium species	**Manual** Sensititre Vizion (V2021) Sensititre Manual Viewbox (V4007)
Broth type	**Inoculum preparation**
Sensititre MHB with OADC (T8005**, T8006***)	0.5 McFarland Standard (E1041) Sensititre Sterile Water (T3339)

CLSI recommended routine QC strains

Culti-Loops product code	Organism description
R4607011	*Staphylococcus aureus* subsp. *aureus* ATCC® 29213™
Additional QC strains used in product release testing	
R4607050	*Escherichia coli* ATCC® 25922™
R4607030	*Enterococcus faecalis* ATCC® 29212™
R4607060	*Pseudomonas aeruginosa* ATCC® 27853™
N/A	*Mycobacterium smegmatis* ATCC 19420
N/A	*Mycobacterium peregrinum* ATCC 700686
N/A	*Mycobacterium avium* ATCC 700898

Put 3-5 colonies into H_20 to measure a 0.5 McFarland using the Nephelometer, mix 50 µL of suspension into Sensititre MHB with TES

Inoculate plate with 100 µL volume per well of the suspension using the Sensititre AIM or Multi-Channel Pipette

Seal Sensititre plate and incubate at 30°C in a non-CO_2 air incubator for 72 hours*

Read manually with Vizion or Manual Viewbox

	1	2	3	4	5	6	7	8	9	10	11	12
A	SXT 0.25/4.75	SXT 0.5/9.5	SXT 1/19	SXT 2/38	SXT 4/76	DOX 0.12	DOX 0.25	DOX 0.5	DOX 1	DOX 2	DOX 4	DOX 8
B	LZD 1	LZD 2	LZD 4	LZD 8	LZD 16	LZD 32	RFB 0.12	RFB 0.25	RFB 0.5	RFB 1	RFB 2	RFB 4
C	AMI 1	AMI 2	AMI 4	AMI 8	AMI 16	AMI 32	AMI 64	AMI 128	AMI 256	MXF 0.015	MXF 0.03	MXF 0.06
D	MXF 0.12	MXF 0.25	MXF 0.5	MXF 1	MXF 2	MXF 4	CFZ 0.015	CFZ 0.03	CFZ 0.06	CFZ 0.12	CFZ 0.25	CFZ 0.5
E	CFZ 1	CFZ 2	CFZ 4	CIP 0.12	CIP 0.25	CIP 0.5	CIP 1	CIP 2	CIP 4	CIP 8	STR 0.5	STR 1
F	STR 2	STR 4	STR 8	STR 16	STR 32	CLA 0.06	CLA 0.12	CLA 0.25	CLA 0.5	CLA 1	CLA 2	CLA 4
G	CLA 8	CLA 16	CLA 32	CLA 64	MIN 0.06	MIN 0.12	MIN 0.25	MIN 0.5	MIN 1	MIN 2	MIN 4	MIN 8
H	RIF 0.004	RIF 0.008	RIF 0.015	RIF 0.03	RIF 0.06	RIF 0.12	RIF 0.25	RIF 0.5	RIF 1	RIF 2	RIF 4	POS

Antimicrobics

AMI	Amikacin
CIP	Ciprofloxacin
CLA	Clarithromycin
CFZ	Clofazimine
DOX	Doxycycline
LZD	Linezolid
MIN	Minocycline
MXF	Moxifloxacin
POS	Positive Control
RFB	Rifabutin
RIF	Rifampin
STR	Streptomycin
SXT	Trimethoprim/Sulfamethoxazole

*For *Nocardia* spp. and other aerobic actinomycetes, incubate at 35°C in a non-CO_2 incubator for 2-3 days. **Research use only. *** IVD/CE labelled

ATCC Licensed Derivative®

Sensititre Slow Growing Mycobacteria SLOMYCOI Plate

Intended use	Read method
Susceptibility testing of slowly growing non-tuberculosis mycobacteria (NTM), i.e. *Mycobacterium avium* complex, *Mycobacterium kansasii* and *Mycobacterium marinum*. Please refer to CLSI for details of testing *M. marinum*	**Manual** Sensititre Vizion (V2021) Sensititre Manual Viewbox (V4007)
Broth type	**Inoculum preparation**
Sensititre MHB with OADC (T8005*, T8006**)	0.5 McFarland Standard (E1041) Sensititre Sterile Water (T3339)

CLSI recommended routine QC strains

Culti-Loops product code	Organism description
R4607011	*Staphylococcus aureus* subsp. *aureus* ATCC® 29213™
Additional QC strains used in product release testing	
R4607050	*Escherichia coli* ATCC® 25922™
R4607030	*Enterococcus faecalis* ATCC® 29212™
R4607060	*Pseudomonas aeruginosa* ATCC® 27853™
N/A	*Mycobacterium smegmatis* ATCC 19420
N/A	*Mycobacterium peregrinum* ATCC 700686
N/A	*Mycobacterium avium* ATCC 700898

1. Put 3-5 colonies into H_2O to measure a 0.5 McFarland using the Nephelometer, mix 50 µL of suspension into Sensititre MHB with TES
2. Inoculate plate with 100 µL volume per well of the suspension using the Sensititre AIM or Multi-Channel Pipette
3. Seal Sensititre plate and incubate at 30°C in a non-CO_2 air incubator for 72 hours*
4. Read manually with Vizion or Manual Viewbox

	1	2	3	4	5	6	7	8	9	10	11	12
A	CLA 0.06	CLA 0.12	CLA 0.25	CLA 0.5	CLA 1	CLA 2	CLA 4	CLA 8	CIP 16	STR 64	DOX 16	ETH 20
B	CLA 16	CLA 32	CLA 64	MXF 8	RIF 8	SXT 8/152	AMI 64	LZD 64	CIP 8	STR 32	DOX 8	ETH 10
C	RFB 8	EMB 16	INH 8	MXF 4	RIF 4	SXT 4/76	AMI 32	LZD 32	CIP 4	STR 16	DOX 4	ETH 5
D	RFB 4	EMB 8	INH 4	MXF 2	RIF 2	SXT 2/38	AMI 16	LZD 16	CIP 2	STR 8	DOX 2	ETH 2.5
E	RFB 2	EMB 4	INH 2	MXF 1	RIF 1	SXT 1/19	AMI 8	LZD 8	CIP 1	STR 4	DOX 1	ETH 1.2
F	RFB 1	EMB 2	INH 1	MXF 0.5	RIF 0.5	SXT 0.5/9.5	AMI 4	LZD 4	CIP 0.5	STR 2	DOX 0.5	ETH 0.6
G	RFB 0.5	EMB 1	INH 0.5	MXF 0.25	RIF 0.25	SXT 0.25/4.75	AMI 2	LZD 2	CIP 0.25	STR 1	DOX 0.25	ETH 0.3
H	RFB 0.25	EMB 0.5	INH 0.25	MXF 0.12	RIF 0.12	SXT 0.12/2.38	AMI 1	LZD 1	CIP 0.12	STR 0.5	DOX 0.12	POS

Antimicrobics

AMI	Amikacin
CIP	Ciprofloxacin
CLA	Clarithromycin
DOX	Doxycycline
EMB	Ethambutol
ETH	Ethionamide
INH	Isoniazid
LZD	Linezolid
MXF	Moxifloxacin
POS	Positive control
RFB	Rifabutin
RIF	Rifampin
STR	Streptomycin
SXT	Trimethoprim/Sulfamethoxazole

*For *Nocardia* spp. and other aerobic actinomycetes, incubate at 35°C in a non-CO_2 incubator for 2-3 days. **Research use only. *** IVD/CE labelled

ATCC Licensed Derivative

Sensititre NOCARDIA Plate

Intended use	Read method
Susceptibility testing of Nocardia species and other aerobic actinomycetes	**Manual** Sensititre Vizion (V2021) Sensititre Manual Viewbox (V4007)
Broth type	**Inoculum preparation**
Sensititre MHB with TES (T3462)	0.5 McFarland Standard (E1041) Sensititre Sterile Water (T3339)

CLSI recommended routine QC strains

Culti-Loops product code	Organism description
R4607011	*Staphylococcus aureus* subsp. *aureus* ATCC® 29213™
R4601971	*Escherichia coli* ATCC® 35218™

Put 3-5 colonies into H_20 to measure a 0.5 McFarland using the Nephelometer, mix 50 µL of suspension into Sensititre MHB with TES

Inoculate plate with 100 µL volume per well of the suspension using the Sensititre AIM or Multi-Channel Pipette

Seal Sensititre plate and incubate at 30ºC in a non-CO_2 air incubator for 72 hours*

Read manually with Vizion or Manual Viewbox



Antimicrobics

AMI	Amikacin
AUG2	Amoxicillin/Clavulanic acid 2:1 ratio
AXO	Ceftriaxone
CIP	Ciprofloxacin
CLA	Clarithromycin
DOX	Doxycycline
IMI	Imipenem
LZD	Linezolid
MIN	Minocycline
MXF	Moxifloxacin
POS	Positive Control
TOB	Tobramycin
SXT	Trimethoprim/Sulfamethoxazole

*For *Nocardia* spp. and other aerobic actinomycetes, incubate at 35°C in a non-CO_2 incubator for 2-3 days.

ATCC Licensed Derivative®

Offering true MIC results for over 40+ veterinary-specific antimicrobials and a broad portfolio of host animal-specific AST plates, the Sensititre System bolsters your ability to improve animal outcomes.

Emergent diseases and evolving multidrug resistance demand earlier intervention with the latest antimicrobials. To effectively treat animal and zoonotic infections, you need a microbiology offering that delivers relevant, more accurate results every time. For standard and custom solutions formulated specifically for veterinary microbiology laboratories, choose the Sensititre ID/AST System.

Host animal-specific AST formats ensure compliance with veterinary CLSI recommendations. New antimicrobials valnemulin and aminosidin now available for custom solutions.*

* Not yet available in all territories. Please contact your local Thermo Fisher Scientific Microbiology sales representative for more information.

Vet standard plate formats

		COMPANION			BOVINE/ PORCINE	AVIAN	EQUINE	URINE (all)	BOVINE (mastitis)	TOPICAL (all)
		GRAM NEGATIVE	GRAM POSITIVE	GRAM NEGATIVE/POSITIVE						
	INSTRUMENTS	COMPGN1F	COMPGP1F	COMPAN2F	BOPO7F	AVIAN1F	EQUIN2F	CMV1BURF	CMV1AMAF	JOEYE2
FLUORESCENT PLATES	AUTOREAD, SEMI-AUTOMATED AND MANUAL READ (ARIS HiQ, OptiRead, Vizion, manual viewer)	●	●	●	●	●	●	●	●	
NON-FLUORESCENT PLATES	SEMI-AUTOMATED AND MANUAL READ (Vizion, Manual viewer, Manual read)									●
	Jump to page ▶	50	51	52	53	54	55	56	57	58

Thermo Fisher Scientific products are distributed globally so uses, applications, and availability of product in each country depend on local regulatory marketing authorization status.

Sensititre Companion Animal Gram Negative COMPGN1F Plate with pradofloxacin

Intended use	Read method
Antimicrobial susceptibility plate for testing non-fastidious Gram negative isolates of veterinary origin	**Autoread or manual** Sensititre ARIS HiQ (V4000)# Sensititre OptiRead (V3030) Sensititre Vizion (V2021) Sensititre Manual Viewbox (V4007)
Broth type	**Inoculum preparation**
Sensititre Mueller Hinton Broth (T3462)	0.5 McFarland Standard (E1041) Sensititre Sterile Water (T3339)

CLSI recommended routine QC strains

Culti-Loops product code	Organism description
R4607050	*Escherichia coli* ATCC® 25922™
R4601971	*Escherichia coli* ATCC® 35218™
R4607060	*Pseudomonas aeruginosa* ATCC® 27853™
QC strains used for product release	
R4607030	*Enterococcus faecalis* ATCC® 29212™
R4607011	*Staphylococcus aureus* subsp. *aureus* ATCC® 29213™

Put 3-5 colonies into H_2O to measure a 0.5 McFarland using the Nephelometer, mix 1 µL* or 10 µL of suspension into MHB

Inoculate plate with 50 µL volume per well of the suspension using the Sensititre AIM or Multi-Channel Pipette

Seal Sensititre plate and incubate at 34-36°C in a non-CO_2 incubator or Sensititre ARIS HiQ# for 18-24 hours

Read automatically with ARIS HiQ# or OptiRead; read manually with Vizion or Manual Viewbox



Antimicrobics

AMI	Amikacin
AUG2	Amoxicillin/Clavulanic acid 2:1 ratio
AMP	Ampicillin
FAZ	Cefazolin
POD	Cefopodoxime
FOV	Cefovecin
TAZ	Ceftazidime
LEX	Cephalexin
CHL	Chloramphenicol
DOX	Doxycycline
ENRO	Enrofloxacin
GEN	Gentamicin
IMI	Imipenem
MAR	Marbofloxacin
ORB	Orbifloxacin
P/T4	Piperacillin/Tazobactam contant 4
POS	Positive control
PRA	Pradofloxacin
TET	Tetracycline
SXT	Trimethoprim/Sulfamethoxazole

*For Proteus spp. #The Sensititre ARIS HiQ AST System is not yet available in all territories. Please contact your local Thermo Fisher Scientific Microbiology sales representative for more information.

ATCC Licensed Derivative

Sensititre Companion Animal Gram Positive COMPGP1F Plate with pradofloxacin

Intended use	Read method
Antimicrobial susceptibility plate for testing non-fastidious Gram positive isolates of veterinary origin	**Autoread or manual** Sensititre ARIS HiQ (V4000)# Sensititre OptiRead (V3030) Sensititre Vizion (V2021) Sensititre Manual Viewbox (V4007)
Broth type	**Inoculum preparation**
Sensititre Mueller Hinton Broth (T3462)	0.5 McFarland Standard (E1041) Sensititre Sterile Water (T3339)

CLSI recommended routine QC strains

Culti-Loops product code	Organism description
R4607030	*Enterococcus faecalis* ATCC® 29212™
R4607011	*Staphylococcus aureus* subsp. *aureus* ATCC® 29213™
Additional QC strains used for product release	
R4607050	*Escherichia coli* ATCC® 25922™
R4601971	*Escherichia coli* ATCC® 35218™
R4607060	*Pseudomonas aeruginosa* ATCC® 27853™

Put 3-5 colonies into H_2O to measure a 0.5 McFarland using the Nephelometer, mix 10 µL or 30 µL* of suspension into MHB

Inoculate plate with 50 µL volume per well of the suspension using the Sensititre AIM or Multi-Channel Pipette

Seal Sensititre plate and incubate at 34-36°C in a non-CO_2 incubator or Sensititre ARIS HiQ# for 18-24 hours**

Read automatically with ARIS HiQ# or OptiRead; read manually with Vizion or Manual Viewbox



Antimicrobics

AMI	Amikacin
AUG2	Amoxicillin/Clavulanic acid 2:1 ratio
AMP	Ampicillin
FAZ	Cefazolin
POD	Cefopodoxime
FOV	Cefovecin
CEP	Cephalothin
CHL	Chloramphenicol
CLI	Clindamycin
DOX	Doxycycline
ENRO	Enrofloxacin
ERY	Erythromycin
GEN	Gentamicin
IMI	Imipenem
MAR	Marbofloxacin
MIN	Minocycline
NEG	Negative control
NIT	Nitrofurantoin
OXA+	Oxacillin + 2% NaCl
PEN	Penicillin
POS	Positive control
PRA	Pradofloxacin
RIF	Rifampin
TET	Tetracycline
SXT	Trimethoprim/Sulfamethoxazole
VAN	Vancomycin

*Ensure detection of hetero-resistant isolates among *Staphylococcus* and *Enterococcus* spp. #The Sensititre ARIS HiQ AST System is not yet available in all territories. Please contact your local Thermo Fisher Scientific Microbiology sales representative for more information.

ATCC Licensed Derivative®

Sensititre Companion Animal COMPAN2F Plate

Intended use	Read method
Companion diagnostic testing of veterinary animal specific pathogens	**Autoread or manual** Sensititre ARIS HiQ (V4000)# Sensititre OptiRead (V3030) Sensititre Vizion (V2021) Sensititre Manual Viewbox (V4007)
Broth type	**Inoculum preparation**
Organism ID specific (see IFU)	0.5 McFarland Standard (E1041)

CLSI recommended routine QC strains

Culti-Loops product code	Organism description
R4607030	*Enterococcus faecalis* ATCC® 29212™
R4607050	*Escherichia coli* ATCC® 25922™
R4601971	*Escherichia coli* ATCC® 35218™
R4607060	*Pseudomonas aeruginosa* ATCC® 27853™
R4607011	*Staphylococcus aureus* subsp. *aureus* ATCC® 29213™

1. Put 3-5 colonies into H_2O to measure a 0.5 McFarland using the Nephelometer, mix 10 µL or 30 µL* of suspension into MHB
2. Inoculate plate with 50 µL volume per well of the suspension using the Sensititre AIM or Multi-Channel Pipette
3. Seal Sensititre plate and incubate at 34-36ºC in a non-CO_2 incubator or Sensititre ARIS HiQ# for 18-24 hours**
4. Read automatically with ARIS HiQ# or OptiRead; read manually with Vizion or Manual Viewbox

	1	2	3	4	5	6	7	8	9	10	11	12
A	AMP 0.12	AMP 0.25	AMP 0.5	AMP 1	CEP 2	CEP 4	CEP 8	OXA+ 0.25	OXA+ 0.5	OXA+ 1	OXA+ 2	OXA+ 4
B	AUG2 0.12/0.06	AUG2 0.25/0.12	AUG2 0.5/0.25	AUG2 1/0.5	AMI 4	AMI 8	AMI 16	AMI 32	FOX 2	FOX 4	FOX 8	FOX 16
C	TIC 8	TIC 16	TIC 32	TIC 64	POD 2	POD 4	POD 8	POD 16	TIM2 8/2	TIM2 16/2	TIM2 32/2	TIM2 64/2
D	SXT 0.5/9.5	SXT 1/19	SXT 2/38	FOV 0.25	FOV 0.5	FOV 1	FOV 2	FOV 4	FAZ 1	FAZ 2	FAZ 4	FAZ 8
E	GEN 1	GEN 2	GEN 4	GEN 8	IMI 1	IMI 2	IMI 4	IMI 8	CLI 0.5	CLI 1	CLI 2	CLI 4
F	PEN 0.06	PEN 0.12	PEN 0.25	PEN 0.5	PEN 1	PEN 2	PEN 4	PEN 8	DOX 2	DOX 4	DOX 8	POS
G	XNL 0.25	XNL 0.5	XNL 1	XNL 2	XNL 4	MAR 0.25	MAR 0.5	MAR 1	MAR 2	RIF 1	RIF 2	POS
H	ENRO 0.25	ENRO 0.5	ENRO 1	ENRO 2	ERY 0.5	ERY 1	ERY 2	ERY 4	CHL 4	CHL 8	CHL 16	POS

Antimicrobics

AMP	Ampicillin
AUG2	Amoxicillin/Clavulanic acid 2:1 ratio
AMP	Ampicillin
FAZ	Cefazolin
FOV	Cefovecin
FOX	Cefoxitin
POD	Cefpodoxime
XNL	Ceftiofur
CEP	Cephalothin
CHL	Chloramphenicol
CLI	Clindamycin
DOX	Doxycycline
ENRO	Enrofloxacin
ERY	Erythromycin
GEN	Gentamicin
IMI	Imipenem
MAR	Marbofloxacin
OXA+	Oxacillin+2%NaCl
PEN	Penicillin
POS	Positive Control
RIF	Rifampin
TIC	Ticarcillin
TIM2	Ticarcillin/Clavulanic acid constant 2
SXT	Trimethoprim/Sulfamethoxazole

*Ensure detection of hetero-resistant isolates among *Staphylococcus* and *Enterococcus* spp. #The Sensititre ARIS HiQ AST System is not yet available in all territories. Please contact your local Thermo Fisher Scientific Microbiology sales representative for more information.

ATCC Licensed Derivative

Sensititre Bovine BOPO7F Plate

Intended use	Read method
Antimicrobial susceptibility plate for testing non-fastidious Gram positive and Gram negative isolates of veterinary origin. (For *Mannheimia hemolytica, Pasteurella multocida, Bordetella bronchiseptica, Streptococcus pneumoniae, Histophilus somni*, and *Actinobacillus pleuropneumoniae* isolates, contact your local Thermo Fisher Microbiology respresentative for protocol specifications)	**Autoread or manual** Sensititre ARIS HiQ (V4000)# Sensititre OptiRead (V3030) Sensititre Vizion (V2021) Sensititre Manual Viewbox (V4007)
Broth type	**Inoculum preparation**
Sensititre Mueller Hinton Broth (T3462)	0.5 McFarland Standard (E1041) Sensititre Sterile Water (T3339)

CLSI recommended routine QC strains

Culti-Loops product code	Organism description
R4607030	*Enterococcus faecalis* ATCC® 29212™
R4607050	*Escherichia coli* ATCC® 25922™
R4601971	*Escherichia coli* ATCC® 35218™
R4607060	*Pseudomonas aeruginosa* ATCC® 27853™
R4607011	*Staphylococcus aureus* subsp. *aureus* ATCC® 29213™
Additional QC strains used for product release	
R4609015	*Streptococcus pneumoniae* ATCC®49619
N/A	*Histophilus somni* ATCC 700025
N/A	*Actinobacillus pleuropneumoniae* ATCC 27090

Put 3-5 colonies into H_2O to measure a 0.5 McFarland using the Nephelometer, mix 1 µL*, 10 µL, or 30 µl** of suspension into MHB

Inoculate plate with 50 µL volume per well of the suspension using the Sensititre AIM or Multi-Channel Pipette

Seal Sensititre plate and incubate at 34-36°C in a non-CO_2 incubator or Sensititre ARIS HiQ# for 18-24 hours***

Read automatically with ARIS HiQ# or OptiRead; read manually with Vizion or Manual Viewbox



Antimicrobics

AMP	Ampicillin
XNL	Ceftiofur
CLI	Clindamycin
DANO	Danofloxacin
ENRO	Enrofloxacin
FFN	Florfenicol
GAM	Gamithromycin
GEN	Gentamicin
NEO	Neomycin
PEN	Penicillin
POS	Positive control
SPE	Spectinomycin
SDM	Sulphadimethoxine
TET	Tetracycline
TIA	Tiamulin
TIP	Tildipirosin
TIL	Tilmicosin
SXT	Trimethoprim/Sulfamethoxazole
TUL	Tulathromycin
TYLT	Tylosin tartrate

*Ensure detection of hetero-resistant isolates among *Staphylococcus* and *Enterococcus* spp. **Incubate for 24 hours to ensure detection of oxacillin-resistant *Staphylococcus* and vancomycin-resistant *Enterococcus* spp.
#The Sensititre ARIS HiQ AST System is not yet available in all territories. Please contact your local Thermo Fisher Scientific Microbiology sales representative for more information.

ATCC Licensed Derivative®

Sensititre Vet Avian AVIAN1F Plate

Intended use	Read method
Antimicrobial susceptibility plate for testing non-fastidious Gram positive and Gram negative isolates of veterinary origin	**Autoread or manual** Sensititre ARIS HiQ (V4000)# Sensititre OptiRead (V3030) Sensititre Vizion (V2021) Sensititre Manual Viewbox (V4007)
Broth type	**Inoculum preparation**
Sensititre Mueller Hinton Broth (T3462)	0.5 McFarland Standard (E1041) Sensititre Sterile Water (T3339)

CLSI recommended routine QC strains

Culti-Loops product code	Organism description
R4607030	*Enterococcus faecalis* ATCC® 29212™
R4607050	*Escherichia coli* ATCC® 25922™
R4607060	*Pseudomonas aeruginosa* ATCC® 27853™
R4607011	*Staphylococcus aureus* subsp. *aureus* ATCC® 29213™

Put 3-5 colonies into H_2O to measure a 0.5 McFarland using the Nephelometer, mix 1µL*, 10 µL, or 30 µL** of suspension into MHB

Inoculate plate with 50 µL volume per well of the suspension using the Sensititre AIM or Multi-Channel Pipette

Seal Sensititre plate and incubate at 34-36°C in a non-CO_2 incubator or Sensititre ARIS HiQ# for 18-24 hours***

Read automatically with ARIS HiQ# or OptiRead; read manually with Vizion or Manual Viewbox



Antimicrobics

AMOX	Amoxicillin
XNL	Ceftiofur
CLI	Clindamycin
ENRO	Enrofloxacin
ERY	Erythromycin
FFN	Florfenicol
GEN	Gentamicin
NEG	Negative control
NEO	Neomycin
NOV	Novobiocin
OXY	Oxytetracycline
PEN	Penicillin
POS	Positive control
SPE	Spectinomycin
STR	Streptomycin
SDM	Sulphadimethoxine
STZ	Sulphathiazole
TET	Tetracycline
SXT	Trimethoprim/Sulfamethoxazole
TYLT	Tylosin tartrate

*For *Proteus* spp. **For Enterobacteriaceae and Non-Enterobacteriaceae. ***For aid in detection of resistance mechanisms for Enterobacteriaceae and Non-Enterobacteriaceae.
#The Sensititre ARIS HiQ AST System is not yet available in all territories. Please contact your local Thermo Fisher Scientific Microbiology sales representative for more information.

ATCC Licensed Derivative

Sensititre Equine EQUIN2F AST Plate

Intended use	Read method
Antimicrobial susceptibility testing of non-fastidious Gram positive and Gram negative isolates of veterinary origin	**Autoread or manual** Sensititre ARIS HiQ (V4000)# Sensititre OptiRead (V3030) Sensititre Vizion (V2021) Sensititre Manual Viewbox (V4007)
Broth type	**Inoculum preparation**
Sensititre Mueller Hinton Broth (T3462)	0.5 McFarland Standard (E1041) Sensititre Sterile Water (T3339)

CLSI recommended routine QC strains

Culti-Loops product code	Organism description
R4607030	*Enterococcus faecalis* ATCC® 29212™
R4607050	*Escherichia coli* ATCC® 25922™
R4601971	*Escherichia coli* ATCC® 35218™
R4607060	*Pseudomonas aeruginosa* ATCC® 27853™
R4607011	*Staphylococcus aureus* subsp. *aureus* ATCC® 29213™

Put 3-5 colonies into H_2O to measure a 0.5 McFarland using the Nephelometer, mix 1 µL*, 10 µL, or 30 µL** of suspension into MHB

Inoculate plate with 50 µL volume per well of the suspension using the Sensititre AIM or Multi-Channel Pipette

Seal Sensititre plate and incubate at 34-36°C in a non-CO_2 incubator or Sensititre ARIS HiQ# for 18-24 hours***

Read automatically with ARIS HiQ# or OptiRead; read manually with Vizion or Manual Viewbox

	1	2	3	4	5	6	7	8	9	10	11	12
A	ERY 0.25	ERY 0.5	ERY 1	ERY 2	ERY 4	ERY 8	CLA 0.25	CLA 0.5	CLA 1	CLA 2	CLA 4	CLA 8
B	CHL 4	CHL 8	CHL 16	CHL 32	FAZ 1	FAZ 2	FAZ 4	FAZ 8	IMI 1	IMI 2	IMI 4	IMI 8
C	OXA+ 0.25	OXA+ 0.5	OXA+ 1	OXA+ 2	OXA+ 4	PEN 0.12	PEN 0.25	PEN 0.5	PEN 1	PEN 2	PEN 4	PEN 8
D	ENRO 0.06	ENRO 0.12	ENRO 0.25	ENRO 0.5	ENRO 1	AMP 0.25	AMP 0.5	AMP 1	AMP 2	AMP 4	AMP 8	AMP 16
E	MIN 0.12	MIN 0.25	MIN 0.5	MIN 1	MIN 2	DOX 0.12	DOX 0.25	DOX 0.5	DOX 1	DOX 2	DOX 4	DOX 8
F	TAZ 1	TAZ 2	TAZ 4	TAZ 8	TAZ 16	TET 0.25	TET 0.5	TET 1	TET 2	TET 4	TET 8	POS
G	AMI 2	AMI 4	AMI 8	AMI 16	AMI 32	XNL 0.25	XNL 0.5	XNL 1	XNL 2	XNL 4	XNL 8	POS
H	GEN 1	GEN 2	GEN 4	GEN 8	RIF 1	RIF 2	RIF 4	SXT 0.5/9.5	SXT 1/19	SXT 2/38	SXT 4/76	POS

Antimicrobics

AMI	Amikacin
AMP	Ampicillin
FAZ	Cefazolin
TAZ	Ceftazidime
XNL	Ceftiofur
CHL	Chloramphenicol
CLA	Clarithromycin
DOX	Doxycycline
ENRO	Enrofloxacin
ERY	Erythromycin
GEN	Gentamicin
IMI	Imipenem
MIN	Minocycline
OXA+	Oxacillin+2%NaCl
PEN	Penicillin
POS	Positive Control
RIF	Rifampin
TET	Tetracycline
SXT	Trimethoprim/Sulfamethoxazole

*For *Proteus* spp. **For Enterobacteriaceae and Non-Enterobacteriaceae. ***For aid in detection of resistance mechanisms for Enterobacteriaceae and Non-Enterobacteriaceae.
#The Sensititre ARIS HiQ AST System is not yet available in all territories. Please contact your local Thermo Fisher Scientific Microbiology sales representative for more information.

ATCC Licensed Derivative

Sensititre Urinary CMV1BURF Plate

Intended use	Read method
Antimicrobial susceptibility plate for testing non-fastidious Gram positive and Gram negative isolates of veterinary origin	**Autoread or manual** Sensititre ARIS HiQ (V4000)# Sensititre OptiRead (V3030) Sensititre Vizion (V2021) Sensititre Manual Viewbox (V4007)
Broth type	**Inoculum preparation**
Sensititre Mueller Hinton Broth (T3462)	0.5 McFarland Standard (E1041) Sensititre Sterile Water (T3339)

CLSI recommended routine QC strains

Culti-Loops product code	Organism description
R4607030	*Enterococcus faecalis* ATCC® 29212™
R4607050	*Escherichia coli* ATCC® 25922™
R4601971	*Escherichia coli* ATCC® 35218™
R4607060	*Pseudomonas aeruginosa* ATCC® 27853™
R4607011	*Staphylococcus aureus* subsp. *aureus* ATCC® 29213™

Put 3-5 colonies into H_20 to measure a 0.5 McFarland using the Nephelometer, mix 1 µl*, 10 µl, or 30 µl** of suspension into MHB

Inoculate plate with 50 µL volume per well of the suspension using the Sensititre AIM or Multi-Channel Pipette

Seal Sensititre plate and incubate at 34-36°C in a non-CO_2 incubator or Sensititre ARIS HiQ# for 18-24 hours***

Read automatically with ARIS HiQ# or OptiRead; read manually with Vizion or Manual Viewbox



Antimicrobics

AUG2	Amoxicillin/Clavulanic acid 2:1 ratio
AMP	Ampicillin
XNL	Ceftiofur
LEX	Cephalexin
ENRO	Enrofloxacin
POS	Positive control
TET	Tetracycline
SXT	Trimethoprim/Sulfamethoxazole

*Ensure detection of hetero-resistant isolates among *Staphylococcus* and *Enterococcus* spp. **Incubate for 24 hours to ensure detection of oxacillin-resistant *Staphylococcus* and vancomycin-resistant *Enterococcus* spp.
#The Sensititre ARIS HiQ AST System is not yet available in all territories. Please contact your local Thermo Fisher Scientific Microbiology sales representative for more information.

ATCC Licensed Derivative

Sensititre Vet Mastitis CMV1AMAF Plate

Intended use	Read method
Antimicrobial susceptibility plate for testing non-fastidious Gram positive and Gram negative isolates of veterinary origin. (For *Streptococcus pneumoniae* isolates, contact your local Thermo Fisher Scientific Microbiology representative for protocol specifications)	**Autoread or manual** Sensititre ARIS HiQ (V4000)# Sensititre OptiRead (V3030) Sensititre Vizion (V2021) Sensititre Manual Viewbox (V4007)
Broth type	**Inoculum preparation**
Sensititre Mueller Hinton Broth (T3462)	0.5 McFarland Standard (E1041) Sensititre Sterile Water (T3339)

CLSI recommended routine QC strains

Culti-Loops product code	Organism description
R4607030	*Enterococcus faecalis* ATCC® 29212™
R4607050	*Escherichia coli* ATCC® 25922™
R4607060	*Pseudomonas aeruginosa* ATCC® 27853™
R4607011	*Staphylococcus aureus* subsp. *aureus* ATCC® 29213™

Put 3-5 colonies into H_2O to measure a 0.5 McFarland using the Nephelometer, mix 1 µL*, 10 µL, or 30 µL** of suspension into MHB

Inoculate plate with 50 µL volume per well of the suspension using the Sensititre AIM or Multi-Channel Pipette

Seal Sensititre plate and incubate at 34-36°C in a non-CO_2 incubator or Sensititre ARIS HiQ# for 18-24 hours***

Read automatically with ARIS HiQ# or OptiRead; read manually with Vizion or Manual Viewbox

	1	2	3	4	5	6	7	8	9	10	11	12
A	POS	POS	POS	PIRL 4	TET 8	XNL 4	POS	POS	POS	PIRL 4	TET 8	XNL 4
B	AMP 8	PEN 8	ERY 4	PIRL 2	TET 4	XNL 2	AMP 8	PEN 8	ERY 4	PIRL 2	TET 4	XNL 2
C	AMP 4	PEN 4	ERY 2	PIRL 1	TET 2	XNL 1	AMP 4	PEN 4	ERY 2	PIRL 1	TET 2	XNL 1
D	AMP 2	PEN 2	ERY 1	PIRL 0.5	TET 1	XNL 0.5	AMP 2	PEN 2	ERY 1	PIRL 0.5	TET 1	XNL 0.5
E	AMP 1	PEN 1	ERY 0.5	P/N 8/16	CEP 16	SDM 256	AMP 1	PEN 1	ERY 0.5	P/N 8/16	CEP 16	SDM 256
F	AMP 0.5	PEN 0.5	ERY 0.25	P/N 4/8	CEP 8	SDM 128	AMP 0.5	PEN 0.5	ERY 0.25	P/N 4/8	CEP 8	SDM 128
G	AMP 0.25	PEN 0.25	OXA+ 4	P/N 2/4	CEP 4	SDM 64	AMP 0.25	PEN 0.25	OXA+ 4	P/N 2/4	CEP 4	SDM 64
H	AMP 0.12	PEN 0.12	OXA+ 2	P/N 1/2	CEP 2	SDM 32	AMP 0.12	PEN 0.12	OXA+ 2	P/N 1/2	CEP 2	SDM 32

Antimicrobics

AMP	Ampicillin
XNL	Ceftiofur
CEP	Cephalothin
ERY	Erythromycin
OXA+	Oxacillin +2% NaCl
PEN	Penicillin
P/N	Penicillin/Novobiocin
PIRL	Pirlimycin
POS	Positive control
SDM	Sulphadimethoxine
TET	Tetracycline

*Ensure detection of hetero-resistant isolates among *Staphylococcus* and *Enterococcus* spp. **Incubate for 24 hours to ensure detection of oxacillin-resistant *Staphylococcus* and vancomycin-resistant *Enterococcus* spp.
#The Sensititre ARIS HiQ AST System is not yet available in all territories. Please contact your local Thermo Fisher Scientific Microbiology sales representative for more information.

ATCC Licensed Derivative®

Sensititre Breakpoint Eye Two-Isolate JOEYE2 Plate

Intended use	Read method
Perform accurate AST with this dual-isolate plate for breakpoint testing of topical compounds	**Manual** Sensititre Vizion (V2021) Sensititre Manual Viewbox (V4007)
Broth type	**Inoculum preparation**
Sensititre Mueller Hinton Broth (T3462)	0.5 McFarland Standard (E1041) Sensititre Sterile Water (T3339)

CLSI recommended routine QC strains

Culti-Loops product code	Organism description
R4607030	*Enterococcus faecalis* ATCC® 29212™
R4607050	*Escherichia coli* ATCC® 25922™
R4607060	*Pseudomonas aeruginosa* ATCC® 27853™
R4607011	*Staphylococcus aureus* subsp. *aureus* ATCC® 29213™

Put 3-5 colonies into H_2O to measure a 0.5 McFarland using the Nephelometer, mix 10 µL of suspension into MHB

Inoculate plate with 50 µL volume per well of the suspension using the Sensititre AIM or Multi-Channel Pipette

Seal Sensititre plate and incubate at 34-36°C in a non-CO_2 incubator for 18-24 hours

Read manually with Vizion or Manual Viewbox



Antimicrobics

AMI	Amikacin
BAC	Bacitracin
FAZ	Cefazolin
XNL	Ceftiofur
CHL	Chloramphenicol
CIP	Ciprofloxacin
DOX	Doxycycline
ERY	Erythromycin
GEN	Gentamicin
MXF	Moxifloxacin
NEO	Neomycin
OFL	Ofloxacin
OXY	Oxytetracycline
POL	Polymixin B
POS	Positive control
TIC	Ticarcillin
TOB	Tobramycin
SXT	Trimethoprim/Sulfamethoxazole

ATCC Licensed Derivative

Empowering the people who dedicate their lives to microbiology.

Want easy access to topics relating to antimicrobial susceptibility testing? From topics in the news, to emerging technology, pushing AST stewardship to the next level, our AST newsletter offers you the opportunity to stay at the forefront of everything AST.

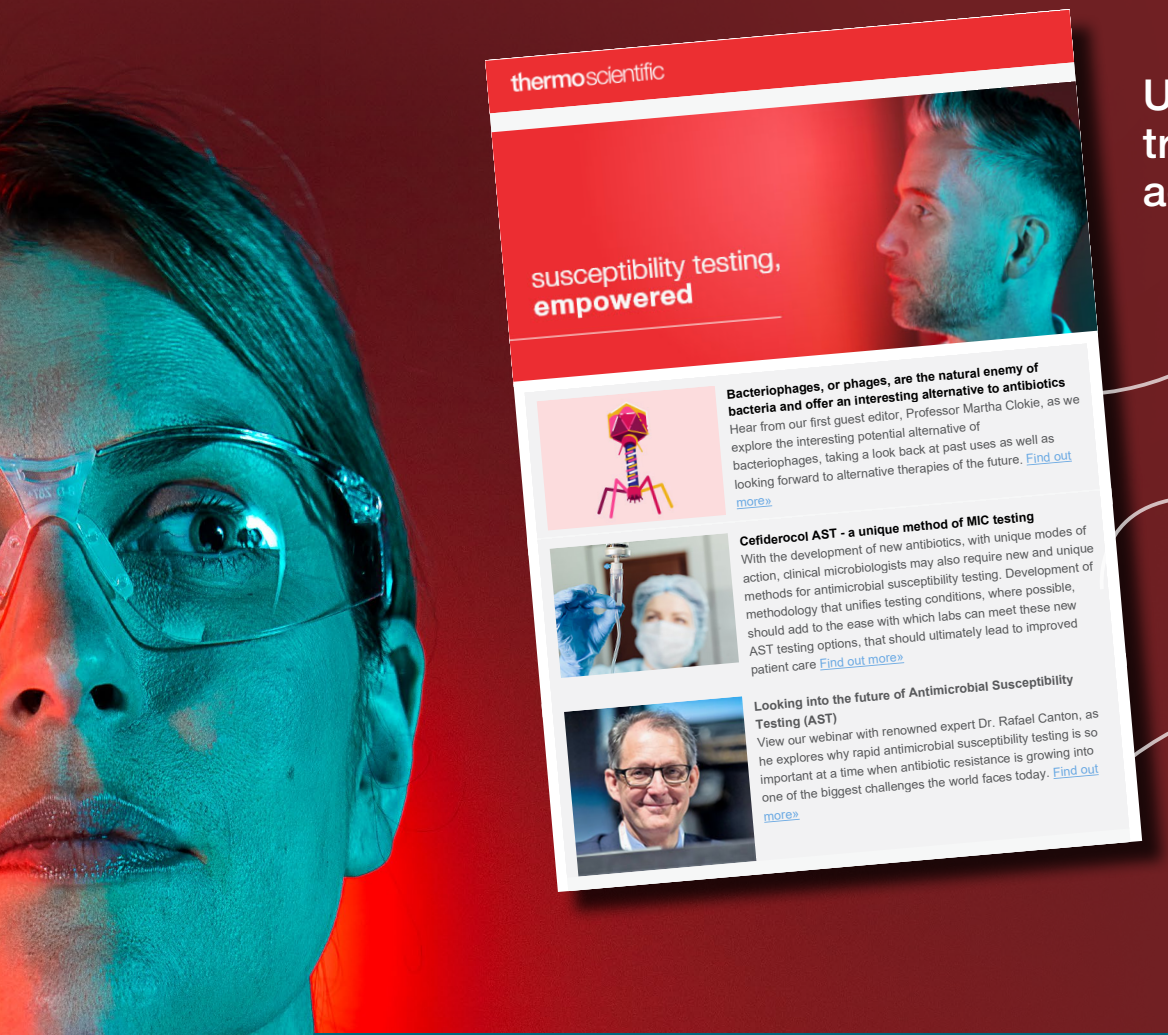

Up and coming trends in the fight against AMR

The latest on antimicrobials

Hear from your peers

AST news direct to your inbox

Sign-up to our quarterly AST newsletter and let us bring the news to you:

www.thermofisher.com/ASTempowered

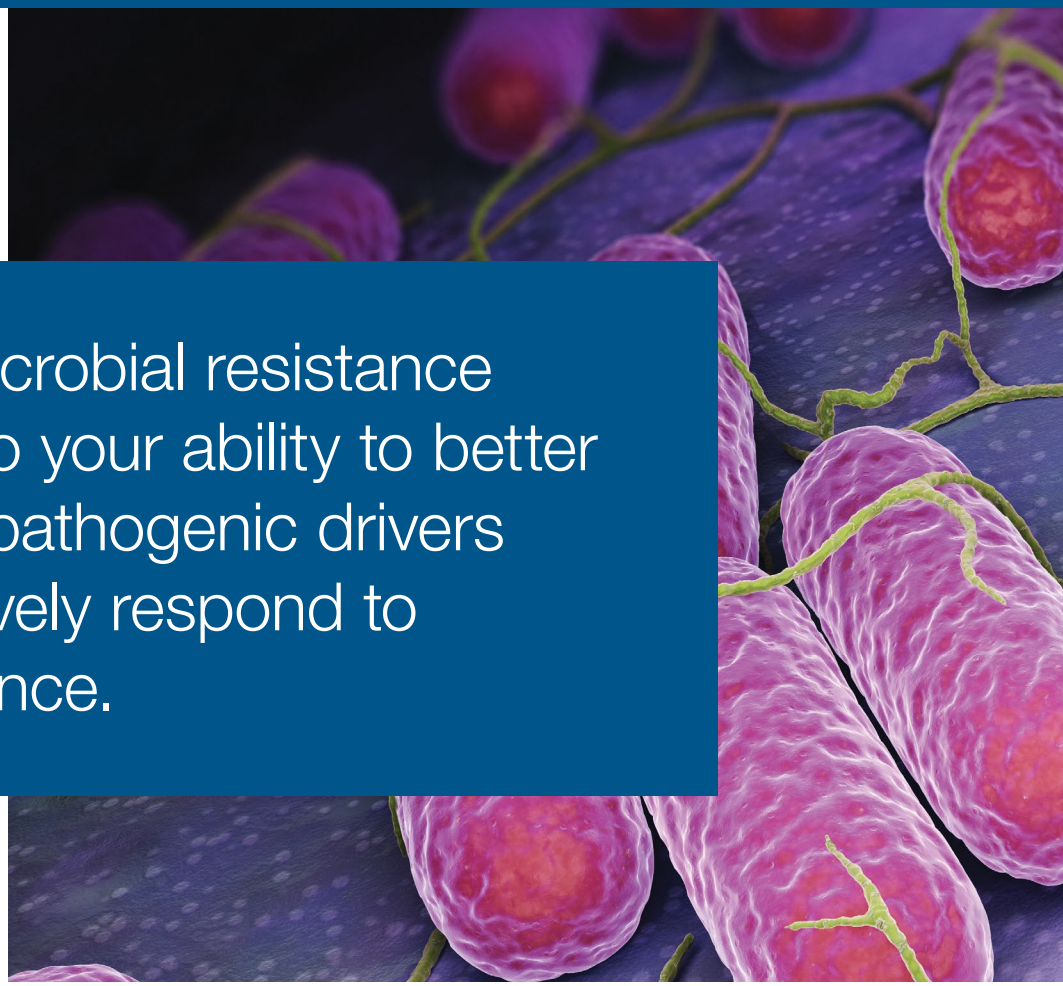

Identifying antimicrobial resistance patterns is vital to your ability to better understand key pathogenic drivers and more effectively respond to emerging resistance.

The Sensititre System provides a standardized AMR surveillance tool to support public health and national reference laboratories, enabling you to comply with government surveillance mandates while streamlining workflow. Harmonize your surveillance AST with the method of choice for global AMR programs, including:

- US National Antimicrobial Resistance Monitoring System (NARMS), coordinated via FDA/CVM, USDA and the CDC
- US CDC Antibiotic Resistance Lab Network
- EU Monitoring System of Zoonoses

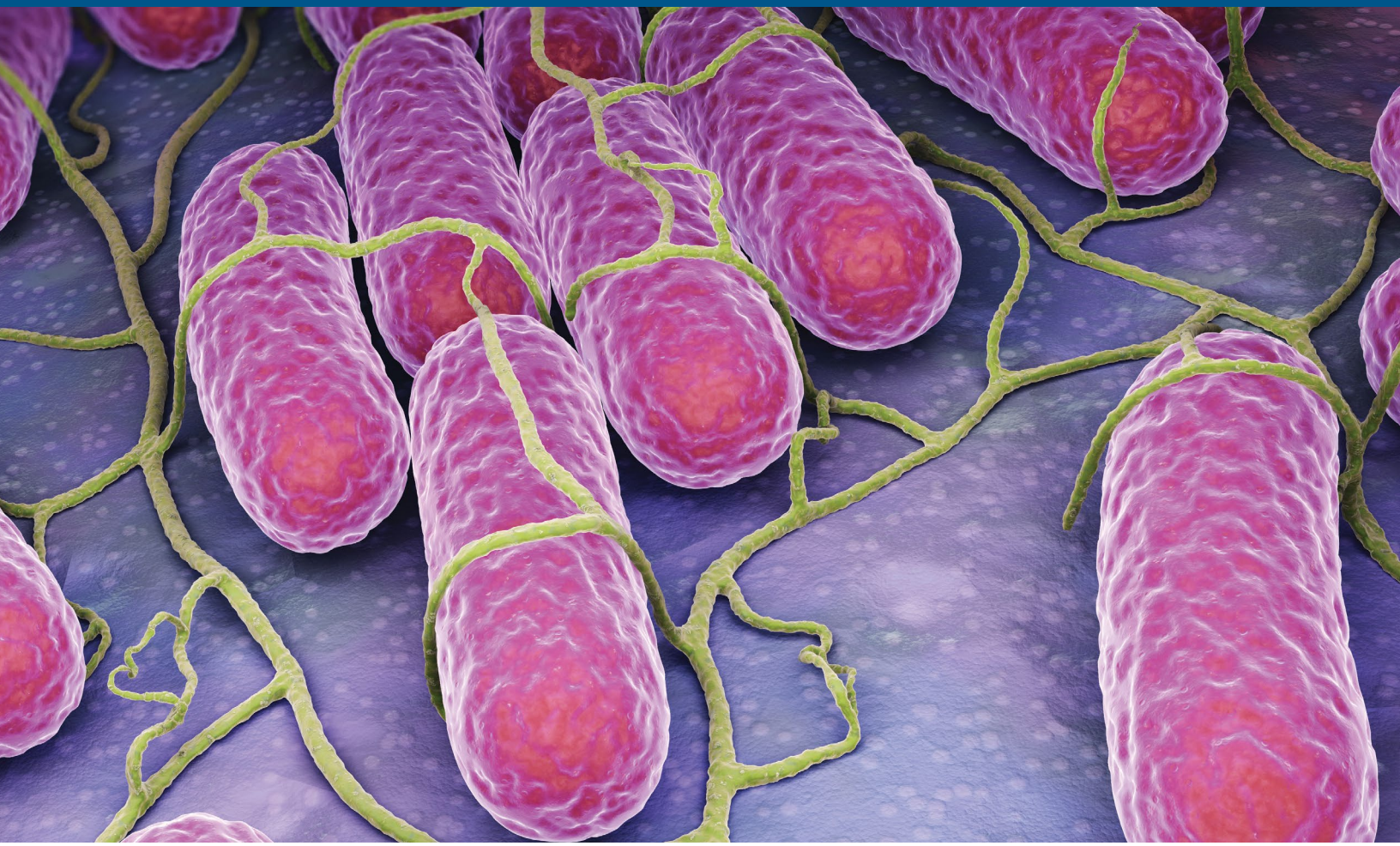

Surveillance standard plate formats

		EUROPE					NARMS			
		GRAM NEGATIVE		GRAM POSITIVE		CAMPYLO BACTER	GRAM NEGATIVE	GRAM POSITIVE		CAMPYLOBACTER
	INSTRUMENTS	EUVSEC3	EUVSEC2	EUVENC	EUST2	EUCAMP3	CMV5AGNF	CMV3AGPF	CMV4AGP	CMVCAMPY
FLUORESCENT PLATES	AUTOREAD, SEMI-AUTOMATED AND MANUAL READ (ARIS HiQ, OptiRead, Vizion, manual viewer)						●	●		
NON-FLUORESCENT PLATES	SEMI-AUTOMATED AND MANUAL READ (Vizion, Manual viewer, Manual read)	●	●	●	●	●			●	●
	Jump to page ▶	62	63	64	65	66	67	68	69	70

Thermo Fisher Scientific products are distributed globally so uses, applications, and availability of product in each country depend on local regulatory marketing authorization status.

Updated version of EUVSEC with changes to antibiotic concentration ranges and addition of amikacin

Sensititre EU Surveillance Salmonella/E. coli EUVSEC3 Plate

Intended use	Read method
Antimicrobial susceptibility plate for testing *Salmonella* and *E. coli* isolates as part of EU surveillance program	**Manual** Sensititre Vizion (V2021) Sensititre Manual Viewbox (V4007)
Broth type	**Inoculum preparation**
Sensititre Mueller Hinton Broth (T3462)	0.5 McFarland Standard (E1041) Sensititre Sterile Water (T3339)

Recommended routine QC strains

Culti-Loops product code	Organism description
R4607050	*Escherichia coli* ATCC® 25922™
R4607060	*Pseudomonas aeruginosa* ATCC® 27853™
Additional QC strains used for product release	
R4607030	*Enterococcus faecalis* ATCC® 29212™
R4607011	*Staphylococcus aureus subsp. aureus* ATCC® 29213™

Put 3-5 colonies into H_20 to measure a 0.5 McFarland using the Nephelometer, Mix 10 µL of suspension into MHB

Inoculate plate with 50 µL volume per well of the suspension using the Sensititre AIM or Multi-Channel Pipette

Seal Sensititre plate and incubate at 34-36°C in a non-CO_2 incubator for 18 hours

Manually read with Sensititre Vizion or Sensititre Manual Viewbox



Antimicrobics

AMI	Amikacin
AMP	Ampicillin
AZI	Azithromycin
FOT	Cefotaxime
TAZ	Ceftazidime
CHL	Chloramphenicol
CIP	Ciprofloxacin
COL	Colistin
GEN	Gentamicin
MERO	Meropenem
NAL	Nalidixic Acid
POS	Positive Control
SMX	Sulfamethoxazole
TET	Tetracycline
TGC	Tigecycline
TMP	Trimethoprim

ATCC Licensed Derivative

Sensititre EU Surveillance ESBL EUVSEC2 Plate

Intended use	Read method
Antimicrobial susceptibility plate for testing ESBL isolates as part of EU surveillance program	**Manual** Sensititre Vizion (V2021) Sensititre Manual Viewbox (V4007)
Broth type	**Inoculum preparation**
Sensititre Mueller Hinton Broth (T3462)	0.5 McFarland Standard (E1041) Sensititre Sterile Water (T3339)

Recommended routine QC strains

Culti-Loops product code	Organism description
R4607050	*Escherichia coli* ATCC® 25922™
R4603074	*Klebsiella pneumoniae* ATCC®700603™
R4607060	*Pseudomonas aeruginosa* ATCC® 27853™
Additional QC strains used for product release	
R4607030	*Enterococcus faecalis* ATCC® 29212™
R4607011	*Staphylococcus aureus* subsp. *aureus* ATCC® 29213™

Put 3-5 colonies into H_2O to measure a 0.5 McFarland using the Nephelometer, mix 10 µL of suspension into MHB

Inoculate plate with 50 µL volume per well of the suspension using the Sensititre AIM or Multi-Channel Pipette

Seal Sensititre plate and incubate at 34-36°C in a non-CO_2 incubator for 18 hours

Manually read with Sensititre Vizion or Sensititre Manual Viewbox



Antimicrobics

FEP	Cefepime
FOT	Cefotaxime
F/C	Cefotaxime/Clavulanic acid
FOX	Cefoxitin
TAZ	Ceftazidime
T/C	Ceftazidime/Clavulanic acid
ETP	Ertapenem
IMI	Imipenem
MERO	Meropenem
POS	Positive control
TRM	Temocillin

ATCC Licensed Derivative

Sensititre EU Surveillance Enterococcus EUVENC Plate

Intended use	Read method
Antimicrobial susceptibility plate for testing *Enterococcus* isolates as part of EU surveillance program	**Manual** Sensititre Vizion (V2021) Sensititre Manual Viewbox (V4007)
Broth type	**Inoculum preparation**
Sensititre Mueller Hinton Broth (T3462)	0.5 McFarland Standard (E1041) Sensititre Sterile Water (T3339)

Recommended routine QC strains

Culti-Loops product code	Organism description
R4607030	*Enterococcus faecalis* ATCC® 29212™
R4607011	*Staphylococcus aureus subsp. aureus* ATCC® 29213™
Additional QC strains used for product release	
R4607050	*Escherichia coli* ATCC® 25922™
R4607060	*Pseudomonas aeruginosa* ATCC® 27853™

Put 3-5 colonies into H_2O to measure a 0.5 McFarland using the Nephelometer, mix 10 µL of suspension into MHB

Inoculate plate with 100 µL volume per well of the suspension using the Sensititre AIM or Multi-Channel Pipette

Seal Sensititre plate and incubate at 34-36°C in a non-CO_2 incubator for 18-24 hours*

Manually read with Sensititre Vizion or Sensititre Manual Viewbox

	1	2	3	4	5	6	7	8	9	10	11	12
A	VAN 128	TEI 64	SYN 64	TET 128	DAP 32	CIP 16	ERY 128	TGC 4	LZD 64	GEN 1024	AMP 64	CHL 128
B	VAN 64	TEI 32	SYN 32	TET 64	DAP 16	CIP 8	ERY 64	TGC 2	LZD 32	GEN 512	AMP 32	CHL 64
C	VAN 32	TEI 16	SYN 16	TET 32	DAP 8	CIP 4	ERY 32	TGC 1	LZD 16	GEN 256	AMP 16	CHL 32
D	VAN 16	TEI 8	SYN 8	TET 16	DAP 4	CIP 2	ERY 16	TGC 0.5	LZD 8	GEN 128	AMP 8	CHL 16
E	VAN 8	TEI 4	SYN 4	TET 8	DAP 2	CIP 1	ERY 8	TGC 0.25	LZD 4	GEN 64	AMP 4	CHL 8
F	VAN 4	TEI 2	SYN 2	TET 4	DAP 1	CIP 0.5	ERY 4	TGC 0.12	LZD 2	GEN 32	AMP 2	CHL 4
G	VAN 2	TEI 1	SYN 1	TET 2	DAP 0.5	CIP 0.25	ERY 2	TGC 0.06	LZD 1	GEN 16	AMP 1	POS
H	VAN 1	TEI 0.5	SYN 0.5	TET 1	DAP 0.25	CIP 0.12	ERY 1	TGC 0.03	LZD 0.5	GEN 8	AMP 0.5	POS

Antimicrobics

AMP	Ampicillin
CHL	Chloramphenicol
CIP	Ciprofloxacin
DAP	Daptomycin
ERY	Erythromycin
GEN	Gentamicin
LZD	Linezolid
POS	Positive control
SYN	Quinupristin/Dalfopristin
TEI	Teicoplanin
TET	Tetracycline
TGC	Tigecycline
VAN	Vancomycin

*Incubate for 24 hours to ensure detection of oxacillin-resistant *Staphylococcus* and vancomycin-resistant *Enterococcus* spp.

ATCC Licensed Derivative

Sensititre EU Surveillance Staphylococcus EUST2 Plate

Intended use	Read method
Antimicrobial susceptibility plate for testing *Staphylococcus* isolates as part of EU surveillance program	**Manual** Sensititre Vizion (V2021) Sensititre Manual Viewbox (V4007)
Broth type	**Inoculum preparation**
Sensititre Mueller Hinton Broth (T3462)	0.5 McFarland Standard (E1041) Sensititre Sterile Water (T3339)

Recommended routine QC strains

Culti-Loops product code	Organism description
R4607030	*Enterococcus faecalis* ATCC® 29212™
R4607011	*Staphylococcus aureus* subsp. *aureus* ATCC® 29213™
Additional QC strains used for product release	
R4607050	*Escherichia coli* ATCC® 25922™
R4607060	*Pseudomonas aeruginosa* ATCC® 27853™

Put 3-5 colonies into H_2O to measure a 0.5 McFarland using the Nephelometer, Mix 10 µL of suspension into MHB

Inoculate plate with 50 µL volume per well of the suspension using the Sensititre AIM or Multi-Channel Pipette

Seal Sensititre plate and incubate at 34-36°C in a non-CO_2 incubator for 18-24 hours*

Manually read with Sensititre Vizion or Sensititre Manual Viewbox

	1	2	3	4	5	6	7	8	9	10	11	12
A	KAN 32	STR 32	TIA 4	SYN 4	LZD 8	MUP 256	VAN 8	CHL 4	CHL 8	CHL 16	CHL 32	CHL 64
B	KAN 16	STR 16	TIA 2	SYN 2	LZD 4	MUP 2	VAN 4	FUS 0.25	FUS 0.5	FUS 1	FUS 2	FUS 4
C	KAN 8	STR 8	TIA 1	SYN 1	LZD 2	MUP 1	VAN 2	PEN 0.06	PEN 0.12	PEN 0.25	PEN 0.5	PEN 1
D	KAN 4	STR 4	TIA 0.5	SYN 0.5	LZD 1	MUP 0.5	VAN 1	TMP 1	TMP 2	TMP 4	TMP 8	TMP 16
E	RIF 0.015	RIF 0.03	RIF 0.06	RIF 0.12	RIF 0.25	RIF 0.5	CLI 0.12	CLI 0.25	CLI 0.5	CLI 1	CLI 2	CLI 4
F	ERY 0.25	ERY 0.5	ERY 1	ERY 2	ERY 4	ERY 8	FOX 0.5	FOX 1	FOX 2	FOX 4	FOX 8	FOX 16
G	CIP 0.25	CIP 0.5	CIP 1	CIP 2	CIP 4	CIP 8	GEN 0.5	GEN 1	GEN 2	GEN 4	GEN 8	GEN 16
H	TET 0.5	TET 1	TET 2	TET 4	TET 8	TET 16	SMX 64	SMX 128	SMX 256	SMX 512	POS	POS

Antimicrobics

FOX	Cefoxitin
CHL	Chloramphenicol
CIP	Ciprofloxacin
CLI	Clindamycin
ERY	Erythromycin
FUS	Fusidate
GEN	Gentamicin
KAN	Kanamycin
LZD	Linezolid
MUP	Mupirocin
PEN	Penicillin
POS	Positive Control
SYN	Quinupristin/dalfopristin
RIF	Rifampin
STR	Streptomycin
SMX	Sulfamethoxazole
TET	Tetracycline
TIA	Tiamulin
TMP	Trimethoprim
VAN	Vancomycin

*Incubate for 24 hours to ensure detection of oxacillin-resistant *Staphylococcus* and vancomycin-resistant *Enterococcus* spp.

ATCC Licensed Derivative®

Updated version of EUCAMP2 with changes to antibiotic concentration ranges, removal of nalidixic acid and streptomycin and addition of ertapenem

Sensititre EU Surveillance Campylobacter EUCAMP3 Plate

Intended use	Read method
Antimicrobial susceptibility plate for testing Campylobacter isolates as part of EU surveillance program	**Manual** Sensititre Vizion (V2021) Sensititre Manual Viewbox (V4007)
Broth type	**Inoculum preparation**
Sensititre Mueller Hinton Broth w/ Lysed Horse Blood (CP112-10)	0.5 McFarland Standard (E1041) Sensititre Mueller Hinton Broth 5 mL (T3462-05)

Recommended routine QC strains

Culti-Loops product code	Organism description
R4609498	*Campylobacter jejuni subsp. jejuni* ATCC® 33560™
Additional QC strains used for product release	
R4607011	*Staphylococcus aureus subsp. aureus* ATCC® 29213™
R4607060	*Pseudomonas aeruginosa* ATCC® 27853™
R4607050	*Escherichia coli* ATCC® 25922™

Put 3-5 colonies into Sensititre MHB 5 mL to reach a 0.5 McFarland Standard, mix 100 µL into Sensititre MHB w/ LHB

Inoculate plate with 100 µL volume per well of the suspension using the Sensititre AIM or Multi-Channel Pipette

Seal Sensititre plate and incubate in a microaerophillic atmosphere* at 35-37ºC for 48 hours or at 42ºC for 24 hours**

Manually read with Sensititre Vizion or Sensititre Manual Viewbox

	1	2	3	4	5	6	7	8	9	10	11	12
A	CHL 64	ERY 512	GEN 16	CIP 32	TET 64	ETP 4	CHL 64	ERY 512	GEN 16	CIP 32	TET 64	ETP 4
B	CHL 32	ERY 256	GEN 8	CIP 16	TET 32	ETP 2	CHL 32	ERY 256	GEN 8	CIP 16	TET 32	ETP 2
C	CHL 16	ERY 128	GEN 4	CIP 8	TET 16	ETP 1	CHL 16	ERY 128	GEN 4	CIP 8	TET 16	ETP 1
D	CHL 8	ERY 64	GEN 2	CIP 4	TET 8	ETP 0.5	CHL 8	ERY 64	GEN 2	CIP 4	TET 8	ETP 0.5
E	CHL 4	ERY 32	GEN 1	CIP 2	TET 4	ETP 0.25	CHL 4	ERY 32	GEN 1	CIP 2	TET 4	ETP 0.25
F	CHL 2	ERY 16	GEN 0.5	CIP 1	TET 2	ETP 0.12	CHL 2	ERY 16	GEN 0.5	CIP 1	TET 2	ETP 0.12
G	ERY 2	ERY 8	GEN 0.25	CIP 0.5	TET 1	POS	ERY 2	ERY 8	GEN 0.25	CIP 0.5	TET 1	POS
H	ERY 1	ERY 4	CIP 0.12	CIP 0.25	TET 0.5	POS	ERY 1	ERY 4	CIP 0.12	CIP 0.25	TET 0.5	POS

Antimicrobics

CHL	Chloramphenicol
CIP	Ciprofloxacin
ETP	Ertapenem
ERY	Erythromycin
GEN	Gentamicin
POS	Positive Control
TET	Tetracycline

*85% N_2, 10% CO_2, 5% O_2. **Do not stack plates more than four high.

ATCC Licensed Derivative

Sensititre NARMS Gram Negative CMV5AGNF Plate

Intended use	Read method
Antimicrobial susceptibility plate for testing *Salmonella* and *Escherichia coli* isolates as part of The National Antimicrobial National Antimicrobial Resistance Monitoring System (NARMS) program in the United States	**Autoread or manual** Sensititre ARIS HiQ (V4000)# Sensititre OptiRead (V3030) Sensititre Vizion (V2021) Sensititre Manual Viewbox (V4007)
Broth type	**Inoculum preparation**
Sensititre Mueller Hinton Broth (T3462)	0.5 McFarland Standard (E1041) Sensititre Sterile Water (T3339)

Recommended routine QC strains

Culti-Loops product code	Organism description
R4607050	*Escherichia coli* ATCC® 25922™
R4601971	*Escherichia coli* ATCC® 35218™
R4607060	*Pseudomonas aeruginosa* ATCC® 27853™
Additional QC strains used for product release	
R4607030	*Enterococcus faecalis* ATCC® 29212™
R4607011	*Staphylococcus aureus* subsp. *aureus* ATCC® 29213™

Put 3-5 colonies into H_20 to measure a 0.5 McFarland using the Nephelometer, mix 10 µL of suspension into MHB

Inoculate plate with 50 µL volume per well of the suspension using the Sensititre AIM or Multi-Channel Pipette

Seal Sensititre plate and incubate at 34-36°C in a non-CO_2 incubator or Sensititre ARIS HiQ# for 18 hours

Read automatically with ARIS HiQ# or OptiRead; read manually with Vizion or Manual Viewbox



Antimicrobics

AUG2	Amoxicillin/Clavulanic acid 2:1 ratio
AMP	Ampicillin
AZI	Azithromycin
FOX	Cefoxitin
AXO	Ceftriaxone
CHL	Chloramphenicol
CIP	Ciprofloxacin
COL	Colistin
GEN	Gentamicin
MERO	Meropenem
NAL	Nalidixic Acid
NEG	Negative Control
POS	Positive Control
FIS	Sulfisoxazole
TET	Tetracycline
SXT	Trimethoprim/Sulfamethoxazole

ATCC Licensed Derivative®

Sensititre NARMS Gram Positive CMV3AGPF Plate

Intended use	Read method
Antimicrobial susceptibility plate for testing *Enterococcus* isolates as part of the National Antimicrobial Resistance Monitoring System (NARMS) program in the United States	**Autoread or manual** Sensititre ARIS HiQ (V4000)# Sensititre OptiRead (V3030) Sensititre Vizion (V2021) Sensititre Manual Viewbox (V4007)
Broth type	**Inoculum preparation**
Sensititre Mueller Hinton Broth (T3462)	0.5 McFarland Standard (E1041) Sensititre Sterile Water (T3339)

Recommended routine QC strains

Culti-Loops product code	Organism description
R4607030	*Enterococcus faecalis* ATCC® 29212™
R4601996	*Enterococcus faecalis* ATCC® 51299™
R4607011	*Staphylococcus aureus* subsp. *aureus* ATCC® 29213™
Additional QC strains used for product release	
R4607050	*Escherichia coli* ATCC® 25922™
R4607060	*Pseudomonas aeruginosa* ATCC® 27853™

Put 3-5 colonies into H_2O to measure a 0.5 McFarland using the Nephelometer, mix 10 µL of suspension into MHB

Inoculate plate with 50 µL volume per well of the suspension using the Sensititre AIM or Multi-Channel Pipette

Seal Sensititre plate and incubate at 34-36°C in a non-CO_2 incubator or Sensititre ARIS HiQ# for 18 hours*

Read automatically with ARIS HiQ# or OptiRead; read manually with Vizion or Manual Viewbox

	1	2	3	4	5	6	7	8	9	10	11	12
A	TGC 0.015	TGC 0.03	TGC 0.06	TGC 0.12	TGC 0.25	TGC 0.5	ERY 0.25	ERY 0.5	ERY 1	ERY 2	ERY 4	ERY 8
B	TET 1	TET 2	TET 4	TET 8	TET 16	TET 32	CIP 0.12	CIP 0.25	CIP 0.5	CIP 1	CIP 2	CIP 4
C	CHL 2	CHL 4	CHL 8	CHL 16	CHL 32	PEN 0.25	PEN 0.5	PEN 1	PEN 2	PEN 4	PEN 8	PEN 16
D	DAP 0.25	DAP 0.5	DAP 1	DAP 2	DAP 4	DAP 8	DAP 16	VAN 0.25	VAN 0.5	VAN 1	VAN 2	VAN 4
E	STR 512	STR 1024	STR 2048	NIT 2	NIT 4	NIT 8	NIT 16	NIT 32	NIT 64	VAN 8	VAN 16	VAN 32
F	TYLT 0.25	TYLT 0.5	TYLT 1	TYLT 2	TYLT 4	TYLT 8	TYLT 16	TYLT 32	GEN 128	GEN 256	GEN 512	GEN 1024
G	SYN 0.5	SYN 1	SYN 2	SYN 4	SYN 8	SYN 16	SYN 32	LIN 1	LIN 2	LIN 4	LIN 8	NEG
H	LZD 0.5	LZD 1	LZD 2	LZD 4	LZD 8	KAN 128	KAN 256	KAN 512	KAN 1024	POS	POS	POS

Antimicrobics

CHL	Chloramphenicol
CIP	Ciprofloxacin
DAP	Daptomycin
ERY	Erythromycin
GEN	Gentamicin
KAN	Kanamycin
LZD	Linezolid
LIN	Lincomycin
NEG	Negative control
NIT	Nitrofurantoin
PEN	Penicillin
POS	Positive control
SYN	Quinupristin/Dalfoprisitn
STR	Streptomycin
TET	Tetracycline
TGC	Tigecycline
TYLT	Tylosin tartarte
VAN	Vancomycin

*Linezolid and nitrofurantoin should be read manually at 18 hours and vancomycin should be read manually at 24 hours.

ATCC Licensed Derivative

Sensititre NARMS Gram Positive CMV4AGP Plate

Intended use	Read method
Antimicrobial susceptibility plate for testing *Enterococcus* isolates as part of the National Antimicrobial Resistance Monitoring System (NARMS) program in the United States	**Manual** Sensititre Vizion (V2021) Sensititre Manual Viewbox (V4007)
Broth type	**Inoculum preparation**
Sensititre Mueller Hinton Broth (T3462)	0.5 McFarland Standard (E1041) Sensititre Sterile Water (T3339)

Recommended routine QC strains

Culti-Loops product code	Organism description
R4607030	*Enterococcus faecalis* ATCC® 29212™
R4601996	*Enterococcus faecalis* ATCC® 51299™
R4607011	*Staphylococcus aureus* subsp. *aureus* ATCC® 29213™
Additional QC strains used for product release	
R4607050	*Escherichia coli* ATCC® 25922™
R4607060	*Pseudomonas aeruginosa* ATCC® 27853™

1. Put 3-5 colonies into H_2O to measure a 0.5 McFarland using the Nephelometer, mix 10 µL of suspension into MHB
2. Inoculate plate with 50 µL volume per well of the suspension using the Sensititre AIM or Multi-Channel Pipette
3. Seal Sensititre plate and incubate at 34-36°C in a non-CO_2 incubator for 18 hours*
4. Manually read with Sensititre Vizion or Sensititre Manual Viewbox



Antimicrobics

AMP	Ampicillin
AVL	Avilamycin
CHL	Chloramphenicol
CIP	Ciprofloxacin
DAP	Daptomycin
ERY	Erythromycin
GEN	Gentamicin
LZD	Linezolid
NEG	Negative control
NIT	Nitrofurantoin
POS	Positive control
SYN	Quinupristin/Dalfopristin
STR	Streptomycin
TET	Tetracycline
TGC	Tigecycline
VAN	Vancomycin

*Linezolid and nitrofurantoin should be read manually at 18 hours and vancomycin should be read manually at 24 hours.

ATCC Licensed Derivative®

Sensititre NARMS Campylobacter CMVCAMPY Plate

Intended use	Read method
Antimicrobial susceptibility plate for testing *Campylobacter* isolates part of The National Antimicrobial Resistance Monitoring System (NARMS) program in the United States	**Manual** Sensititre Vizion (V2021) Sensititre Manual Viewbox (V4007)
Broth type	**Inoculum preparation**
Sensititre Mueller-Hinton broth and lysed horse blood (CP112)	0.5 McFarland Standard (E1041) Sensititre Mueller Hinton Broth 5 mL (T3462-05)

Recommended routine QC strains

Culti-Loops product code	Organism description
R4609498	*Campylobacter jejuni subsp. jejuni* ATCC® 33560™
Additional QC strains used for product release	
R4607030	*Enterococcus faecalis* ATCC® 29212™
R4607050	*Escherichia coli* ATCC® 25922™
R4607060	*Pseudomonas aeruginosa* ATCC® 27853™
R4607011	*Staphylococcus aureus subsp. aureus* ATCC® 29213™

1. Put 3-5 colonies into Sensititre MHB 5 mL to reach a 0.5 McFarland Standard, mix 100 µL into Sensititre MHB w/ LHB
2. Innoculate plate with 100 µL volume per well of the suspension using the Sensititre AIM or Multi-Channel Pipette
3. Seal Sensititre plate and incubate at 42°C for 24hrs or 36-37°C for 48hrs
4. Manually read with Sensititre Vizion or Sensititre Manual Viewbox



Antimicrobics

AZI	Azithromycin
CIP	Ciprofloxacin
CLI	Clindamycin
ERY	Erythromycin
FFN	Florfenicol
GEN	Gentamicin
MERO	Meropenem
NAL	Nalidixic Acid
POS	Positive Control
TET	Tetracycline

ATCC Licensed Derivative

Customer service and installation

Thermo Fisher Scientific is committed to providing industry-leading customer service. An important part of this service is provided by our dedicated technical support experts. Our team of friendly, experienced microbiologists and engineers are available to give product advice or to help with any technical questions or issues you may have, in your local language.

We provide an end-to-end solution for instrument installation, support and servicing through a network of fully trained Field Service Engineers. And, we can help you set your laboratory up for success and ensure high productivity with a Thermo Scientific™ Extended Service Agreement.

Thermo Fisher Scientific is equipped to deliver a variety of global services to keep you up and running. From preventative maintenance and corrective services to continued application assistance provided by technical scientists, get tailored solutions and exceptional support from the experts in microbiology.

When you choose Thermo Scientific products for your microbiology needs, consider it the start of a valuable partnership. Whether you need assistance with protocols, product transitions or troubleshooting, our team of experts is ready to help.

For more information on how to find solutions perfectly matched for your AST program, please contact your local Thermo Fisher Scientific Microbiology representative or visit us at thermofisher.com/AST

Supporting you along your Sensititre journey

To provide you with the highest level of support, we have dedicated teams globally to answer your everyday questions and needs. Our objective is to ensure you receive superior personalized service regardless of your geographical location, thereby supporting lab productivity.

To assist you with your inquiries, our Technical Support teams will ask for preliminary information such as:

- Plate code
- Lot number
- Expiry
- Description of problem

Further information will be asked on:

- Organism/drug
- Quality control including organism storage and use
- Sample preparation including broth and McFarland details
- Plate reading
- Software
- Service status of your instruments

Local Technical Support contact details:

Benelux
microbiology.techsupport.benelux@thermofisher.com
+31 204106503

Canada
micro.ca.techsupport@thermo.com
1-800-267-6391 option 2

France
microbiologie.techsupport.fr@thermofisher.com
+33 (0)4 72 52 33 72

Germany
microbiology.techsupport.de@thermofisher.com
+49 (0)281 152 266

Italy
microbiologia.supportotecnico.it@thermofisher.com
+39 02 95059 350

Nordics
microbiology.techsupport.nordic@thermofisher.com
+45 44 80 90 04

South Africa
techsupport.SDG.ZA@thermofisher.com
+27 79 429 2610

Spain
microbiologia.soporte.es@thermofisher.com
+34 630 12 84 69

UK
microbiology.techsupport.uk@thermofisher.com
+44 (0)1256 694238

USA
microbiology.ts.us@thermofisher.com
1-800-255-6730 option 2

Rest of world
microbiology.techsupport.uk@thermofisher.com
+44 (0)1256 694238

Trust in the quality of the Sensititre System

From the receipt of a new antimicrobial compound to a finished broth microdilution plate, the Sensititre plate manufacturing process is thoroughly quality controlled to ensure the utmost integrity of our products.

The manufacturing process is carefully monitored and the finished product tested for performance with as many as 14 different quality control (QC) organisms. All plates undergo the same intensity of testing regardless of whether they will be used as Research Use Only, Veterinary Use or In-vitro Diagnostic Use, ensuring our commitment to product quality and performance.

The manufacturing process

- Antimicrobial compound check: potency & solubility
- Fresh stock suspensions for each day of manufacture
- Liquid level check of dosed plates
- Continuous in-process monitoring of manufacturing equipment
- Performance QC testing
- Labelling & packaging check
- Product release

Quality control

To ensure your laboratory antimicrobial susceptibility testing solutions are providing accurate and reliable results the need for comprehensive Quality Control (QC) testing is paramount. Thermo Scientific™ Culti-Loops™ Quality Control organisms enable quick and safe preparation of cultures for QC testing. They are ready-to-use bacteriological loops containing gel-stabilised micro-organisms. Each loop is individually packaged in a foil pouch and each pack contains five loops.

Culti-Loops offer a full portfolio of QC strains according to recommendations by CLSI and EUCAST; the strains are fully characterised harbouring a variety of antimicrobial resistance patterns.

To recover the organism, follow the three simple set up steps:

Open package

Apply to warm agar



Incubate



Perform quality control testing with the most comprehensive range of microorganism strains recommended by CLSI and EUCAST. Culti-Loops enable quick and safe preparation of ATCC® and NCTC cultures for QC testing. They are ready-to-use bacteriological loops containing gel-stabilised micro-organisms. Each loop is individually packaged in a foil pouch in a pack of five loops.

Below is a list of Culti-Loops containing the recommended QC strains for EUCAST and CLSI test methods:

Culti-Loops part number		Description	ATCC® strain	Characteristics	EUCAST		CLSI	
					Routine testing	Extended testing	Routine testing	Extended testing
NEW	R4601312	*Aspergillus flavus*	204304™		✓		✓	
NEW	R4601311	*Aspergillus fumigatus*	204305™		✓			
	R4601250	*Bacteroides fragilis*	25285™	β-lactamase positive.			✓	
	R4601260	*Bacteroides thetaiotaomicron*	29741™	β-lactamase positive.			✓	
	R4609498	*Campylobacter jejuni*	33560™		✓		✓	
	R4601496	*Candida albicans*	90028™				✓	
	R4601518	*Candida parapsilosis*	22019™		✓		✓	
	R4609452	*Clostridium difficile*	700057™	β-lactamase negative.			✓	
	R4601951	*Eggerthella lenta*	43055™				✓	
	R4607030	*Enterococcus faecalis*	29212™		✓		✓	✓
	R4601996	*Enterococcus faecalis*	51299™	Glycopeptide/low-level vancomycin resistance; *vanB* positive. High-level aminoglycoside resistance; gentamicin and streptomycin resistant.		✓		✓
NEW	R4601301	*Enterococcus faecalis*	33186™	Suitability of Mueller-Hinton media testing.				✓
NEW	R4601307	*Escherichia coli*	NCTC 13353	ESBL producer; CTX-M-15, Cephalosporin resistant.			✓	
NEW	R4601314	*Escherichia coli*	NCTC 13846	Colistin resistant; *mcr-1* positive.	✓			
	R4607050	*Escherichia coli*	25922™	β-lactamase negative.	✓		✓	
	R4601971	*Escherichia coli*	35218™	β-lactamase producing strain; TEM-1. Non-ESBL.	✓		✓	
	R4603810	*Haemophilus influenzae*	10211™					✓
	R4603830	*Haemophilus influenzae*	49247™	BLNAR (β-lactamase negative,ampicillin resistant); Reduced susceptibility to β-lactam agents due to PBP mutations.		✓	✓	
	R4603806	*Haemophilus influenzae*	49766™	Ampicillin susceptible.	✓		✓	
	R4601520	*Issatchenkia orientalis*	6258™		✓		✓	
	R4603074	*Klebsiella pneumoniae*	700603™	ESBL producer; SHV-18. Carbapenemase producer; OXA-2. Mutations in OmpK35 and OmpK37 outer membrane porins.	✓	✓	✓	
	R4609384	*Klebsiella pneumoniae*	BAA-1705™	Carbapenemase producer; KPC-2. β-lactamase producer; SHV, TEM.			✓	
	R4609385	*Klebsiella pneumoniae*	BAA-1706™	Carbapenemase negative.				✓
NEW	R4601316	*Klebsiella pneumoniae*	BAA-2814™	Carbapenemase producer; KPC-3. β-lactamase producer; SHV-11, TEM-1.	✓		✓	
	R4609006	*Neisseria gonorrhoeae*	49226™	CMRNG (Chromosome-mediated resistant Neisseria gonorrhoeae): Low level chromosome mediated resistant to penicillin.			✓	
	R4607060	*Pseudomonas aeruginosa*	27853™	Inducible AmpC β-lactamase.	✓		✓	
	R4609389	*Staphylococcus aureus*	BAA-1708™	High-level mupirocin resistance; *mupA* positive.				✓
	R4607010	*Staphylococcus aureus*	25923™	β-lactamase negative, *mecA* negative, *mupA* negative.			✓	✓
	R4607011	*Staphylococcus aureus*	29213™	Weak β-lactamase-producing strain, *mecA* negative, *mupA* negative.	✓		✓	✓
	R4609022	*Staphylococcus aureus*	43300™	Methicillin and Oxacillin resistant MRSA; *mecA* positive.			✓	
	R4606512	*Staphylococcus aureus*	BAA-976™	Macrolide resistant; *msrA* positive. Inducible clindamycin resistance negative control.			✓	✓
	R4606513	*Staphylococcus aureus*	BAA-977™	Inducible *ermA*-mediated macrolide resistance. Inducible clindamycin resistance positive control.				✓
NEW	R4601313	*Staphylococcus aureus*	NCTC 12493	Methicillin resistant MRSA; *mecA* positive.		✓		
	R4609015	*Streptococcus pneumoniae*	49619™	Reduced susceptibility to benzylpenicillin.	✓		✓	

ATCC Licensed Derivative ®The ATCC Licensed Derivative Emblem, the ATCC Licensed Derivative word mark and the ATCC catalog marks are trademarks of ATCC. Remel Inc. is licensed to use these trademarks and to sell products derived from ATCC® cultures. The identity, purity, and authenticity of the Licensed Products are exclusively the responsibility of Remel Inc., and not ATCC.

The European Committee on Antimicrobial Susceptibility Testing. Routine and extended internal quality control for MIC determination and disk diffusion as recommended by EUCAST. Version 8.0, 2018. www.eucast.org. Clinical and Laboratory Standards Institute (CLSI). *Performance Standards for Antimicrobial Susceptibility Testing*. 27th ed. CLSI supplement M100. Clinical and Laboratory Standards Institute, 950 West Valley Road, Suit 2500, Wayne, Pennsylvania 19087 USA, 2017

More antimicrobials, more testing options

Our formulary capabilities extends beyond our standard formats. For custom antimicrobics, plate formats and dilution ranges, please contact for further information.

Thermo Scientific Sensititre Standard Formularies – Clinical

Code	Antimicrobic	Gram negative First line				Gram negative Second line								Non-fermenter		Urines		ESBLs	Gram positive						Fastidious			Anaer-obes		Yeast					Mycobacteria						
		GN4F	GN6F	GN7F	EUGNF	MDRGN2F	MDRGNX2F	GNX3F	GNX4F	EUMDROF	EUMDROXF	DKMGN	EURGNCOL	NF	EUX2NF	GNUR2F	GNUR3F	ESB1F	FDANDPF	GPALL1F	GPALL3F	EUSTAPF	EUENCF	FR1STENT	STP6F	FDANDSF	HPB1	AN02B	ANAER03	YO2IVD	YO3IVD	YO8	YO9	YO10	MYCOTB	MYCOTBI	RAPMYCO2	RAPMYCOI	SLOMYCO2	SLOMYCOI	NOCARDIA
FC	5-Flucytosine																													✓	✓	✓	✓	✓							
AMI	Amikacin	✓	✓	✓	✓	✓	✓	✓			✓	✓		✓	✓																				✓	✓	✓	✓	✓	✓	✓
AMOX	Amoxicillin																						✓						✓												
AUGC	Amoxicillin/ Clavulanic Acid											✓											✓																		
AUG2	Amoxicillin/ Clavulanic Acid 2:1															✓	✓								✓		✓	✓	✓								✓			✓
AB	Amphotericin B																															✓	✓	✓							
AMP	Ampicillin	✓	✓	✓												✓	✓	✓		✓	✓		✓	✓			✓	✓													
A/S2	Ampicillin/ Sulbactam	✓	✓	✓				✓						✓													✓	✓													
AND	Anidulafungin																																✓	✓							
AZI	Azithromycin																								✓																
AZT	Aztreonam	✓	✓	✓	✓			✓		✓	✓	✓		✓	✓		✓																								
CAR	Carbenicillin													✓		✓																									
CAS	Caspofungin																													✓	✓	✓	✓	✓							
FAC	Cefaclor																										✓														
FAZ	Cefazolin	✓	✓	✓													✓	✓						✓																	
FEP	Cefepime	✓	✓	✓	✓			✓		✓	✓			✓	✓	✓		✓							✓		✓											✓			
FDC	Cefiderocol					✓	✓				✓																														
FIX	Cefixime																										✓														
FOP	Cefoperazone													✓																											
FOT	Cefotaxime				✓			✓				✓		✓				✓							✓																
F/C	Cefotaxime/ Clavulanic Acid																	✓																							
TANS	Cefotetan Na																											✓													
FOX	Cefoxitin									✓								✓				✓						✓	✓								✓	✓			
FOXS	Cefoxitin Screen																		✓	✓	✓	✓																			
POD	Cefpodoxime																	✓																							
CPT	Ceftaroline																				✓	✓		✓		✓															
TAZ	Ceftazidime	✓	✓	✓	✓			✓		✓		✓		✓	✓			✓																							
CZA	Ceftazidime/ Avibactam		✓	✓		✓	✓		✓	✓	✓	✓	✓																												
T/C	Ceftazidime/ Clavulanic Acid																	✓																							
BPR	Ceftobiprole																							✓																	
C/T	Ceftolozane/ Tazobactam		✓	✓		✓	✓		✓	✓	✓	✓	✓																												
AXO	Ceftriaxone	✓	✓	✓										✓		✓	✓	✓			✓				✓		✓											✓			✓
FUR	Cefuroxime																								✓		✓														
CEP	Cephalothin																	✓																							
CHL	Chloramphen-icol													✓					✓	✓	✓				✓		✓	✓	✓												
CIP	Ciprofloxacin	✓	✓	✓	✓			✓		✓		✓		✓	✓	✓	✓	✓		✓	✓		✓														✓	✓	✓	✓	✓
CLA	Clarithromycin																										✓										✓	✓	✓	✓	✓
CLI	Clindamycin																		✓	✓	✓	✓		✓	✓	✓		✓	✓												
CFZ	Clofazimine																																				✓		✓		
COL	Colistin*				✓		✓	✓	✓	✓	✓	✓	✓		✓																										
CYC	Cycloserine																																		✓	✓					

Code	Antimicrobic	Gram negative First line				Gram negative Second line								Non-fermenter		Urines		ESBLs	Gram positive						Fastidious			Anaer-obes		Yeast					Mycobacteria						
		GN4F	GN6F	GN7F	EUGNF	MDRGN2F	MDRGNX2F	GNX3F	GNX4F	EUMDROF	EUMDROXF	DKMGN	EURGNCOL	NF	EUX2NF	GNUR2F	GNUR3F	ESB1F	FDANDPF	GPALL1F	GPALL3F	EUSTAPF	EUENCF	FR1STENT	STP6F	FDANDSF	HPB1	AN02B	ANAER03	Y02IVD	Y03IVD	Y08	Y09	Y010	MYCOTB	MYCOTBI	RAPMYCO2	RAPMYCOI	SLOMYCO2	SLOMYCOI	NOCARDA
DAL	Dalbavancin																		✓					✓		✓															
DAP	Daptomycin																			✓	✓	✓		✓	✓																
DLX	Delafloxacin					✓	✓																																		
DOR	Doripenem	✓	✓	✓				✓							✓																										
DOX	Doxycycline				✓			✓																													✓	✓	✓	✓	✓
DT1,2	D-Test																		✓	✓	✓	✓				✓															
ERV	Eravacycline					✓	✓				✓																														
ERY	Erythromycin																		✓	✓	✓	✓			✓	✓	✓		✓												
ETP	Ertapenem	✓	✓	✓	✓					✓		✓													✓																
EMB	Ethambutol																																		✓	✓				✓	
ETH	Ethionamide																																		✓	✓				✓	
FZ	Fluconazole																													✓	✓	✓	✓	✓							
FOS+	Fosfomycin						✓				✓																														
FUS	Fusidate																					✓																			
GEN	Gentamicin	✓	✓	✓	✓			✓		✓		✓		✓	✓	✓	✓	✓		✓	✓	✓	✓																		
IMI	Imipenem	✓	✓	✓	✓	✓	✓	✓		✓	✓	✓		✓	✓			✓					✓				✓	✓	✓								✓	✓			✓
IMR	Imipenem/ relebactam					✓	✓																																		
INH	Isoniazid																																		✓	✓				✓	
IZ	Itraconazole																													✓	✓	✓	✓	✓							
KAN	Kanamycin																																		✓	✓					
KZ	Ketoconazole																															✓									
LEVO	Levofloxacin	✓	✓	✓	✓	✓	✓	✓						✓	✓					✓	✓	✓	✓	✓	✓		✓														
LZD	Linezolid																		✓	✓	✓	✓	✓	✓	✓	✓											✓	✓	✓	✓	✓
LOM	Lomefloxacin													✓																											
MERO	Meropenem	✓	✓	✓	✓	✓	✓	✓	✓	✓	✓	✓	✓		✓			✓							✓		✓	✓													
MEV	Meropenem/ vaborbactam					✓	✓				✓																														
MRD	Metronidazole																											✓	✓												
MEZ	Mezlocillin																											✓													
MF	Micafungin																														✓		✓	✓							
MIN	Minocycline	✓	✓	✓	✓			✓																														✓	✓		✓
MXF	Moxifloxacin																			✓	✓	✓			✓				✓						✓	✓	✓	✓	✓	✓	✓
MUP	Mupirocin																					✓																			
NIT	Nitrofurantoin	✓	✓	✓												✓	✓			✓	✓		✓																		
NOR	Norfloxacin																					✓	✓																		
OFL	Ofloxacin																																		✓	✓					
OMC	Omadacycline					✓	✓																																		
ORI	Oritavancin																		✓							✓															
OXA+	Oxacillin + 2% NaCl																		✓	✓	✓			✓																	
PAS	Para-aminosali-cylic acid																																		✓	✓					
PEN	Penicillin																			✓	✓				✓		✓	✓	✓												
PIP	Piperacillin	✓												✓														✓	✓												
P/T4	Piperacillin/ Tazobactam	✓	✓	✓	✓			✓	✓	✓	✓	✓	✓	✓	✓			✓										✓	✓												
PLZ	Plazomicin					✓	✓																																		
POL	Polymixin B*				✓			✓							✓																										
PZ	Posaconazole																															✓	✓	✓							
SYN	Quinupristin/ dalfopristin																			✓			✓																		
RFB	Rifabutin																																		✓	✓			✓	✓	
RIF	Rifampin																			✓	✓	✓		✓											✓	✓			✓	✓	
SPA	Sparfloxacin																										✓														
STR	Streptomycin																			✓	✓		✓												✓	✓			✓	✓	
FIS	Sulfisoxazole													✓																											
TZD	Tedizolid																		✓					✓		✓															
TEI	Teicoplanin																					✓	✓	✓																	
TLV	Telavancin																		✓			✓				✓															

Code	Antimicrobic	Gram negative First line				Gram negative Second line								Non-fermenter		Urines		ESBLs	Gram positive						Fastidious			Anaer-obes		Yeast					Mycobacteria						
		GN4F	GN6F	GN7F	EUGNF	MDRGN2F	MDRGNX2F	GNX3F	GNX4F	EUMDROF	EUMDROXF	DKMGN	EURGNCOL	NF	EUX2NF	GNUR2F	GNUR3F	ESB1F	FDANDPF	GPALL1F	GPALL3F	EUSTAPF	EUENCF	FR1STENT	STPGF	FDANDSF	HPB1	ANO2B	ANAER03	YO2IVD	YO3IVD	YO8	YO9	YO10	MYCOTB	MYCOTBI	RAPMYCO2	RAPMYCOI	SLOMYCO2	SLOMYCOI	NOCARDA
TLC	Telavancin w/ Tween mimic																				✓																				
TRM	Temocillin									✓																															
TET	Tetracycline	✓	✓	✓										✓						✓	✓	✓			✓		✓	✓	✓												
TIC	Ticarcillin													✓																											
TIM2	Ticarcillin/ Clavulanic Acid	✓			✓			✓						✓																											
TGC	Tigecycline	✓	✓	✓	✓			✓		✓	✓	✓			✓					✓	✓		✓		✓												✓	✓			
TOB	Tobramycin	✓	✓	✓	✓			✓			✓	✓		✓	✓							✓															✓	✓			✓
TMP	Trimethoprim																						✓																		
SXT	Trimethoprim/ Sulfamethox-azole	✓	✓	✓	✓			✓		✓		✓		✓	✓	✓	✓			✓	✓	✓		✓	✓		✓										✓	✓	✓	✓	✓
VAN	Vancomycin																		✓	✓	✓	✓	✓	✓	✓	✓			✓												
VOR	Voriconazole																													✓	✓	✓	✓	✓							

Thermo Scientific Sensititre Standard Formularies – Veterinary

Code	Antimicrobic	Companion: Gram negative	Companion: Gram positive	Companion: Gram negative/positive						Bovine/ porcine	Avian	Equine	Urine (all)	Bovine (masti-tis)	Topical (all)
		COMPGN1F	COMPGP1F	COMPAN2F	BOPO7F	AVIAN1F	EQUIN2F	CMV1BURF	CMV1AMAF	JOEYE2					
AMI	Amikacin	✓	✓	✓			✓			✓					
AMOX	Amoxicillin					✓									
AUG2	Amoxicillin/ Clavulanic Acid 2:1	✓	✓	✓				✓							
AMP	Ampicillin	✓	✓	✓	✓		✓	✓	✓						
BAC	Bacitracin									✓					
FAZ	Cefazolin	✓	✓	✓			✓			✓					
FEP	Cefepime							✓		✓					
FOT	Cefotaxime							✓							
FOV	Cefovecin	✓	✓	✓											
FOX	Cefoxitin			✓											
POD	Cefpodoxime	✓	✓	✓											
TAZ	Ceftazidime	✓					✓								
XNL	Ceftiofur			✓	✓	✓	✓	✓	✓	✓					
LEX	Cephalexin	✓						✓							
CEP	Cephalothin		✓	✓					✓						
CHL	Chloramphen-icol	✓	✓				✓			✓					
CIP	Ciprofloxacin									✓					
CLA	Clarithromycin						✓								
CLI	Clindamycin		✓	✓	✓	✓									
DANO	Danofloxacin				✓										
DOX	Doxycycline	✓	✓	✓			✓			✓					
ENRO	Enrofloxacin	✓	✓	✓	✓	✓	✓	✓							
ERY	Erythromycin			✓		✓			✓						
FFN	Florfenicol				✓	✓									
GEN	Gentamicin	✓	✓	✓	✓	✓	✓			✓					
IMI	Imipenem	✓	✓	✓			✓								
MAR	Marbofloxacin	✓	✓	✓											
MIN	Minocycline		✓				✓								
MXF	Moxifloxacin									✓					
NEO	Neomycin				✓	✓				✓					

Code	Antimicrobic	Companion: Gram negative	Companion: Gram positive	Companion: Gram negative/positive						Bovine/ porcine	Avian	Equine	Urine (all)	Bovine (masti-tis)	Topical (all)
		COMPGN1F"	COMPGP1F	COMPAN2F	BOPO7F	AVIAN1F	EQUIN2F	CMV1BURF	CMV1AMAF	JOEYE2					
NIT	Nitrofurantoin		✓												
NOV	Novobiocin					✓									
OFL	Ofloxacin									✓					
ORB	Orbifloxacin	✓													
OXA+	Oxacillin + 2% NaCl		✓	✓			✓		✓						
OXY	Oxytetracycline					✓				✓					
PEN	Penicillin		✓	✓	✓	✓	✓		✓						
P/N	Penicillin/ Novobiocin								✓						
P/T4	Piperacillin/ Tazobactam	✓													
PIRL	Pirlimycin								✓						
POL	Polymixin B*									✓					
PRA	Pradofloxacin	✓	✓												
RIF	Rifampin		✓	✓			✓								
SPE	Spectinomycin				✓	✓									
STR	Streptomycin					✓									
SDM	Sulphadime-thoxine				✓	✓			✓						
STZ	Sulphathiazole					✓									
TET	Tetracycline	✓	✓		✓	✓	✓	✓	✓						
TIA	Tiamulin				✓										
TIC	Ticarcillin			✓						✓					
TIM2	Ticarcillin/ Clavulanic Acid			✓											
TIP	Tildipirosin				✓										
TIL	Tilmicosin				✓										
TOB	Tobramycin									✓					
SXT	Trimethoprim/ Sulfamethox-azole	✓	✓	✓	✓	✓	✓	✓		✓					
TUL	Tulathromycin				✓										
TYLT	Tylosin tartrate				✓	✓									
VAN	Vancomycin		✓												

Thermo Scientific Sensititre Standard Formularies – Surveillance

		Europe					NARMS			
		Gram negative		Gram positive		Campy-lobacter	Gram negative	Gram positive		Campy-lobacter
Code	Antimicrobic	EUVSEC3	EUVSEC2	EUVENC	EUST2	EUCAMP3	CMV5AGNF	CMV3AGPF	CMV4AGP	CMVCAMPY
AMI	Amikacin	✓								
AUG2	Amoxicillin/ Clavulanic Acid 2:1						✓			
AMP	Ampicillin	✓		✓			✓		✓	
AVL	Avilamycin								✓	
AZI	Azithromycin	✓					✓			✓
FEP	Cefepime		✓							
FOT	Cefotaxime	✓	✓							
F/C	Cefotaxime/Clavu-lanic acid		✓							
FOX	Cefoxitin		✓		✓		✓			
TAZ	Ceftazidime	✓	✓							
T/C	Ceftazidime/ Clavulanic acid		✓							
AXO	Ceftriaxone						✓			
CHL	Chloramphenicol	✓		✓	✓	✓	✓	✓	✓	
CIP	Ciprofloxacin	✓		✓	✓	✓	✓	✓	✓	✓
CLI	Clindamycin				✓					✓
COL	Colistin	✓					✓			
DAP	Daptomycin			✓				✓	✓	
ETP	Ertapenem		✓			✓				
ERY	Erythromycin			✓	✓	✓		✓	✓	✓
FFN	Florfenicol									✓
FUS	Fusidate				✓					
GEN	Gentamicin	✓		✓	✓	✓	✓	✓	✓	✓
IMI	Imipenem		✓							
KAN	Kanamycin				✓			✓		
LZD	Linezolid			✓	✓			✓	✓	
LIN	Lincomycin							✓		
MERO	Meropenem	✓	✓				✓			✓
MUP	Mupirocin				✓					
NAL	Nalidixic Acid	✓					✓			✓
NIT	Nitrofurantoin							✓	✓	
PEN	Penicillin				✓			✓		
SYN	Quinupristin/ Dalfopristin			✓	✓			✓	✓	
RIF	Rifampin				✓					
STR	Streptomycin				✓			✓	✓	
SMX	Sulfamethox-azole	✓			✓					
FIS	Sulfisoxazole						✓			
TEI	Teicoplanin	✓								
TRM	Temocillin		✓							
TET	Tetracycline	✓		✓	✓	✓	✓	✓	✓	✓
TIA	Tiamulin				✓					
TGC	Tigecycline	✓		✓				✓	✓	
TMP	Trimethoprim	✓			✓					
SXT	Trimethoprim/ Sulfamethox-azole						✓			
TYLT	Tylosin tartrate							✓		
VAN	Vancomycin			✓	✓			✓	✓	

**Enterobacteriaceae*, *Acinetobacter lwoffii, Streptococcus* species and *S.aureus* (MSSA) only. **Enterococcus testing only. ****Staphylococcus aureus* testing only. *****Staphylococcus* spp. testing only.
Thermo Fisher Scientific products are distributed globally so uses, applications, and availability of product in each country depend on local regulatory marketing authorization status.

Ordering information

Description	Quantity	Product No
Sensititre Instruments		
Nephelometer	Each	V3011
Sensititre AIM Instrument	Each	V3020
ARIS HiQ Instrument	Each	V4000
Vizion Instrument	Each	V2021
OptiRead Instrument	Each	V3030
SWIN Software	Each	SW4000, SW4000GBL
SWIN Software PC Replacement	Each	6100310SR
SWIN Software Epidemiology Module	Each	SW1203
Sensititre Complete System	Each	V4000-VZ
Laser Printer	Each	615032, SW4000PRN
LED-LCD Multi TOUCH Monitor	Each	SW1303, SW1304, SW1305
Manual Viewbox	Each	V4007
Electronic Multichannel Pipette	Each	V4009
Sensititre Broths		
Demineralized Water	5 mL/box of 10	T3339-10
	5 mL/box of 100	T3339
Demineralized Water with Glass Beads	5 mL/box of 10	T3493**
	5 mL/box of 10	T3492*
HTM Broth	11 mL/box of 10	T3470
Middlebrook 7H9 with OADC	11 mL/box of 10	T3441**
	11 mL/box of 10	T3440*
Mueller-Hinton Broth with Lysed Horseblood	11 mL/box of 10	CP11410
	11 mL/box of 10	CP112-10
Mueller-Hinton Broth with OADC	11 mL/box of 10	T8006**
	11 mL/box of 10	T8005*
Mueller-Hinton Broth with TES	5 mL/box of 10	T34620510
	5 mL/box of 100	T3462-05
	11 mL/box of 10	T3462-10
	11 mL/box of 100	T3462
Saline Tween with Glass Beads	5 mL/box of 10	T3491**
	5 mL/box of 10	T3490*
Supplemented Brucella Broth	11 mL/box of 10	T3450**
	11 mL/box of 10	T3451*
Veterinary Fastidious Medium	11 mL/box of 10	T3460
Veterinary Fastidious MHF Medium (MHF-Y)	11 mL/box of 10	T3461
YeastOne Broth	11 mL/box of 10	Y3462
Sensititre Accessories		
0.5 McFarland Standard	Each	E1041
Adhesive seals for anaerobic plates - perforated	10/pack	G522EA#
	10/pack	G522E†
Adhesive seals for AST plates	10/pack	G520NA#
	10/pack	G520N†
Doseheads	100/box	E3010
Pipetting Reservoirs	200/box	E1032

*Research use only. ** IVD/CE labelled. #Available in North America. † Available in rest of world.
Thermo Fisher Scientific products are distributed globally so uses, applications, and availability of product in each country depend on local regulatory marketing authorization status.

Find our more at **thermofisher.com/AST**

©2022 Thermo Fisher Scientific Inc. All rights reserved. All trademarks are property of Thermo Fisher Scientific and its subsidiaries unless otherwise specified.

Contact Information:
microbiology@thermofisher.com
USA +800 255 6730
International +44(0) 1256 841144

LT2379B
April 2022

ThermoFisher SCIENTIFIC