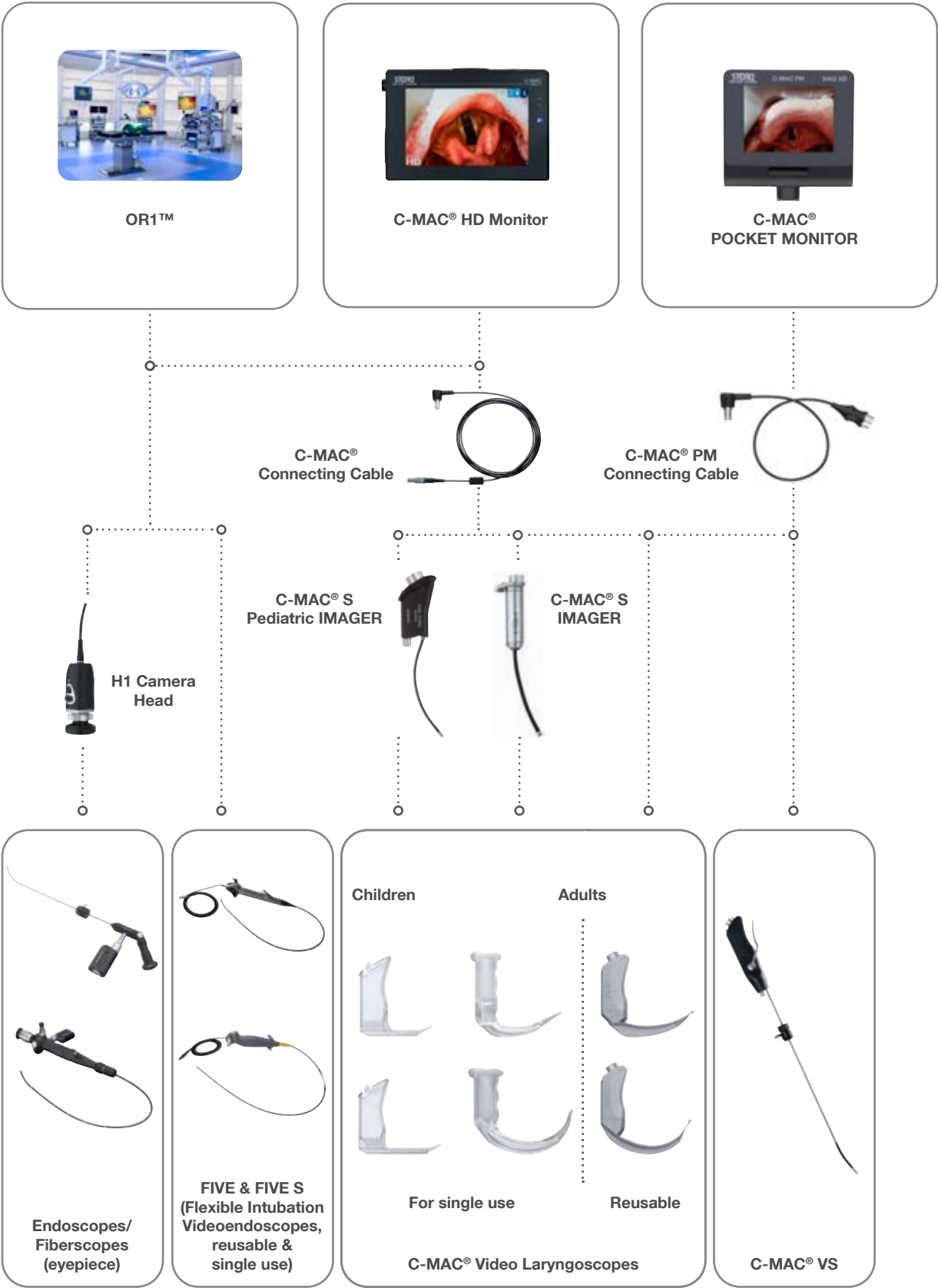


Choice changes everything!

The C-MAC® HD series



The C-MAC® system – We understand airway management!



The C-MAC® HD series

What do you expect from an ideal airway management system? What modifications can we make that would enable you to work even better with our products? How can we increase our focus on you and your patients? - Our answer: The C-MAC® HD series.

Let our C-MAC® HD video laryngoscopes and our C-MAC® HD monitor take you to the next level of high-definition imaging. Our HD visualization forms the basis for even more realistic views of the patient airway while the advanced technology of our endoscopes ensures that the quality of patient data is higher than ever before.

Discover the benefits of having two endoscopes from the C-MAC® family connected at the same time, either in the Picture-in-Picture (PiP) or Side-by-Side (SbS) mode. You can also save your images and videos in the selected mode.

Make a difference and enjoy the advantages offered by a personalized airway setting for daily routines and challenges or for the training of young physicians.

Your expertise can save lives; benefit from ours, namely, the C-MAC® HD series.



The C-MAC® HD Monitor: The



C-MACtouch – Interactive FULL HD touch screen that can also be used while wearing OR gloves



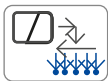
C-MACdual – Picture-in-Picture and Side-by-Side modes



C-MACrec – Choice between Click-to-Record, Auto-Record or Time-Machine mode*



C-MACmic – Integrated microphone allows audio comments to be added to your videos



C-MACsolution – Increased diversity of visualization through maximum flexibility of single-use and reusable products



C-MACtimer – Timer for documenting intubation time for the purposes of training or studying

* Thanks to the C-MAC® HD monitor, when the Time Machine mode is activated and the recording button is pressed, 60 seconds of a video sequence is automatically saved before actuation.



C-MAC® HD Video Laryngoscopes



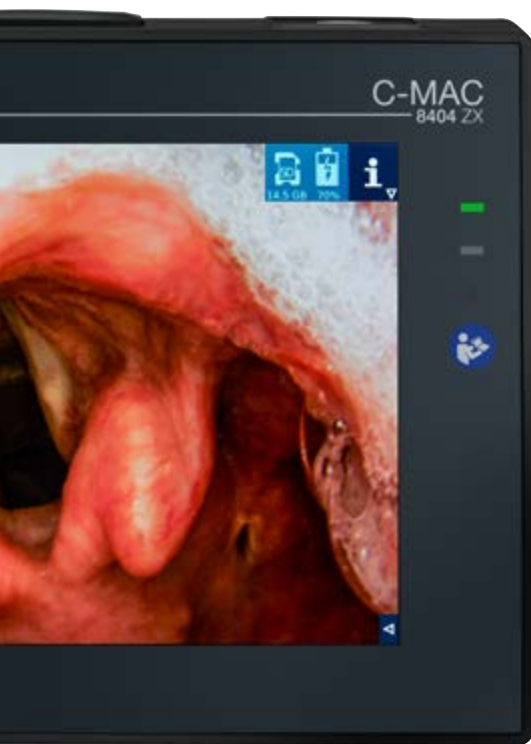
C-MAC® S Video Laryngoscopes



C-MAC® VS (Video Stylet)



Heart of the C-MAC® System



**FIVE S (Flexible Intubation
Videoendoscopes
for single use)**



**FIVE (Flexible Intubation
Videoendoscope)**



**Retromolar
Intubation Endoscopes**



Intubation Fiberscopes



The C-MAC® POCKET MONITOR: The End

- 3.5" OTI® (Open To Intubate) display with wide viewing angle (160°)
- Universal C-MAC® system interface, tailored to your airway management solutions from KARL STORZ
- High-contrast images, even in bright daylight
- Real-time documentation for quality assurance
- Exchangeable, reusable lithium-ion battery – operation time approx. 60 min with capacity indicator in the monitor, uninterrupted readiness
- Watertight (IPX8)
- Additional standard: RTCA/DO-160G
- Flexible positioning of the monitor for the intubation of difficult-to-access patients

C-MAC® HD Video Laryngoscopes

Standard MACINTOSH and MILLER video laryngoscopes for safe intubation in both direct and indirect laryngoscopy

D-BLADE and D-BLADE Ped. with strong curvature for the difficult airway



C-MAC® S Video Laryngoscopes

Single-use video laryngoscopes for minimizing the risk of cross-contamination



Emergency Tool for Time-critical Situations



C-MAC® VS (Video Stylet)

Deflectable distal tip combines the advantages of both rigid and flexible intubation endoscopes



C-MAC® PM Connecting Cable

The C-MAC® PM connecting cable enables flexible positioning of the monitor under cramped conditions

The C-MAC® HD Video Laryngoscope

For clearer visualization.

- We raise your standards – visualization of intubation in HD (800p)*
- Lighter, better impact-resistance, more robust – with titanium handle
- When seconds count – plug & play with C-MAC® HD
- BlueButton for real-time documentation in HD*
- Added safety thanks to the improved design of the telescope mount
- Can be combined with 3rd and 4th generation C-MAC® monitors
- Protect yourself and others – maintain your distance with C-MAC® HD video laryngoscopes

* only in conjunction with Monitor 8404ZXK

2/3. Rankena pagaminta iš titano

C-MAC® MACINTOSH #4, #3, #2 and #0



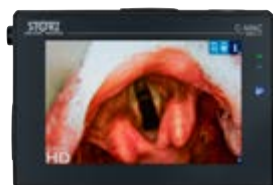
C-MAC® MILLER #2, #1 and #0



C-MAC® D-BLADE and D-BLADE Ped.



Instrument Set



8404Z XK

C-MAC® HD Monitor for CMOS Endoscopes, screen size 8" with 1920 x 1200 pixel resolution, two camera inputs, a USB and a HDMI port, optimized user interface via touch screen, video and image capturing in real time on SD card, playback of recorded video clips and still images, data transfer from SD card to USB flash drive possible, splash-proof according to IP54, suitable for wipe disinfection, shock-resistant ABS plastic housing, intelligent power management with rechargeable Li-ion batteries, VESA 75 mounting option, power adaptor for EU, UK, USA and Australia, power supply 110-240 VAC, 50/60 Hz, for use with compatible CMOS videoendoscopes including:

**C-MAC® HD Monitor
SD Card Ultra, 16 GB
Protection Cap
VESA 75 Quick Clip**

4. Yra galimybė išsaugoti video vaizdus ir nuotraukas į SD tipo laikmenas

5. Yra galimybė išsaugoti video vaizdus ir nuotraukas į USB tipo laikmenas

8. Su HDMI jungtimi papildomam išoriniam monitoriui prijungti

10. Su laidu videomonitoriaus ir videolaringoskopo pleišto sujungimui

7. Su laikikliu pritvirtinimui prie stovo

6. Korpusas pagamintas iš smūgiams atsparaus plastiko

9. Su pakraunama ličio jonų baterija

3. 2 jungtys instrumentams

2. Raiška (1920 x 1200) taškų

1. Ekranas skersmuo 8"



8403X

C-MAC® Connecting Cable, with C-MAC® system interface, length 200 cm, for use with C-MAC® Monitor 8403Z XK/8404Z XK, C-HUB® II 20290301 and C-MAC® video laryngoscope series 8403/8404



8403XA

C-MAC® Extension Cable, for the transmission of analog and digital signals, dustproof according to IP50 standards (not waterproof), length 200 cm, for use with C-MAC® Monitor 8403Z XK/8404Z XK and C-HUB® II 20290301 in conjunction with all endoscopes of the KARL STORZ Office Line (8-pin instruments)



8403XDK

C-MAC® POCKET MONITOR Set, unit with LCD monitor and power supply for all C-MAC® video laryngoscopes, with C-MAC® system interface, screen size 3.5", documentation of images and video sequences saved on internal memory, monitor movable via two rotation axes, rechargeable Li-Ion battery, 1 h operation time, exchangeable battery pack, 2 h charging time, power management with capacity indicator, protection class IPX8, for use with C-MAC® video laryngoscope series 8403/8404 including:

Battery, reusable

USB Data Cable

Protection Cap, for reprocessing



809120 **MAGILL Forceps**, for children, modified, length 20 cm, for the endoscopic removal of foreign bodies, for use with video laryngoscopes of sizes 1 and 2



809125 **MAGILL Forceps**, modified, length 25 cm, for the endoscopic removal of foreign bodies, for use with video laryngoscopes of sizes 2-4

1. Macintosh tipo 4 dydžio pleištas



8404BXC **C-MAC® HD Video Laryngoscope MAC #4**, CMOS technology, with MACINTOSH laryngoscope blade, size 4, with C-MAC® system interface, documentation of images and video sequences via the BlueButton, for use with C-MAC® Connecting Cable 8403X for C-MAC® Monitor 8403ZXK/8404ZXK and C-MAC® PM 8403XDK

5. Su 1 mygtuku video vaizdų ir nuotraukų įrašymui

8404BX **Same**, with catheter introduction sizes 16-18 Fr.



8404AXC **C-MAC® HD Video Laryngoscope MAC #3**, CMOS technology, with MACINTOSH laryngoscope blade, size 3, with C-MAC® system interface, documentation of images and video sequences via the BlueButton, for use with C-MAC® Connecting Cable 8403X for C-MAC® Monitor 8403ZXK/8404ZXK and C-MAC® PM 8403XDK

8404AX **Same**, with catheter introduction sizes 14-16 Fr.



8404KXC **C-MAC® HD Video Laryngoscope MAC #2**, CMOS technology, with MACINTOSH laryngoscope blade, size 2, with C-MAC® system interface, documentation of images and video sequences via the BlueButton, for use with C-MAC® Connecting Cable 8403X for C-MAC® Monitor 8403ZXK/8404ZXK and C-MAC® PM 8403XDK



8404EXC C-MAC® HD Video Laryngoscope MAC #0, CMOS technology, with MACINTOSH laryngoscope blade, size 0, with C-MAC® system interface, documentation of images and video sequences via the BlueButton, for use with C-MAC® Connecting Cable 8403X for C-MAC® Monitor 8403ZXK/8404ZXK and C-MAC® PM 8403XDK



8404MXC C-MAC® HD Video Laryngoscope MIL #2, CMOS technology, with MILLER laryngoscope blade, size 2, with C-MAC® system interface, documentation of images and video sequences via the BlueButton, for use with C-MAC® Connecting Cable 8403X for C-MAC® Monitor 8403ZXK/8404ZXK and C-MAC® PM 8403XDK



8404GXC C-MAC® HD Video Laryngoscope MIL #1, CMOS technology, with MILLER laryngoscope blade, size 1, with C-MAC® system interface, documentation of images and video sequences via the BlueButton, for use with C-MAC® Connecting Cable 8403X for C-MAC® Monitor 8403ZXK/8404ZXK and C-MAC® PM 8403XDK



8404DXC C-MAC® HD Video Laryngoscope MIL #0, CMOS technology, with MILLER laryngoscope blade, size 0, with C-MAC® system interface, documentation of images and video sequences via the BlueButton, for use with C-MAC® Connecting Cable 8403X for C-MAC® Monitor 8403ZXK/8404ZXK and C-MAC® PM 8403XDK

1. Pleištas, pritaikytas naudoti esant sunkioms intubacijos sąlygoms (D-pleišto tipo);

2. Suaugusiems



8404HX C-MAC® HD Video Laryngoscope D-BLADE, for adults, CMOS technology, for difficult intubation, with C-MAC® system interface, documentation of images and video sequences via the BlueButton, with catheter introduction sizes 16-18 Fr. for use with C-MAC® Connecting Cable 8403X for C-MAC® Monitor 8403ZXK/8404ZXK and C-MAC® PM 8403XDK

6. Su 1 mygtuku video vaizdų ir nuotraukų įrašymui



8404HXP C-MAC® HD Video Laryngoscope D-BLADE Ped., pediatric, CMOS technology, for difficult intubation in children, with C-MAC® system interface, documentation of images and video sequences via the BlueButton, for use with C-MAC® Connecting Cable 8403X for C-MAC® Monitor 8403ZXK/8404ZXK and C-MAC® PM 8403XDK



1. Pritaikytas pritvirtinti 2 p. aprašytą monitorių

2. Aukštis 130 cm

8404YA*

Rolling Stand, for C-MAC® Monitor, height 130 cm, with five antistatic castors, cross tube connection and crossbar 250 mm, diameter 25 mm, for positioning the monitor, storage tray dimensions (w x d x h): 300 x 200 x 150 mm, with blade holder and cable winder, for use with ET11-367224 Crossbar 500 mm and ET11-367154 Crossbar 700 mm

3. Su 5 antistatiniais ratukais

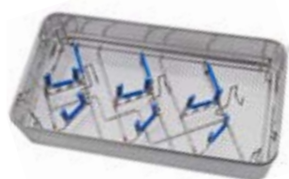
4. Su krepšiu videolaringoskopo pleištam susidėti

* Please note: The instruments displayed are not delivered with the stand.



8404AKH

Wire Tray, including blade holder for C-MAC® and cable winder, for use with standard rails 10 x 25 mm, including:
Wire Tray
Blade Holder for C-MAC®
Cable Winder



39501LC3

Wire Tray, for the cleaning, sterilization and storage of three C-MAC® video laryngoscope blades, with silicone holders and lid, external dimensions (w x d x h): 480 x 250 x 105 mm



8404IFH

Holder for Flexible Endoscopes, for mounting on round profiles, including installation accessories



11301BC

ProShield Protection Tube, for flexible telescopes, unsterile, for single use, package of 10, distal closed, for use with Holder for Flexible Endoscopes 29005IFH

Not all products listed in this document are certified according to Directive 93/42/EEC or Regulation 2017/745/EU on medical devices. For this reason, some products that require certification according to this directive/regulation may not be available in these countries.

It is recommended to check the suitability of the product for the intended procedure prior to use.
Please note that the described products in this medium may not be available yet in all countries due to different regulatory requirements.

More than
75
Years

*Shaping the Future
of Endoscopy with you*

STORZ
KARL STORZ — ENDOSKOPE
THE DIAMOND STANDARD

KARL STORZ SE & Co. KG
Dr.-Karl-Storz-Straße 34, 78532 Tuttlingen/Germany
Postbox 230, 78503 Tuttlingen/Germany
Phone: +49 7461 708-0
Fax: +49 7461 708-105
E-Mail: info@karlstorz.com
www.karlstorz.com



Video connecting cable (8403X)

1 Video unit connector

2 Monitor connector

4.2 Possible combinations

It is recommended that the suitability of the products for the intended procedure be checked prior to use. Please note that the products listed here may not yet be available in all countries due to differences in approval requirements.

The product can be combined with the following monitors:

C-MAC video laryngo- scopes	Monitor
Series 8404	8403ZX (software version: 704v300 or higher)
	8404ZX
	8403XD

The series 8404 C-MAC video laryngoscopes can be combined with other monitors via the C-HUB II camera control unit (20290320) (software version: 721v105 or higher).

The product can be combined with the following catheters:

C-MAC video laryngo- scopes	Blade	Catheter
Series 8404	8404AX	14 Fr. 16 Fr.
	8404HX	16 Fr.
	8404BX	18 Fr.

4.3 Technical specifications

Designation	Value
Immersion protection	IP68
Camera technology	CMOS
Resolution	1,280 x 800 pixels
Illumination	2 x LED, white, 1 W

3/4. Su šviesos diodų
(LED) apšvietimu

4/5. Kameros raiška
(1280 x 800) taškų