



MedizinTechnik

*„Patients and doctors  
worldwide rely on ATMOS“*



2012 | 2013



ENT

# Table of contents

## ATMOS treatment units

page 6 - 99



### ATMOS S 61 Servant

Top-class ENT diagnostic and therapy systems

..... 7 - 60



### ATMOS C 21 / C 31 Economy

Functional ENT workstations with ergonomics and design

..... 61 - 86



### ATMOS C 11 Systema

Effective working efficiency.

..... 87 - 92



### ATMOS A 11 LED

The solution for the mobile use

..... 93 - 99

## ATMOS patient & doctor's chairs

page 100 - 125



### ENT instruments for:

Otology, rhinology, adenoidec tracheo- tonsilleotomy  
and Standard treatments

..... 100



### Hygiene

The new hygiene program for your ENT treatment  
unit

..... 101 - 110



### Patient chair E 2, E 2 e, E 1, M 2

Ergonomic seat and treatment comfort for the  
doctor and patient

..... 111 - 117



### Patient chair ATMOS Chair 31 P / Chair 21 P

The modern, functional patient chair

..... 118 - 125

Symbols



Helpful  
information



DVD available  
on this topic

## Diagnostic



### ATMOS Diagnostic Cube

The new Ergonomy  
in the daily ENT diagnostic!


■ Rhinomanometry



■ Tympanometry



■ Sonography



..... 126 - 139

## Thermal stimulation page 126 - 144



### ATMOS Variotherm / Hygrotherm

Nystagmus stimulation

..... 140 - 143



### ATMOS Varioair

When precision counts!

..... 144

## Visualisation and documentation

page 145 - 166



### ATMOS ENT status center

The optimum workflow in the ENT visualisation  
and documentation

..... 145 - 149



### ATMOS Cam

Improved image quality and a new design

..... 150 - 156



### Stroboscopes

Maximum light performance and innovative LED technology

..... 157 - 162



### ENT endoscopes

Good reasons to use ATMOS endoscopes

..... 163 - 166

Symbols



Helpful  
information



DVD available  
on this topic

# Table of contents

## Visualisation

page 167 - 201



### ATMOS LED Light Cube

High power LED with daylight quality!

..... 167 - 170



### ATMOS LED technology

Light in the dark!

..... 171 - 179



### ENT MedDoc

Visualisation and documentation of diagnostic results  
in the ENT practice

..... 180 - 182



### ATMOS endoscopy / stroboscopy systems

Innovation right before your eyes –  
the strength is in the details.

..... 183 - 201

## Visualisation

page 202 - 210



### ATMOS HL 21 LED

Unlimited mobility!

..... 202 - 208



### ATMOS® i View

The microscope with the perfect system for  
view and workflow

..... 209 - 210

## ENT Therapy

page 211 - 219




### ATMOS RS 221 ENT

Radiofrequency surgery for:

- snore therapy
- tonsilectomy
- coagulation
- and further ENT treatments

..... 211 - 217



### VIO 50 C

Cutting and coagulating with high-frequency surgery

..... 218 - 219

Symbols



Helpful  
information




DVD available  
on this topic



## Service & Further Information

page 220 - 245



### Service products

Measuring and test equipment

.....220 - 226



### Product Training & Instructions for use

Advice and services all around your ATMOS products

.....227 - 228



### Maintenance and inspection

For the perfect operation of your treatment unit

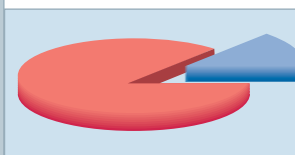
.....229



### ATMOS Partners worldwide

Around the globe. Around the clock. Anytime.

.....231 - 242



### Facts and figures about ATMOS

.....244



### ATMOS Academy

Training courses around the world.

.....245



### ATMOS MedizinTechnik GmbH & Co. KG

Ludwig-Kegel-Str. 12, 14-16, 18 ■ 79853 Lenzkirch/Germany

Phone +49 7653 689-374 ■ Fax +49 7653 68986-374

ENT@atmosmed.com ■ www.atmosmed.com

Symbols



Helpful  
information



DVD available  
on this topic

## ENT Treatment units – Innovation out of tradition



Already since the end of the sixties, ATMOS MedizinTechnik has been developing, producing and selling ENT therapy and treatment units. It began with the ATMOS Therapy pillar “Harzburg”. Immediately followed by the launch of the model “SERVANT” which is successful until today. The generation from thence has been consequently refined.

ATMOS is known for offering to each demand/request/requirement and each budget an optimal and innovative combination/ solution. And that all over the world!

**Choose between the following models:**

- **ATMOS S 61 Servant**  
ENT diagnostic and therapy system of top class
- **ATMOS S 61 Servant Sets**  
The economical sets for your individual requirements
- **ATMOS C 21 / C 31 Economy**  
Functional ENT treatment unit including ergonomics and design
- **ATMOS C 11 Systema**  
Effective working efficiency.
- **ATMOS A 11 LED**  
The solution for the mobile ENT work field

# DVD ATMOS S 61 Servant



This presentation film is a 'must' for anyone who has been entrusted with the task of planning and purchasing a new ENT workstation ...

To request a free copy of the new ATMOS S61 Servant DVD please contact us or download a copy from our website:

**[www.atmosmed.com](http://www.atmosmed.com)**

**ATMOS MedizinTechnik GmbH & Co KG**

Tel: + 49 7653 689-374

Fax: + 49 7653 68986-374

ENT@atmosmed.com





# ATMOS S 61 Servant

The special features of the ATMOS S 61 Servant



We have been  
certified acc.  
to




EN ISO 9001  
EN ISO 13485



### Design

Your patients should feel comfortable in your practice. An appealing design and a wide choice of colours create a pleasant surrounding.



### Ergonomics

With the modular configuration, all the important functions and diagnostic equipment are arranged to provide perfect ergonomic working conditions.



### Price performance

We have made it possible for you to select only the functions you really need - this will ensure you stay within your budget and get the treatment unit you need.



### Mobility



With the addition of castors at the rear of the system, the workstation can be easily relocated or manoeuvred for clinic room cleaning.



### Modularity / Use of space

The amount of space in the ENT outpatient department is becoming increasingly limited. However, you do not want to limit your treatment possibilities. The modular concept of the ATMOS S 61 Servant guarantees the perfect use of space.



### Hygiene

The concept of the treatment unit starts with hygiene:

- Clear separation between clean and contaminated area
  - Instrument management
  - Endoscope management with control of disinfection time
- are only some features.



### Maintainability / Retrofitting

Service displays will indicate when it is necessary to change consumable items; this will help prevent any unexpected system breakdowns. The flexibility of the system also allows for retrofitting should you wish upgrade the system functionality as your clinic grows.

# ATMOS S 61 Servant

The modular system –  
An innovation to suit every room and every budget



Standard colour		Further colours				
Standard colour: ocean (RAL 5005 signal blue)		sapphire (RAL 5003 sapphire blue)	terra (RAL 2001 red-orange)	coco (RAL 1015 light ivory)	apple (RAL 6019 white-green)	basic (RAL 7046 grey 2)
						turquoise (RAL 5018 turquoise)

## ATMOS S 61 Servant – Definitely a good decision!

You know exactly which services you would like to offer your patients but your budget is limited. The modularity of the ATMOS S 61 Servant enables the perfect configuration of your treatment unit.

The amount of space in the ENT outpatient department is becoming increasingly limited. However, you do not want to limit your treatment possibilities. The modular concept of the ATMOS S 61 Servant guarantees the perfect use of space.

You established an individual treatment method and now you need an individual positioning of the different functions in your treatment unit? Take advantage of the design alternatives offered by the ATMOS S 61 Servant.

Yet again you have to move clinics. The clinic space or the functions required for treatment have changed. Why purchase a new treatment system? The modular concept and retrofitting possibilities of the ATMOS S 61 Servant allow your equipment specification to be upgraded at a favourable price.



### The ATMOS S 61 Servant

The complete solution from ATMOS consisting of:

- ENT workstation
- vision
- instruments
- therapy
- system



### ATMOS S 61 Servant ENT workstation

- Suction equipment
- Ear irrigation / thermal nystagmus stimulation
- Compressed air
- Light module / economy
- Instrument management



### ATMOS S 61 Servant vision

- Light modules
- Headlights
- Endoscope management
- ENT camera
- LED Stroboscope
- MedDoc Archiving system



### ATMOS S 61 Servant instruments

- Waste bin
- Deposit for used instrument
- Drawers
- Instrument management



### ATMOS S 61 Servant instruments

- Writing surface
- RF surgical device
- Smoke evacuation system



### ATMOS S 61 Servant system

- Microscope
- Instrument deposit
- Monitor Shelf
- Monitor arm
- Diagnostics board

ATMOS S 61 Servant ENT workstation

# The key element

The ENT workstation reduced to the essential.



- » suction system
- » ear irrigation / thermal nystagmus stimulation
- » compressed air
- » light module / economy
- » instrument management
- » supply modules

ATMOS S 61 Servant ENT workstation		REF
ATMOS S 61 Servant ENT workstation (230 V)		
<b>Basic ENT treatment unit for modular configuration of</b> <ul style="list-style-type: none"> <li>▪ Suction equipment,</li> <li>▪ Ear irrigation,</li> <li>▪ Compressed air system,</li> <li>▪ and LED light system.</li> </ul> Standard colour: Ocean (RAL 5005, signal blue) <b>Characteristics:</b> Sturdy steel casing, Service compartment with easy front access, Instrument deposit for 2 small trays, Mobility due to 2 castors on the rear of the device Basic module, sheet for instrument deposit, mains cable, operating instructions. Trays are not within the scope of delivery!	<input type="checkbox"/>	530.0000.0
ATMOS S 61 Servant ENT workstation (100 V)		
	<input type="checkbox"/>	530.0001.0
ATMOS S 61 Servant ENT workstation (115 V)		
	<input type="checkbox"/>	530.0002.0
ATMOS S 61 Servant ENT workstation (127 V)		
	<input type="checkbox"/>	530.0003.0
Information regarding the lacquering you can find at the end of this chapter!		







Suction equipment	REF
<p>The suction equipment of the <b>ATMOS S 61 Servant ENT workstation</b> can be adapted individually to your requirements and ambient conditions: Suction pumps are available in two performance classes (standard/professional), or if available you can use the central vacuum supply in your clinic. Due to the DDS (Direct-Docking-System), the secretion collection container of the <b>ATMOS S 61 Servant ENT workstation</b> is easy to be exchanged and easy to clean, especially in combination with the optionally automatic hygiene module. This module enables an easy cleaning of the complete secretion way. A wide range of usual disposable container systems are available in case you decided in favour of single-use systems.</p>	
<b>Suction system standard 40 l/min</b>	
<p><b>Characteristics:</b>  Almost noiseless with user-friendly automatic start-up, when removing the cannula adapter from the support. Secretion canister for an easy manual cleanout over direct docking connection in the service compartment. Secretion collection canister with mechanical overflow protection and bacterial filter.</p> <p><b>Technical data:</b>  Standard suction performance: 40 l/min, -91 kPa, Volume of the secretion canister: 1,25 l</p> <p>Included in delivery:  Hose adapter set, suction hose, secretion canister 1,25 l, bacterial filter (REF 340.0054.0)</p>	<input type="checkbox"/> 530.1010.0
<b>Suction system professional 55 l/min</b>	
<p><b>Technical data:</b>  Standard suction performance: 55 l/min bzw. -98 kPa, Volume of the secretion canister: 1,25 l</p> <p>Included in delivery:  Hose adapter set, suction hose, secretion canister 1,25 l, bacterial filter (REF 340.0054.0)</p>	<input type="checkbox"/> 530.1020.0
<b>Suction equipment for connection to central vacuum supply</b>	
<p>Included in delivery:  Hose adapter set, suction hose, secretion canister 1,25 l, bacterial filter (REF 340.0054.0).  Connecting hoses are not included in delivery!</p>	<input type="checkbox"/> 530.1030.0



①



②

Options for suction equipment		REF
<b>① Control and display of suction performance</b>  <b>Characteristics:</b> Display of negative pressure (vacuum gauge) and control of suction performance with rotational dial on the front control panel.	<input type="checkbox"/>	530.1040.0
<b>② Manual hose rinsing (hygiene module) with manual filling of the water storage canister.</b> <b>Characteristics:</b> To prevent blockages and bad odour in the suction system. Enables easy, regular cleaning of the suction hose, respectively the suction ways without splashes (integrated splash protection), and includes a readily accessible water storage canister in the service compartment. When touching the cannula adapter with the rinsing adapter the complete suction way is cleaned automatically. <b>Technical data:</b> Water storage canister 1,25 l in the service compartment. Included in delivery: 1 x ATMOS special cleanser (REF 080.0005.0)	<input type="checkbox"/>	530.1050.0
or		
<b>Manual hose rinsing (hygiene module) with fully-automatic filling system for water storage canister.</b>  <b>Characteristics:</b> To prevent blockages and bad odour in the suction system. interrupt-free use of the hose rinsing system. Included in delivery: Water storage canister 1,25 l in the service compartment, 1 x ATMOS special cleanser (REF 080.0005.0) <b>System requirements: water connection module (REF 530.2050.0) are required.</b> 	<input type="checkbox"/>	530.1060.0
<b>Automatic secretion canister evacuation</b> <b>Characteristics:</b> Enables interruption-free use of the suction system because the secretion collection canister is emptied at regular intervals with an integrated hose pump into the sullage. <b>System requirements: Water drainage system (REF 530.2060.0) is required.</b> 	<input type="checkbox"/>	530.1070.0
<b>Accessories for the suction system</b>		
<b>Suction bottle 1.25 ltr., graduated</b>	<input type="checkbox"/>	000.0544.0
<b>Lid DDS complete for secretion jar S 61 workstation to be used for manual or automatic jar evacuation. Please modify accordingly.</b>	<input type="checkbox"/>	530.0147.0
<b>Splash protection for suction</b>	<input type="checkbox"/>	312.0827.0
<b>Consummables for the suction system</b>		
<b>Bacterial filter for DDS secretion canister, 10 pcs.</b> disposable, not autoclavable, Change: daily, with same patient: ca. every 14 days	<input type="checkbox"/>	340.0054.0
<b>DDS-hose adapter set, Ø 6 mm + Ø 10 mm</b>	<input type="checkbox"/>	340.0057.0
<b>Suction hose complete 8 mm</b>	<input type="checkbox"/>	530.1144.0
<b>ATMOS special cleanser for suction channels</b> Concentrate to be added to the water storage container. For efficient hose cleaning, protects against residues and bad odor (100 ml).	<input type="checkbox"/>	080.0005.0

Optional disposable secretion management		REF
<b>Device for disposable secretion management Receptal®</b> <b>Characteristics:</b> For hidden use of Receptal® disposable bags 1 l in the service compartment. Included in delivery: 1 x Receptal® canister 1 l, 1 x Receptal® bag 1 l	<input type="checkbox"/>	530.1090.0
<b>Receptal® external canister 1 l</b>	<input type="checkbox"/>	312.0464.0
<b>Device for disposable secretion management Medi-Vac®</b> <b>Characteristics:</b> For hidden use of Receptal® disposable bags 1 l in the service compartment. Included in delivery: 1 x Medi-Vac® external canister 1 l, 1 x Medi-Vac® internal canister 1 l	<input type="checkbox"/>	530.1092.0
<b>Medi-Vac® canister 1 l</b>	<input type="checkbox"/>	312.0473.0
<b>Device for disposable secretion management Serres®</b> <b>Characteristics:</b> For hidden use of Receptal® disposable bags 1 l in the service compartment. Included in delivery: 1 x Serres® external canister 1 l, 1 x Serres® internal canister 1 l	<input type="checkbox"/>	530.1095.0
<b>Serres® external canister 1 l</b>	<input type="checkbox"/>	312.0465.0
<b>Consumables for disposable secretion management</b>		
<b>Receptal® suction bag 1 l, not autoclavable, 50 pcs.</b>	<input type="checkbox"/>	312.0463.0
<b>Medi-Vac® suction bag 1 l, not autoclavable, 50 pcs.</b>	<input type="checkbox"/>	312.0474.0
<b>Serres® suction bag, 1 l, not autoclavable, 36 pcs. with angled connection</b>	<input type="checkbox"/>	312.0466.0



①



②



③

Compressed air system		REF
Medication nebulisation with the compressed air system of the <b>ATMOS S 61 Servant ENT workstation</b> features by its easy handling:		
<ul style="list-style-type: none"> <li>One-handed adaptation of the various sprayer bottles to the compressed air handle.</li> <li>The nozzles of the various sprayers are quick and easy to exchange after every patient. Optional adjustable compressed air performance enable the comfortable use of Politzer olives.</li> </ul>		
① <b>Compressed air module</b>	With handle for a fast single-handed adaption of different medicament sprayers positioned in the workstation. <b>Technical data:</b> Compressed air max. 2 bar overpressure Included in delivery: Handle, 2 x sprayer straight for fluid medicaments, including changeable sprayer bottle (REF 506.5225.0), 1 x Sprayer with flexible nozzle for fluid and oily medicaments, inclusive changeable sprayer bottle (REF 506.5120.0)	<input type="checkbox"/> 530.3010.0
or		
<b>Compressed air module for connection to central gas supply</b>	Compressed air module with handle for a fast single-handed adaption different medicament sprayers positioned in the workstation. Included in delivery: Handle, 2 x sprayer straight for fluid medicaments, including changeable sprayer bottle (REF 506.5225.0), 1 x Sprayer with flexible nozzle for fluid and oily medicaments, including changeable sprayer bottle (REF 506.5120.0). Connecting hose is not included in delivery!	<input type="checkbox"/> 530.3030.0
<b>Options for compressed air module</b>		
② <b>Fine-adjustment and display for compressed air module</b>	Reduction for sensitive patients and for use with Politzer olives. Display on vacuum gauge. Included in delivery: Lug for Politzeradapter (REF 505.0284.0)	<input type="checkbox"/> 530.3040.0
<b>Accessories compressed air module</b>		
③ <b>Sprayer, straight, for fluid medications</b>	Including changeable sprayer bottle	<input type="checkbox"/> 506.5225.0
<b>Sprayer with flexible nozzle for fluid and oily medicaments</b>	Including changeable sprayer bottle	<input type="checkbox"/> 506.5120.0
<b>Sprayer for powdered medications</b>	Inclusive changeable sprayer bottle	<input type="checkbox"/> 505.0253.0
<b>Sprayer bottle</b>	For mounting straight and adjustable sprayers (REF 506.5225.0, REF 506.5120.0 and REF 505.0253.0).	<input type="checkbox"/> 000.0577.0
<b>Spare nozzle tube with swivel nut for sprayer</b>	Straight	<input type="checkbox"/> 505.0280.0
<b>Spare nozzle tube for sprayer with flexible nozzle</b>	Twistable by 360°	<input type="checkbox"/> 000.0219.0
<b>Consumable for compressed air module</b>		
<b>Spare hose for sprayer bottle after change of medication</b>	Included in delivery: 10 pcs.	<input type="checkbox"/> 506.5229.0



①



②

Ear irrigation	REF
<p>The ear irrigation module 37°C professional (<b>Hygrotherm</b>) provides up to 500 ml/min water at the right temperature. With the compressed air module the ear irrigation module (compressed air) offers the opportunity to use heated water for the ear irrigation. For the nystagmus stimulation the <b>module Variotherm plus</b> is used. Here the auditory canal is irrigated for a limited time with water, having a temperature between 20°C and 47°C, for thermal nystagmus stimulation.</p> <p>a) According to the rules of the drinking water regulation the operator is obliged to provide a water supply which is independent from the public drinking water network or to equip it with a free outlet acc. EN 1717. In the case that such an equipment is not available, ATMOS is able to offer a relevant solution (REF 530.2120.0).</p>	
<p>① <b>Ear irrigation module 37°C professional (Hygrotherm) a)</b></p> <p><b>Characteristics:</b></p> <p>Medical warm water irrigation module with irrigation handle, exchangeable and autoclavable jet connection. Continuous flow principle provides continuous irrigation water (connection to local water supply).</p> <p><b>Technical data:</b></p> <p>Rinsing temperature 36°C - 38°C adjustable,</p> <p>Flow fine-adjustment from 50 up to 500 ml/min at the handle.</p> <p>Included in delivery:</p> <p>Irrigation handle, splash protection made of plexiglass (501.0331.0), seal (501.0331.1), 1 x changeable jet connection 80 mm (508.0427.0), hose tips, 30 pcs. (REF 502.0844.0)</p> <p><b>System requirements:</b> water connection system (REF 530.2050.0) and water drainage system (REF 530.2060.0) are required.</p>	<p>□ 530.2020.0</p>
<p><b>or</b></p> <p>② <b>Ear rinse module compressed air</b></p> <p><b>Characteristics:</b></p> <p>Water supply container to adapt to the compressed air hand grip. For ear irrigation there are water storage canisters which provide 250 ml water heated to body temperature (To be filled with distilled or germ-free water by the user). After mounting the water storage canister to the compressed air handle, ear irrigation can be performed in using jet connections with splash protection.</p> <p>Included in delivery:</p> <p>2 water supply container à 250 ml, jet connection 80 mm (REF 508.0427.0), hose tips (REF 502.0844.0), splash protection (REF 501.0331.0), O-Ring for splash protection (REF 501.0331.1)</p> <p><b>System requirements:</b> Requires compressed air module REF 530.3010.0 or REF 530.3030.0.</p>	<p>□ 530.2080.0</p>



①



②



③



④

Thermal nystagmus stimulation (water)		REF
① Thermal nystagmus stimulation (Variotherm) a)	<input type="checkbox"/>	530.2030.0
<b>Characteristics:</b> Warm water module with quick, electronically-controlled water heating, including irrigation handle, exchangeable jet connection, splash protection, fine-adjustment.		
<b>Technical data:</b> Irrigation mode adjustable from 36°C ... 38°C, Stimulation mode (2 temperatures) 20°C ... 47°C, Variable stimulation time 1-99 s, arbitrary Included in delivery: Handle with fine-adjustment, jet connection 80 mm (REF 508.0427.0), splash protection (REF 501.0331.0), seal (REF 501.331.1), hose tips, 30 pcs. (REF 502.0844.0) <b>System requirements: water connection system (REF 530.2050.0) and water drainage system (REF 530.2060.0) are required</b>		
Accessories for ear irrigation / thermal nystagmus stimulation		
② Ear irrigation bowl	<input type="checkbox"/>	505.0353.0
Water collection bowl for connection to the suction system		
Ear irrigation bowl with separate suction channel	<input type="checkbox"/>	530.2070.0
<b>Characteristics:</b> Separate suction channel for collection of rinsing water is activated automatically when ear irrigation bowl is taken out.		
Included in delivery: Ear irrigation bowl, suction hose		
<b>System requirements: Clipboard (REF 530.0010.0) and water disposal module is required (REF 530.2060.0).</b>		
Jet connection for water irrigation handle 40 mm	<input type="checkbox"/>	502.0984.0
For ear irrigation handle at use with pluggable hygiene filter (REF 000.0918.0).		
Jet connection for water irrigation handle 80 mm	<input type="checkbox"/>	508.0427.0
Jet connection for water irrigation handle 110 mm	<input type="checkbox"/>	508.0429.0
Consumables for ear irrigation/ thermal nystagmus stimulation		
Hose tips	<input type="checkbox"/>	502.0844.0
Flexible hose tips, to be slipped on jet connection for exact guiding of the water jet. Included in delivery: 30 pcs.		
Splash protection to be slipped on jet connection	<input type="checkbox"/>	501.0331.0
③ Hygiene filter for water irrigation, sterile	<input type="checkbox"/>	000.0918.0
Membrane filter for connection to the irrigation handle. Medical product acc. to 93/42/EEC, service life 4 weeks (Luer Lock).		
Hygiene filter lock, sterile	<input type="checkbox"/>	000.0939.0
To prevent contamination or germs in the filter outlet during the period of non-use. Included in delivery: 100 pcs.		
Accessories for nystagmus stimulation		
Connection for nystagmus binoculars	<input type="checkbox"/>	530.4015.0
Integrated current supply for nystagmus binoculars (REF 530.4016.0).		
④ Nystagmus binoculars	<input type="checkbox"/>	530.4016.0
With inside light for connecting to treatment unit. <b>System requirements: Connection for nystagmus binoculars, REF 530.4015.0 is required</b>		

Supply modules		REF
<b>ATMOS Aqua Clean</b> Waterdisconnection-, decontamination- and decalcification unit for ATMOS S 61 ENT unit. <b>characteristics:</b> <ul style="list-style-type: none"> <li>▪ Disconnectedness freshwater/process water</li> <li>▪ Continuous decontamination</li> <li>▪ Decalcification</li> </ul> <b>Technical datas</b> 230 V, 50/60 Hz, max. flow capacity 1 l/min (compressed air), operating pressure 3,5 bar, dimensions (H x W x D): 550 x 265 x 160 mm Included in delivery: Connection material, 1 bottle of ATMOS Green & Clean WK, instruction manual	<input type="checkbox"/>	530.2120.0
<b>Water connection module a)</b> For direct connection to the drinking water network. With integrated aquastop including connecting hoses (L = 4 m). Water drainage module (REF 530.2060) is required.	<input type="checkbox"/>	530.2050.0
<b>Water prefilter for ENT units, can be flushed out</b> Included in delivery: 1 x reduction flange G3/4, 1 x cap nut R1, chrome, 1 x capillary solder fitting 90°, 1 x support for water filter, 2 seals RD 17x24x2, 2 x seal RD 21x30x2	<input type="checkbox"/>	502.0990.0
<b>Water drainage module</b> For connection to the local water drainage system, including lye pump and filling level control of collection container and drainage hose. Maximum lifting height: 350 mm.	<input type="checkbox"/>	530.2060.0
<b>Cable for potential balance</b> For connection of the module to the potential balance of the electrical installation.	<input type="checkbox"/>	530.0030.0
a) According to the rules of the drinking water regulation the operator is obliged to provide a water supply which is independent from the public drinking water network or to equip it with a free outlet acc. EN 1717. In the case that such an equipment is not available, ATMOS is able to offer a relevant solution (REF 530.2120.0).		

ATMOS S 61 Servant workstation

# Overview Ear irrigation

	compressed air module	water storage canister 2x 0.25 l	ATMOS Aqua Clean	water connection module	water drainage module	water storgae filter
Ear irrigation 37° (Hygrotherm)		✓				
Ear irrigation compressed air	+	✓				
Thermal nystagmus stimulation (thermal)			+	+	+	✓

✓ = Standard                      ● = Option                      + = Systemrequirements





①



②


Light module economy	REF
<p>The basic module of the <b>ATMOS S 61 Servant ENT workstation</b> offers a more simple alternative to the sophisticated optic module <b>ATMOS S 61 Servant vision</b>. The basic module enables the use of the innovative LED light source <b>ATMOS LS 21 LED</b> and the LED headlight <b>ATMOS HL 21 LED</b>. The ideal solution when scopes are rarely used. At the same time the advantages of the innovative ATMOS LED technology take effect:</p> <ul style="list-style-type: none"> <li>▪ Fragile light conductors are no longer needed.</li> <li>▪ LED light source and headlights have a long LED service life of approx. 50,000 h. Lamp exchanges are no longer necessary.</li> <li>▪ The light intensity is equal to the one of usual halogen cold light sources with 150 W.</li> <li>▪ Optional the mobile use of the LED light source and the LED headlight is possible for 4 hours by the powerful miniature battery (optional accessory).</li> </ul> <p><b>Ideal for examinations at the patient's bedside!</b></p>	
<p><b>Light module LED</b> 2 channels, for connection to the LED light source. ATMOS HL 21 LED for use with scopes and/or for the LED headlight. ATMOS HL 21 LED, module is switchable, only one channel is activated at a time (no automatic switching).</p>	<input type="checkbox"/> 530.4010.0
<p>① <b>LED headlight ATMOS HL 21 LED</b> LED headlight with long-life and high-performance white light LED <b>Characteristics:</b></p> <ul style="list-style-type: none"> <li>▪ Service life up to 50,000 h</li> <li>▪ Infinitely adjustable focusing optic</li> </ul> <p>Include in delivery: Headlight, cable 2 m, cable fixation clamp <b>System requirements:</b> Light module LED (REF 530.4010.0) or lithium-ionic accumulator (REF 507.4510.0) required.</p>	<input type="checkbox"/> 530.4020.0
<p>② <b>LED light handle ATMOS LS 21 LED</b> <b>LED light handle for direct connection to endoscopes and laryngoscopes</b> <b>Characteristics:</b> High-performance LED, 2 Watt/220 kLux, low operating costs due to the LED-durability of approx. 50,000 hours, connection with quick coupling for any optics, cable length: 1.90 m <b>Technical data:</b> Capacity: 2 Watt, brightness: 220 kLux, LED-durability: up to 50,000 hours, connection with quick coupling Included in delivery: 1 x LED-handle, 1 x endoscope adapter Wolf, operating instructions <b>System requirements:</b> Light module LED (REF 530.4010.0) or lithium-ionic battery pack (REF 507.4510.0) required.</p>	<input type="checkbox"/> 507.4600.0
<p><b>LED light handle ATMOS LS 21 LED, warm white</b> <b>LED light handle for direct connection to endoscopes and laryngoscopes</b> <b>Characteristics:</b> High-performance LED, 2 Watt/150 kLux, low operating costs due to the LED-durability of approx. 50,000 hours, connection with quick coupling for any optics, cable length: 1,90 m <b>Technical data:</b> Capacity: 2 Watt, brightness: 150 kLux, LED-durability: up to 50.000 hours, connection with quick coupling Included in delivery: 1 x LED-handle (warm white), 1 x endoscope adapter Wolf, operating instructions <b>System requirements:</b> Light module LED (REF 530.4010.0) or lithium-ionic battery pack (REF 507.4510.0) required.</p>	<input type="checkbox"/> 507.4602.0



①



②

Accessories for light module economy		REF
<b>Lithium-ionic rechargeable battery</b> <b>Battery for connection to ATMOS LS 21 LED light handle /</b> <b>ATMOS HL 21 LED headlight.</b> <b>Characteristics:</b> <ul style="list-style-type: none"> <li>▪ Powerful lithium-ionic-battery,</li> <li>▪ 2 operation modes: Eco- / Power mode</li> </ul> <b>Technical data:</b> Durability: approx. 4 h (eco mode) or approx. 2 h (power mode), charging time: max. 2 h (at full charge), weight: 80 g	<input type="checkbox"/>	507.4510.0
<b>Universal battery quick charging power pack (100 - 240 V)</b> Including multinational adapter.	<input type="checkbox"/>	011.1199.0
<b>Hook for headlight under the clipboard</b>  Hook for convenient storage of the LED headlight under the clipboard (no automatic switching). Please take into the account the space that is required to remove the headlight when planning the treatment unit!	<input type="checkbox"/>	530.2095.0
<b>① Headlight hook (upper work area)</b> Hook to conveniently hang the LED headlight over the work surface (no automatic switching).	<input type="checkbox"/>	530.2100.0
<b>② Slot for LED light source</b> For mounting to clipboards or the casing front wall of the ATMOS S 61 Servant.	<input type="checkbox"/>	530.0023.0



①



②



③



④

Module for lateral attachment left side or right side		REF
<b>Clipboard</b> for sidewise flaring/connection of the bench, Instrument deposit for 1 small tray (190 x 150 mm). Included in delivery: Retainer for suction hose respectively light conducting cable. Trays are not within the scope of delivery!	<input type="checkbox"/> left <input type="checkbox"/> right	<input type="checkbox"/> 530.0010.0
<b>① Clipboard with support for ear rinse bowl</b> Support for ear rinse bowl for easily accessible storage of the ear rinse bowl with integrated drip protection.	<input type="checkbox"/> left <input type="checkbox"/> right	<input type="checkbox"/> 530.2090.0
<b>② Clipboard with integrated cotton and tongue patches dispenser</b> Dispenser for consumables close to the patient for single-handed removal of cotton and tongue patches.	<input type="checkbox"/> left <input type="checkbox"/> right	<input type="checkbox"/> 530.6010.0
<b>③ Clipboard with integrated charging unit for Heine otoscopes (Nicatron)</b> Nicatron otoscopes support/recharging supp. integr. in working surface	<input type="checkbox"/> left <input type="checkbox"/> right	<input type="checkbox"/> 530.6020.0
Module for lateral attachment on the right side		
<b>Endoscopy Module incl. endoscope management unheated</b> Clipboard for integration of the option LED Light Cube and option hook for headlight with automatic switching. 1-channel endoscope management for rigid (REF 531.1060.0) or flexible (REF 531.1070.0) endoscopy and ATMOS Scope (REF 950.0350.0). For storage of endoscope in the working place. <b>System requirements: ATMOS S 61 Servant ENT workstation</b>	<input type="checkbox"/>	<input type="checkbox"/> 530.6090.0
<b>④ 4Endoscopy Module incl. endoscope management heated</b> The quivers for clean endoscopes are heated in order to prevent the scopes from fogging. Clipboard for integration of the option LED Light Cube and option hook for headlight with automatic switching. 1-channel endoscope management for rigid (REF 531.1060.0) or flexible (REF 531.1070.0) endoscopy and ATMOS Scope (REF 950.0350.0). For storage of endoscope in the working place. <b>System requirements: ATMOS S 61 Servant ENT workstation</b>	<input type="checkbox"/>	<input type="checkbox"/> 530.6060.0

ATMOS LED- and Endoscopy module

## High-power LEDs with daylight quality



- » Excellent illumination of 200 klux
- » Energy-efficient with only 9-watt electrical power
- » No disturbing fan noise due to passive cooling

Options for ATMOS Endoscopy module		REF
<b>Option LED Light Cube</b>		
<b>2-channel endoscopy illumination module for integration into the Clipboard Endoscopy for light systems based on light conductors with warm white high-performance LED.</b> <b>Characteristics:</b> <ul style="list-style-type: none"> <li>▪ 2-channel high-performance LED light source for light conductor</li> <li>▪ automatic light control</li> <li>▪ adapter for light conductor available with the following connections: Storz, Wolf, Pentax, Olympus, ACMI</li> </ul> <b>Technical Data:</b> Brightness light source: 160 up to 210 klx, 250 W, Service life LED light source: 50,000 h Included in delivery: Illumination module, 2 x Adapter for the light conductor with ATMOS / Storz connection, Please note:, Please order the adapter for light conductor of other manufactures, separately! <b>System requirements: Endoscopy module incl. endoscope management unheated (REF 530.6090.0) or endoscopy module incl. endoscope manangement heated (REF 530.6060.0)</b>	<input type="checkbox"/>	530.6080.0
<b>Accessories for ATMOS LED Light Cube</b>		
<b>Adapter for light conductor with ATMOS/Storz connection</b>	<input type="checkbox"/>	530.6100.0
<b>Adapter for light conductor with Olympus connection</b>	<input type="checkbox"/>	530.6101.0
<b>Adapter for light conductor with Pentax connection</b>	<input type="checkbox"/>	530.6102.0
<b>Adapter for light conductor with Wolf connection</b>	<input type="checkbox"/>	530.6103.0
<b>Adapter for light conductor with ACMI connection</b>	<input type="checkbox"/>	530.6104.0
<b>Set of adapters for light conductor</b>	<input type="checkbox"/>	530.6105.0
<b>Option hook for headlamp</b>		
<b>Hook for headlight with automatic switching</b> Hook for quick revmoval and storage of the headlight during examination. When removing the headlight from the hook the right light channel is automatically activated.	<input type="checkbox"/>	530.6070.0

High-power LEDs with daylight quality (5,200 K)!



## Endoscopy / LED light module



Sometimes due to the lack of space in ambulances or in small doctor's practices all the necessary functions cannot be ergonomically positioned as desired. Now ATMOS has the solution. The new ATMOS endoscopy module (optional with LED technology) offers the perfect ergonomics for minimal space requirements.

The ATMOS endoscopy module (optional with LED technology) can be attached to your available ENT treatment

system ATMOS S 61 Servant and therefore extended at any time.

The excellent light quality and the compact design give you the possibility to fully equip even small practices and outpatient departments.

Comparison of different light sources

Assess for yourself the comparison between the different light sources and the pleasant colour temperature:



Competitor 1

Competitor 2

ATMOS LED Light Cube

ATMOS Endoscopy / LED-Light module

## The special features:

*New*

### Endoscope management

Clean and used endoscopes can be hygienically separated and stored.  
Optionally the endoscope quivers are also available as a heated version in order to prevent fogging.

### Extremely space saving

It even fits in the smallest outpatient department.

### High-power LEDs

Daylight quality and an outstanding light intensity of 210 kLux (comparable to 250 W halogen) due to the specially developed optimized lighting system.  
Patent pending!



### Energy-efficient

More light intensity than 150 watt halogen by only 9 watt electric power!

### No more bulb exchange

due to the extremely long service life of the high-power LEDs (> 50,000 h).

### Automatic switching of the light channels

The respective light source switches on automatically when the endoscope is removed from the support. Alternatively a manual operation via buttons is also possible.

### Automatic switching of the headlight hook

The headlight is switched on automatically when you remove it from the hook (optionally available).  
operation via buttons is also possible.

### No disturbing fan noise

due to the passive cooling.

### Flexible adapter system

Applicable on all common makes (ATMOS, Storz, Wolf, Olympus, Pentax, ACMI).



We are gladly prepared to advise you on the optimization of your workflows!



## Overview attachments

	Instrument management (tray holder)	Headlamp hook (automatic)	Endoscope management (unheated)	Endoscope management (heated)	LED Light Cube	Holder light handle	Holder light conductors	Holder ear irrigation bowl
Clipboard	✓	—	✓	—	—	✓	●	—
Endoscope management	—	—	●	—	—	✓	●	—
Clipboard with holder for ear irrigation	✓	—	—	—	—	—	—	✓
Clipboard with integrated Tongue patches and cotton dispenser	—	—	—	—	—	✓	●	—
Clipboard with charging unit for Heine otoscopes	—	—	—	—	—	✓	●	—
Endoscoy module (unheated)	✓	●	●	●	●	○	2x ✓	—
Endoscoy module (heated)	—	●	—	✓	●	—	2x ✓	—

✓ = Standard


● = Option







— = not available



①

Instrument management		REF
① <b>Mirror quick heater</b>	Electrically operated heater for quick heating of scopes and instruments.	<input type="checkbox"/> 530.5010.0
<b>Heating module for instrument tray</b>	For heating instruments to body temperature on the instrument tray (only possible, if the ear irrigation module 37°C basic or the ear irrigation module compressed air is not used).	<input type="checkbox"/> 530.5020.0
<b>Instrument tray, melamine, small</b>	Dimensions: 190 x 150 mm	<input type="checkbox"/> 000.0746.0
<b>Instrument tray, anodised-aluminium, small</b>	Dimensions: 184 x 142 mm	<input type="checkbox"/> 508.0058.0
<b>Instrument tray, stainless steel, small</b>	Dimensions: 180 x 140 mm	<input type="checkbox"/> 508.0058.2
<b>Blind for handle support</b>	In case that individual handles are (temporarily) not installed, the supports can be blocked to avoid faulty operation.	<input type="checkbox"/> 530.0274.0
<b>ENT Instrument Set</b>		<input type="checkbox"/> 020.9000.0
<b>See an overview of all instruments on page 100!</b>		
<b>Special equipments</b>		
<b>Extended colour samples</b>	Select your colour for the housing from 6 different RAL colourings.	<input type="checkbox"/> 530.0020.0
<b>Special lacquering Structural lacquer (from RAL colour palette)</b>	There are more than 200 different colours available (RAL colour samples). Additional price for colours other than standard.	<input type="checkbox"/> 530.0021.0
<b>Special lacquering Smooth lacquer (from RAL colour palette)</b>	There are more than 200 different colours available (RAL colour samples). Additional price for colours other than standard.	<input type="checkbox"/> 530.0022.0
Variations of the imaged colour samples and the original colour are possible. Please ask for our pattern card!		

Standard colour
<b>ocean</b> (RAL 5005 signal blue)


Further colours					
<b>sapphire</b> (RAL 5003 sapphire blue)	<b>terra</b> (RAL 2001 red-orange)	<b>coco</b> (RAL 1015 light ivory)	<b>apple</b> (RAL 6019 white-green)	<b>basic</b> (RAL 7046 grey 2)	<b>turquoise</b> (RAL 5018 turquoise)
					



ATMOS S 61 Servant vision

# Professional visualisation

Also autonomous from the treatment unit applicable!



- » light module with cold light and LED technology
- » headlight with automatic switching
- » endoscope management
- » integrated ENT camera with computer archiving
- » integrated LED stroboscopy
- » placement area for instruments and medication bottles

ATMOS S 61 Servant vision		REF
<b>ATMOS S 61 Servant vision (230 V)</b>		
<b>Basic ENT module for visualisation for modular integration of</b> <ul style="list-style-type: none"> <li>▪ Light sources (halogen and LED)</li> <li>▪ ATMOS camera system</li> <li>▪ ATMOS LED stroboscope for voice diagnostics</li> <li>▪ Endoscope management</li> <li>▪ Standard colour: ocean (RAL 5005, signal blue)</li> </ul> <b>Characteristics:</b> Sturdy steel casing, instrument deposit for 2 small trays, mobility due to 2 castors on the rear of the device <b>Technical data:</b> Power consumption: depends on the modules attached, Circuit points: rubber connector, Dimensions (H x W x D): 885 x 412 x 540 mm Included in delivery: Basic module, connecting cable, operating instructions Trays are not within the scope of delivery!	☐	531.0000.0
<b>ATMOS S 61 Servant vision (100 V)</b>		
	☐	531.0001.0
<b>ATMOS S 61 Servant vision (115 V)</b>		
	☐	531.0002.0
<b>ATMOS S 61 Servant vision (127 V)</b>		
Trays are not within the scope of delivery!	☐	531.0003.0
<b>Information regarding the lacquering you can find at the end of this chapter!</b>		



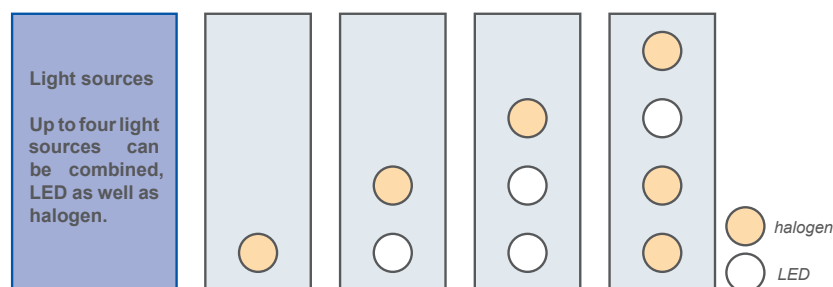
①



②

Halogen cold light sources		REF
The power supply for cold light systems (REF 531.1011.0) is required once.		
① <b>Power supply for cold light equipment</b> halogen 15 V / 24 V	<input type="checkbox"/>	531.1010.0
② <b>Cold light system halogen 15 V - 1 channel</b> Light sources (halogen cold light) for use with scopes with light conducting cable - integrated in the module ATMOS Servant S 61 Servant vision, lamp service life approx. 50 h, standard connection: Storz light conductor, alternatively: Olympus, Wolf, Pentax. The light source can manually be switched on and off or is automatically activated when the light conductor is removed from the support. Adjustable light intensity between 70-100%, including memory function. Included in delivery: 1 x Adapter Storz (plastic)	<input type="checkbox"/>	531.1020.0
<b>Cold light system high-performance halogen 24 V - 1 channel</b> Light source (halogen cold light) with high light intensity for use of endoscope with light conducting cable - integrated in the ATMOS S 61 Servant vision. Long lamp service life (approx. 300 h) due to electronic softstart. Standard connection: Storz light conductor, alternatively: Olympus, Wolf, Pentax. The light source can manually be switched on and off or is automatically activated when the light conductor is removed from the support. Adjustable light intensity between 70-100%, including memory function. Included in delivery: 1 x Adapter Storz (plastic)	<input type="checkbox"/>	531.1030.0
<b>Accessories for halogen cold light sources</b>		
<b>High-performance light guide cable</b> Ø 4,8 mm, L = 1,8 m, Storz-adapter, straight	<input type="checkbox"/>	950.0152.0
<b>Light conducting cable, Ø 3.5 mm, L = 1.7m, Storz, straight</b>	<input type="checkbox"/>	508.0663.0
<b>Light conducting cable, Ø 3.5 mm, L = 1.8 m, Storz angled, 90°</b>	<input type="checkbox"/>	508.0664.0
<b>Adapter sleeve for Storz connection</b> at ATMOS S 61 / ATMOS C21 / ATMOS C31 cold light module or ATMOS Endo-stroboscope L	<input type="checkbox"/>	507.0940.5
<b>Adapter sleeve for Olympus connection</b>	<input type="checkbox"/>	507.0940.6
<b>Adapter sleeve for Pentax connection</b>	<input type="checkbox"/>	507.0940.7
<b>Adapter sleeve for Wolf connection</b>	<input type="checkbox"/>	507.0940.8
<b>Adapter sleeve for flexible Olympus Video endoscopes</b> ATMOS Endo-stroboscope L	<input type="checkbox"/>	507.0947.0

#### Some examples for configuration possibilities





①

Module LED		REF
<b>LED light source for connection to LED light handle or LED headlight</b> Plug connector integrated in the service compartment of the ATMOS S 61 Servant vision. Automatic on/off switching when the light source is removed. Manual on/off switching is also possible. Adjustable light performance 70-100 %.	<input type="checkbox"/>	531.1040.0
<b>Accessories for LED light source</b>		
<b>① LED light handle ATMOS LS 21 LED</b> <b>LED light handle for direct connection to endoscopes and laryngoscopes</b> <b>Characteristics:</b> High-performance LED, 2 Watt/220 kLux, low operating costs due to the LED-durability of approx. 50,000 hours, connection with quick coupling for any optics, cable length: 1.90 m <b>Technical data:</b> Capacity: 2 Watt, brightness: 220 kLux, LED-durability: up to 50,000 hours, connection with quick coupling Included in delivery: 1 x LED-handle, 1 x endoscope adapter Wolf, operating instructions <b>System requirements:</b> Light module LED (REF 530.4010.0) or lithium-ionic battery pack (REF 507.4510.0) required.	<input type="checkbox"/>	507.4600.0
<b>LED light handle ATMOS LS 21 LED, warm white</b> <b>LED light handle for direct connection to endoscopes and laryngoscopes</b> <b>Characteristics:</b> High-performance LED, 2 Watt/150 kLux, low operating costs due to the LED-durability of approx. 50,000 hours, connection with quick coupling for any optics, cable length: 1,90 m <b>Technical data:</b> Capacity: 2 Watt, brightness: 150 kLux, LED-durability: up to 50.000 hours, connection with quick coupling Included in delivery: 1 x LED-handle (warm white), 1 x endoscope adapter Wolf, operating instructions <b>System requirements:</b> Light module LED (REF 530.4010.0) or lithium-ionic battery pack (REF 507.4510.0) required.	<input type="checkbox"/>	507.4602.0
<b>Accessories for LED light handle and LED headlight</b>		
<b>Lithium-ionic rechargeable battery</b> <b>Battery for connection to ATMOS LS 21 LED light handle / ATMOS HL 21 LED headlight.</b> <b>Characteristics:</b> <ul style="list-style-type: none"> <li>Powerful lithium-ionic-battery,</li> <li>2 operation modes: Eco- / Power mode</li> </ul> <b>Technical data:</b> Durability: approx. 4 h (eco mode) or approx. 2 h (power mode), charging time: max. 2 h (at full charge), weight: 80 g	<input type="checkbox"/>	507.4510.0
<b>Universal battery quick charging power pack (100 - 240 V)</b> Including multinational adapter.	<input type="checkbox"/>	011.1199.0



①

Headlights		REF
Depending on the selected light module the relevant headlight is used:		
<b>LED technology: ATMOS HL 21 LED</b> <ul style="list-style-type: none"> <li>Fragile light conductors are no longer needed</li> <li>LED light source and headlights have a long LED service life of approx. 50,000 h. Lamp exchanges are no longer necessary.</li> <li>The light intensity is equal to the one of usual halogen cold light sources with 150 W</li> <li>The powerful miniature battery pack (optional) allows the LED Headlight and LED light source to be fully mobile for up to 4 hours</li> </ul> <b>Ideal for examinations at the patient's bedside!</b>		
<b>Cold light sources (halogen)</b> <ul style="list-style-type: none"> <li>Headlight with light conducting cable</li> <li>Various models, depending on the requested design (CLAR 73, Binner).</li> </ul> The option is available to suspend all headlights from the automatic switching headlight hook, this automatically switches on the relevant light source by lifting the headlight. Manual switching is no longer necessary, you can fully concentrate on the treatment of your patient.		
<b>① LED headlight ATMOS HL 21 LED</b> LED headlight with long-life and high-performance white light LED <b>Characteristics:</b> <ul style="list-style-type: none"> <li>Service life up to 50,000 h</li> <li>Infinitely adjustable focusing optic</li> </ul> Include in delivery: Headlight, cable 2 m, cable fixation clamp <b>System requirements:</b> Light module LED (REF 530.4010.0) or lithium-ionic accumulator (REF 507.4510.0) required.	<input type="checkbox"/>	530.4020.0
<b>Cold light headlight</b>		
<b>Headlight acc. to Binner with headband, 90°</b> Headlight with light conducting cable, light model Light conducting cable 2.2 m, 90° connection, Storz-adapter for connection to cold light source	<input type="checkbox"/>	502.0515.5
<b>Headlight acc. to Binner without headband, 90°</b> Headlight with light conducting cable, Light conducting cable 2.2 m, 90° connection, Storz-adapter for connection to cold light source	<input type="checkbox"/>	502.0516.0
<b>Options for headlights</b>		
<b>Headlight suspension with automatic switching (back position)</b> Hook for the quick removal and storage of the headlight during patient examination. The light channel (cold light or LED) is automatically switched on by removing the headlight (position at back deposit area).	<input type="checkbox"/>	531.1050.0
<b>Headlight suspension with automatic switching (front position)</b>	<input type="checkbox"/>	531.0290.0



①



②



③

Options for endoscope management		REF
<p>During the examination with scopes you want to concentrate on your patient. The <b>ATMOS S 61 Servant vision</b> offers the perfect solution for endoscope handling: If required, clean endoscopes can be stored in a heated quiver. When removing the endoscopes which are connected to the light conductor respectively to the LED light source the corresponding light source is switched on automatically. After examination the scope can be deposited in a second quiver which can be filled with disinfectant solution. In case you would like to store the scope in the disinfectant solution for a defined period of time, a LED indication showing the desired disinfection time is optionally available. At a maximum 4 of the following endoscope management systems can be combined.</p>		
<p><b>1-channel endoscope management for rigid scopes</b>  For the safe and quick storage of scopes (max. L = 190 mm).  Included in delivery:  1 metal quiver (Ø 18 mm) for storage of clean scopes (optionally heated),  1 plastic quiver (Ø 35 mm) for storage of scopes (suitable for filling with disinfectant solution), 1 adapter for quiver, black (for Ø 18 mm)</p>	<input type="checkbox"/>	531.1060.0
<p><b>1-channel endoscope management for flexible scopes</b>  Max. length 500 mm.  For integration in clipboard endoscope management (REF 530.6030.0).  Included in delivery:  1 metal quiver (Ø 18 mm) for storage of clean scopes, (optionally heated), 1 metal quiver (Ø 35 mm) for storage of scopes, (suitable for filling with disinfectant solution), 1 adapter for quiver, black (for Ø 18 mm), 1 adapter for quiver, black (for Ø 35 mm)  1 protection sleeve for metal quiver (Ø 18 mm)  1 protection sleeve for metal quiver (Ø 35 mm)</p>	<input type="checkbox"/>	531.1070.0
<p><b>1-channel endoscope management for ATMOS Scope</b>  for safe storage of the ATMOS Scope  Included in delivery:  1 x metal quiver (Ø 18 mm) for storage of the clean ATMOS Scope, 1 x metal quiver (Ø 35 mm) for storage of the ATMOS Scope after use, (can be filled with disinfectant), 1 x support for storage of the used ATMOS Scope (950.0311.0), 1 x support for storage of the ATMOS Scope (950.0312.0), 1 adapter for quiver, black (Ø 18 mm), 1 adapter for quiver, black (Ø 35 mm)</p>	<input type="checkbox"/>	950.0350.0
<p><b>Endoscope heating</b>  To prevent endoscopes from fogging during the examination they are heated to body temperature in metal quivers. Module heats all channels of the endoscope management.</p>	<input type="checkbox"/>	531.1080.0
<p>① <b>Disinfection time monitoring</b>  After storage of the scope in the quiver, an electronic stop watch function can be activated at one key press for the requested disinfection period. The stop watch shows the duration of disinfection by means of a LED well as with an audio signal.  Please note: The disinfection management serves for intermediate storage and precleaning of endoscopes prior to reprocessing.</p>	<input type="checkbox"/>	531.1090.0
<b>Accessories for endoscope management</b>		
<p>② <b>Protective sleeve</b>  For endoscopes Ø 2.8 - 4 mm, teflon element for metal quiver.</p>	<input type="checkbox"/>	508.0777.5
<p><b>Fixation adapter for plastic quiver</b>  For safe storage of used endoscopes Ø 2,8-4 mm in the plastic quiver.</p>	<input type="checkbox"/>	508.0782.0
<p>③ <b>Drip tray</b>  Made of high-quality steel to collect cellulose strips for endoscope management.</p>	<input type="checkbox"/>	531.0098.0
<p><b>Blind for light conductor support</b>  To temporarily block light channels that are not required. Prevents incorrect use of the automatic light control.</p>	<input type="checkbox"/>	531.0271.0
<b>Recording for flexible endoscopes, left side</b>	<input type="checkbox"/>	531.0246.0
<b>Recording for flexible endoscopes, right side</b>	<input type="checkbox"/>	531.0163.0

# The ATMOS ENT cameras



**Innovation right before your eyes –  
the strength is in the details:**

- » Easy to operate
- » Easy exchange of endoscope
- » Easy focusing at the camera head
- » Digital monitor outlets
- » Pixel Error Protection (PEP)
- » Archiving interface

	Integrated image memory <sup>1)</sup>	Analogue monitor outputs / SXGA	Digital monitor outputs (VGA / DVI-I) <sup>2)</sup>	Archiving interface DV — ATMOS MedDoc <sup>3)</sup>	Data insertion stroboscopy <sup>4)</sup>	Pixel error protection <sup>5)</sup>	Automatic mode <sup>6)</sup>	Table device	Installation module ATMOS S 61 Servant
<b>ATMOS Cam 31 DV Data</b>	✓	✓	✓	✓	✓	✓	✓	507.5140.0	531.2090.0
<b>ATMOS Cam 31 DV</b>	✓	✓	✓	✓		✓	✓	507.5130.0	531.2070.0
<b>ATMOS Cam 31 Data</b>	✓	✓			✓	✓	✓	507.5120.0	531.2055.0
<b>ATMOS Cam 31</b>	✓	✓				✓	✓	507.5110.0	531.2065.0
<b>ATMOS Cam 21 DV Data</b>		✓	✓	✓	✓	✓	✓	507.5100.0	531.2080.0
<b>ATMOS Cam 21 DV</b>		✓		✓			✓	507.4120.0	531.2020.0
<b>ATMOS Cam 21</b>		✓					✓	507.4100.0	531.2010.0

## The overview table shortly explained

<sup>1)</sup> integrated image memory (1 image or 4 image mode), operation with foot switch.

<sup>2)</sup> DVI-I interface for digital connection to PC monitors.

<sup>3)</sup> IEEE 1394 (FireWire) – interface for archiving video und audio signal. Enables the camera to be connected to the ATMOS MedDoc archiving system.

<sup>4)</sup> Stroboscope mode to insert stroboscope data (level/dB and frequency/Hz) of the stroboscope ATMOS Strobo 21 LED into the video image.

<sup>5)</sup> As they get older, digital cameras are more likely to generate pixel errors. The field engineer is able to correct this defect in cameras with PEP and guarantee consistently high image quality.

<sup>6)</sup> When removing the endoscopes which are connected to the light conductor respectively to the LED light source from the support and the activation of the light channel, the camera is automatically adjusted to the previously used settings.



ATMOS ENT cameras		REF
<b>All our cameras include the following characteristics:</b> <b>Camera head</b> <ul style="list-style-type: none"> <li>▪ High-resolution CCD camera (1/3) with high light sensitivity and large depth of sharpness</li> <li>▪ Endoscope connection suitable for any medical endoscopes with standard connector</li> <li>▪ Simple to change endoscopes with one hand</li> <li>▪ Camera head has the option to control the digital zoom</li> <li>▪ Simple to control focusing using one handed when endoscope is inserted</li> <li>▪ Automatic white balancing</li> </ul> <b>Control unit</b> <ul style="list-style-type: none"> <li>▪ Extremely simple camera setting for the surgery routine:</li> <li>▪ Choice of lens (laryngoscope, endoscope, flexible endoscopes and microscope adapter)</li> <li>▪ Choice of type of light (halogen, xenon, stroboscope, innovative LED light)</li> <li>▪ Supply interfaces for innovative LED endoscope light source ATMOS LS 21 LED</li> <li>▪ 2 analogue monitor outputs, video standard NTSC, Y/C(S-VHS)) and FBAS (video)</li> </ul> <b>Technical data:</b> 1/3" CCD, 752 x 582 pixel, 45 db dynamic, 100-240 V~, max. 35 VA Degree of protect. BF, class I acc. to App.IX, EC Directive 93/42/EEC		
<b>The scope of delivery of the individual camera versions please see the article description.</b>		
<b>ATMOS Cam 21 (integrated in ATMOS S 61 Servant)</b> Included in delivery: Camera head, control device attached in ATMOS S 61 Servant vision, video cable S-VHS, operating instruction	<input type="checkbox"/>	531.2010.0
<b>ATMOS Cam 21 DV (integrated in ATMOS S 61 Servant)</b> Included in delivery: Camera head, control device attached in ATMOS S 61 Servant vision, video cable S-VHS, DV-cable PC 6/6 (REF 507.4261.0), DV cable laptop 6/4 (REF 507.4260.0), operating instruction	<input type="checkbox"/>	531.2020.0
<b>ATMOS Cam 21 DV Data (integrated in ATMOS S 61 Servant)</b> Included in delivery: Camera head, control device attached in ATMOS S 61 Servant vision, Data communication cable for measure and diversity ATMOS Strobo 21 LED, (REF 507.5016.0), Interlink (REF 507.4750.0), videocable S-VHS, DV-cable PC 6/6 (REF 507.4261.0), DV cable laptop 6/4 (REF 507.4260.0), operating instruction	<input type="checkbox"/>	531.2080.0
<b>ATMOS Cam 31 with image memory (integrated in ATMOS S 61 Servant)</b> Included in delivery: Camera head, control device attached in ATMOS S 61 Servant vision, Foot switch for image memory video cable S-VHS, operating instruction	<input type="checkbox"/>	531.2065.0
<b>ATMOS Cam 31 DV with image memory (integrated in ATMOS S 61 Servant)</b> Included in delivery: Camera head, control device attached in ATMOS S 61 Servant vision, Foot switch for image memory, video cable S-VHS, DV-cable PC 6/6 (REF 507.4261.0), DV cable laptop 6/4 (REF 507.4260.0), operating instruction	<input type="checkbox"/>	531.2070.0
<b>① ATMOS Cam 31 Data with image memory (integrated in ATMOS S 61 Servant)</b> Included in delivery: Camera head, control device attached in ATMOS S 61 Servant vision, Foot switch for image memory, Data communication cable for measure and diversity ATMOS Strobo 21 LED, (REF 507.5016.0), Interlink (REF 507.4750.0), Video cable S-VHS, operating instruction	<input type="checkbox"/>	531.2055.0
<b>ATMOS Cam 31 DV Data with image memory (integrated ATMOS S 61 Servant)</b> Included in delivery: Camera head, control device attached in ATMOS S 61 Servant vision,, Foot switch for image memory, Data communication cable for measure and diversity ATMOS Strobo 21 LED, (REF 507.5016.0) Interlink (REF 507.4750.0), videocable S-VHS, DV-cable PC 6/6 (REF 507.4261.0),, DV cable laptop 6/4 (REF 507.4260.0), operating instruction	<input type="checkbox"/>	531.2090.0
<b>You will find more information on this in the chapter ENT cameras!</b>		



①



①



②



LED stroboscope		REF
Modern LED technology enables the stroboscopic examination at the treatment unit to be performed as easy as the endoscopic larynx diagnostics. High-performance white light LED and a sophisticated microphone electronics quickly provide an image of the mucosal wave. The <b>ATMOS Strobe 21 LED</b> can be integrated into the operation panel of the <b>ATMOS S 61 Servant vision</b> .		
① <b>ATMOS Strobe 21 LED (integrated in ATMOS S 61 Servant)</b> Integrated, noiseless stroboscope with flash light and pilot light for vocal cord diagnostics based on LED technology. <b>Characteristics:</b> Including attachable LED light source for direct connection to existing laryngoscopes, freeze image with variable phasing and slow motion mode, adjustable with foot switch. Display of voice frequency and sound pressure level, audio output for archiving the voice signal (including Included in delivery: 1 x Airborne noise microphone for ATMOS Strobe 21 LED, 1 x dongle clip for interlink, 1 x power cord, 1 x cable audio cinch-cinch mono, 1 x LED light handle, 1 x endoscope adapter Wolf, operating instructions	<input type="checkbox"/>	531.2050.0
<b>Permanent power supply</b> Is required when the ATMOS Strobe 21 LED and a camera module is requested.	<input type="checkbox"/>	531.0030.0
<b>Accessories for LED stroboscope</b>		
② <b>Body sound microphone adapter for voice asthenic patient</b> Stethoscope adapter for clip microphone for a better connection of the microphonesignal to the stroboscope control.	<input type="checkbox"/>	507.4775.0
<b>Special equipment</b>		
<b>Module door, slotted for feed-in of light conductors</b> For integration of automatic feed-in of light conductors.	<input type="checkbox"/>	531.0500.0
<b>Automatic feed-in for light conductors / cables</b> Spring retraction system for automatic retraction of light conductors and cables into the housing (max. 5 pcs). <b>System requirements: Option REF 531.0500.0 module door slotted is required.</b>	<input type="checkbox"/>	531.0300.0
<b>Storage compartment (small) at user level</b> If a camera and LED stroboscope are not integrated, the storage surface may be extended to include storage compartments. Dimensions approx. (W x H x D) 118 mm x 95 mm x 150 mm (max. 2 compartments)	<input type="checkbox"/>	531.0280.0
<b>Extended colour samples</b> Select your colour for the housing from 6 different RAL colourings.	<input type="checkbox"/>	530.0020.0
<b>Special lacquering Structural lacquer (from RAL colour palette)</b> There are more than 200 different colours available (RAL colour samples). Additional price for colours other than standard.	<input type="checkbox"/>	530.0021.0
<b>Special lacquering Smooth lacquer (from RAL colour palette)</b> There are more than 200 different colours available (RAL colour samples). Additional price for colours other than standard.	<input type="checkbox"/>	530.0022.0



# Instrument management tailor-made

Instruments | Deposit of used instruments  
Writing surface | Waste bin | Radiofrequency surgery |  
Smoke evacuation



ATMOS S 61 Servant  
instruments


ATMOS S 61 Servant  
instruments XL  
with the options  
upper level and  
roller-shutter cover.

ATMOS S 61 Servant  
instruments XXL


## Instrument deposit – space arrangement options



instrument deposit



ATMOS S 61 instruments XL



XXL

## ENT instrument cabinets

The ENT outpatient clinic in particular frequently requires extensive, freely accessible storage spaces for instruments, ... even if instruments are increasingly stored in the drawers for hygiene reasons. The storage area in the ATMOS instrument cabinets is organised using coordinated instrument trays. Important: 1 large tray can always be replaced by 2 small trays. This enables instrument storage to be organised flexibly and individually.

The trays are available in stainless steel and anodised aluminium.

### Tray dimensions:

a) large tray (284 mm x 184 mm)



b) small tray (184 mm x 142 mm)



c) narrow tray (various sizes,  
e.g. 381 mm x 46 mm)



ATMOS S 61 Servant instruments

# Drawers - combination possibilities



## Free choice:




The ATMOS S 61 instruments adapts to your flow of work and your habits. According to your requirements you can combine drawers and create an individual workplace. There-with you have all necessary instruments and work equipment at your fingertips – well-arranged and hygienic.



Middle Drawer



with a small drawer at the bottom





**Please note:**





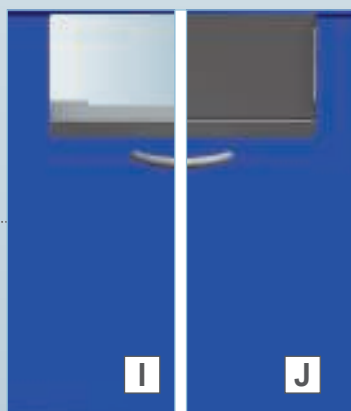
There are only 2 heated drawers possible per configured tower.

**Available drawers**

**REF**

<b>A</b>	Pull-out writing surface	532.0440.0
<b>B</b>	Flat drawer	532.0540.0
<b>C</b>	Flat drawer with soft close	532.0550.0
<b>D</b>	Flat drawer with soft close and heated	532.0590.0
<b>E</b>	Standard drawer	532.0650.0
<b>F</b>	Standard drawer with soft close	532.0660.0
<b>G</b>	Instrument drawer	532.0560.0
<b>H</b>	Instrument drawer with soft close	532.0570.0
<b>I</b>	Waste disposal (height = 4 flat drawers)	532.0670.0
	Waste disposal, soft close	532.0680.0
<b>J</b>	Waste disposal high, with cover	532.0670.0 + 532.0585.0
<b>K</b>	Waste disposal (height = 3 flat drawers)	532.0690.0
	Waste disposal, soft close	532.0700.0
<b>L</b>	Instrument deposit	532.0610.0
<b>M</b>	Instrument deposit with soft close	532.0620.0
<b>N</b>	Instrument deposit (wet disposal)	532.0630.0
<b>O</b>	Instrument deposit (wet disposal) with soft close	532.0640.0

Find specifications and dimensions of all drawers on the following pages with the corresponding REF number.



ATMOS S 61 Servant

# ATMOS S 61 Servant instruments



- » complete separation of waste disposal and instrument deposit
- » rapid change of instrument bowl and disposal
- » systematic tray structure
- » roller-shutter cover
- » different drawers

Please note:  
Any options can be integrated into the modules ATMOS S 61 instruments XL and ATMOS instruments XXL unless specified otherwise

ATMOS S 61 Servant instruments		REF
ATMOS S 61 Servant instruments		
Basic ENT instruments cabinet with roller-shutter cover for modular integration of: Waste bin, deposit for used instruments, drawers, writing surface Characteristics: <ul style="list-style-type: none"><li>▪ Sturdy steel housing</li><li>▪ Roller-shutter cover</li><li>▪ Shelf for trays (without drawer): 2 big trays and 4 small trays on instrument deposit, 2 small trays above the roller-shutter cover and an instrument tray (small) (REF 532.0146.0)</li><li>▪ 1 drawer standard direct under the instruments deposit</li><li>▪ Mobility by 2 castors on the rear side of the device</li></ul> Technical data: Dimensions: H 885 x W 412 x D 540 mm, standard colour: Ocean (RAL 5005, signal blue) Included in delivery: Basic module without trays Please order optional drawer with position Please note: The instrument cabinet can, besides the standard drawer under the instrument deposit also be equipped with 3 drawers (standard) Both upper drawers could be replaced by two drawers (flat) i. e. maximal 1 drawer (standard) and 4 drawers (flat)	<input type="checkbox"/>	532.2100.0

ATMOS S 61 Servant instruments XL	REF
<p><b>Basic module ENT instrument cabinet</b></p> <p>With large instrument storage area for modular integration of: waste bin, instruments dropping, push trays, writing surface</p> <p><b>Characteristics:</b></p> <ul style="list-style-type: none"> <li>▪ Sturdy steel housing</li> <li>▪ Large clear barrier, upwards fold-away</li> <li>▪ Storage area for trays (without drawer): 3 large or 6 small trays on instrument deposit</li> <li>▪ 1 drawer standard direct under the instruments deposit</li> <li>▪ Mobility by 2 castors on the rear side of the device</li> </ul> <p><b>Technical data:</b></p> <p>Dimensions H 890 x W 646 x D 530 mm, standard colour: Ocean (RAL 5005, signal blue)</p> <p>Included in delivery: Basic module without trays please order optional drawer with position</p> <p><b>Please note:</b> The instrument cabinet can beside the standard drawer under the instrument deposit be equipped with 3 drawers (standard). Both upper could be replaced by two drawers (flat) that is to say maximal 1 drawer (standard) and 4 drawer (flat). The ATMOS S 61 Servant instruments XL can neither be upgraded with system frame nor with additional storage shelves.</p>	<p>□ 532.0500.0</p>
ATMOS S 61 Servant instruments XXL	
<p><b>Double basic module ENT instrument cabinet</b></p> <p>With large instrument storage compartment and roller-shutter cover for modular integration of: waste bin, instruments dropping, push trays, writing surface</p> <p><b>Characteristics:</b></p> <ul style="list-style-type: none"> <li>▪ Sturdy steel housing</li> <li>▪ Roller-shutter cover</li> <li>▪ Storage area for trays (without drawer): 12 large or 24 small trays on instrument deposit in the 3 level</li> <li>▪ 2 drawers standard direct under the instruments deposit</li> <li>▪ Mobility by 2 castors on the rear side of the device</li> </ul> <p><b>Technical data:</b></p> <p>Dimensions: H990 x W 897 x D 555 mm standard colour: Ocean (RAL 5005, signal blue)</p> <p>Included in delivery: Basic module without trays, please order optional drawer with position</p> <p><b>Please note:</b> The instrument cabinet can beside the standard drawer under the instrument deposit be equipped with 2 x 3 drawers (standard). Four upper drawers could be replaced by two drawers (flat) i. e. maximal 2 drawers (standard) and 8 drawers (flat).</p>	<p>□ 532.0400.0</p>
<p><b>Please note:</b></p> <p>Two shallow drawers can be replaced by a standard drawer. The lower drawer should have at least a standard height or be replaced by waste bins (height = 3 or 4 shallow drawers).</p>	
<p><b>Information regarding the lacquering you can find at the end of this chapter!</b></p>	

Options drawers		REF
<b>Drawer, flat</b> Has space for 2 large instrument trays (height is equivalent to 0.5 x standard). Please order trays separately, not include in delivery	<input type="checkbox"/>	532.0540.0
<b>Drawer, flat (soft facing)</b> Soft facing enabled comfortable soundless closing of the drawer by easy crashing of the drawers. Has space for 2 large instrument trays (height is equivalent to 0.5 x standard). Please order trays separately, not include in delivery!	<input type="checkbox"/>	532.0550.0
<b>Drawer, standard</b> Has space for 2 large instrument trays. Height is equivalent for 2 flat drawers. Please order trays separately, not include in delivery!	<input type="checkbox"/>	532.0650.0
<b>Drawer, standard (soft facing)</b> Has space for 2 large instrument trays. Height is equivalent for 2 flat drawers. Soft facing enabled comfortable soundless Closing of the drawer by easy crashing of the drawers. Please order trays separately, not include in delivery!	<input type="checkbox"/>	532.0660.0
<b>Drawer, flat (soft facing) heated (230 V)</b> Instrument deposit place get continual heated on body temperature has space for 2 large instrument trays (aluminium or stainless steel). Please order trays separately, not include in delivery! System requirements: Supply module for power supply is required (REF 532.0110.0).	<input type="checkbox"/>	532.0590.0
<b>Drawer, shallow (airmatic) heated (100 V - 127 V) Supply module for power supply is required (REF 532.0110.0).</b>	<input type="checkbox"/>	532.0600.0
<b>Drawer with integrated support (height = 3 flat drawers)</b> Drawer with integrated support for plastic refuse bags for waste colle or fixation of consumables. Please note: position below Included in delivery: 50 refuse bags	<input type="checkbox"/>	532.0690.0
<b>Drawer with integrated support (height = 3 flat drawers), soft facing</b> Drawer with integrated support for plastic refuse bags for waste colle or fixation of consumables. Please note: position below Included in delivery: 50 refuse bags	<input type="checkbox"/>	532.0700.0
<b>Instrument drawer with aperture, standard height</b> To accommodate devices with afresh accessible operation area (e.g. for radiofrequency surgical instruments ATMOS RS 221 ENT). Enable an easy operation of the devices with front blind. Line connector cable could be lead through the rear side of the instruments cabinet. <b>Technical data:</b> Aperture for devices (H x D): 134 x 283 mm	<input type="checkbox"/>	532.0560.0
<b>Instrument drawer with aperture, standard height</b> To accommodate devices with afresh accessible operation area (e.g. for radiofrequency surgical instruments ATMOS RS 221 ENT). Enable an easy operation of the devices with front blind. Line connector cable could be lead through the rear side of the instruments cabinet. Soft facing enabled comfortable soundless Closing of the drawer by easy crashing of the drawers. <b>Technical data:</b> Aperture for devices (H x D): 134 x 283 mm	<input type="checkbox"/>	532.0570.0
<b>Compartment for smoke evacuation system</b> To install the smoke evacuation system ATMOS SE 6501	<input type="checkbox"/>	533.1026.0



ATMOS SE 6501

# Smoke evacuation



- » minimises dispersion of viruses and bacteria
- » free view
- » no unpleasant odors
- » also suitable for laser

The use of electrosurgical devices is linked with the following problems:

- » Health risk due to toxic gases, harmful aerosols, and human viruses.
- » An obscured view in the operating field associated with unpleasant smells.

The smoke evacuation system ATMOS SE 6501 is the perfect supplement to the ATMOS RS 221 ENT

Options smoke evacuation		REF
<b>Smoke Evacuation Module ATMOS SE 6501 (230 V)</b> Microprocessor-controlled unit for removing and filtering surgical smoke <b>Characteristics:</b> <ul style="list-style-type: none"> <li>▪ Pump performance up to 600 l/min</li> <li>▪ Filter control</li> <li>▪ Automatic control through radio surgical device possible</li> </ul> <b>Technical data:</b> 230 V $\pm 10\%$ , 50/60Hz Throughput: > 600 l/min with new filter Filter characteristics: ULPA, Retention 99,9999% @ 0,01 $\mu\text{m}$ DIN EN 1822-1 Weight: 10,7 kg Performance: 330 W (max 690 W by attempt) Included in delivery: Air hose 1,8 m (REF 005.0204.0), hose connector (REF 000.0688.0), prefilter (HEPA) (REF 445.0004.0), Main filter device (ULPA) (REF 445.0040.0), line cord, operating instructions <b>System requirements: Supply module for power supply is required (REF 532.0110.0).</b>	<input type="checkbox"/>	533.1025.0
<b>Standard rail set</b> Standard rail for lateral adaptation of accessories to ATMOS S 61 Servant instruments	<input type="checkbox"/>	532.0450.0
<b>Joint arm with 3 joints for fixation to standard rail</b> autoclavable, stretched length approx. 1.3 m, with 5 hose supports for hose $\varnothing$ 22 mm	<input type="checkbox"/>	445.0060.0



①



②



③

Consumables for ATMOS SE 6501 (smoke evacuation system)		REF
① <b>Main filter device</b> (ULPA 99,9999% @ 0,01m / 3-steps gas filter) Change: after approx. 150 patients	<input type="checkbox"/>	445.0040.0
② <b>Pre-filter (HEPA)</b> with connections Ø 22 mm (M/W), sterile, not autoclavable, 50 pcs., to be used for laser ablations Change: 1 x per patient	<input type="checkbox"/>	445.0044.0
③ <b>Air hose, internal Ø = 10 mm, L = 1.8 m</b> autoclavable up to 132 °C, made of hytrel, connecting sockets made of silicone, Change: after 50 x autoclaving	<input type="checkbox"/>	005.0204.0
<b>Air suction handle for smoke-evacuation</b> surgery handles, clip-on handle, air hose Ø 10 mm, L = 2,5 m, 25 pcs., Change: 1 x per patient	<input type="checkbox"/>	445.0063.0
<b>Hose connector, straight, Ø 22 mm (m) to Ø 10 mm (m)</b>	<input type="checkbox"/>	000.0689.0
<b>Hose connector, straight Ø 22 mm (f) to Ø 10 mm (m)</b>	<input type="checkbox"/>	000.0688.0



①

Options deposit for used instruments		REF
<b>① Instrument deposit, standard height</b> Drawer element for easy disposal of used instruments. The instruments may be disposed of in the integrated plastic container (instrument disposal receptacle) when the drawer is closed. The instrument disposal receptacle may be optionally filled with disinfectant. The drawer may be opened to ensure that the instrument disposal receptacle can be exchanged safely. Drawer element Instrument deposit receptacle incl. lid Position: middle / top Included in delivery: 1 x disposal receptacle for drawer is supplied.	<input type="checkbox"/>	532.0610.0
<b>Instrument deposit (soft facing), standard height</b> <b>Characteristics:</b> Drawer element for easy disposal of used instruments. The instruments may be disposed of in the integrated plastic container (instrument deposit receptacle) when the drawer is closed. The instrument deposit receptacle may be optionally filled with disinfectant. The drawer may be opened to ensure that the instrument deposit receptacle can be exchanged safely. Soft facing enabled comfortable soundless closing of the drawer by easy crashing of the drawers. Included in delivery: Instrument deposit receptacle incl. lid (REF 501.7751.0 + 506.7752.0)	<input type="checkbox"/>	532.0620.0
<b>Instrument deposit (wet disposal), standard height</b> <b>Characteristics:</b> Drawer element for easy disposal of used instruments. The instruments may be disposed of in the integrated plastic container (instrument deposit receptacle) when the drawer is closed. The instrument deposit receptacle may be optionally filled with disinfectant. The drawer may be opened to ensure that the instrument deposit receptacle can be exchanged safely. Soft facing enabled comfortable soundless closing of the drawer by easy crashing of the drawers. All the components that are likely to be splashed are made from stainless steel for preventative of corrosion by disinfectant. Included in delivery: Instrument deposit receptacle incl. lid (506.7751.0 and 506.7752.0)	<input type="checkbox"/>	532.0630.0
<b>Instrument deposit (wet disposal) with soft facing, standard height</b> <b>Characteristics:</b> Drawer element for easy disposal of used instruments. The instruments may be disposed of in the integrated plastic container (instrument deposit receptacle) when the drawer is closed. The instrument deposit receptacle may be optionally filled with disinfectant. The drawer may be opened to ensure that the instrument deposit receptacle can be exchanged safely. All the components that are likely to be splashed are made from stainless steel for preventative of corrosion by disinfectant. Soft facing enabled comfortable soundless closing of the drawer by easy crashing of the drawers. Included in delivery: Instrument deposit receptacle incl. lid (506.7751.0 and 506.7752.0)	<input type="checkbox"/>	532.0640.0
<b>Accessory deposit for used instruments</b>		
<b>Spare bowl for used instruments</b> Enables a smooth workflow at the treatment unit during instrument cleaning/ disinfection. Please order lid (REF 506.7752.0) separately.	<input type="checkbox"/>	506.7751.0
<b>Cover for instrument bowl</b>	<input type="checkbox"/>	506.7752.0
<b>Stainless steel sieve for instrument deposit</b> Adoption in instrument deposit receptacle for easy extraction of instruments by wet dropping ( out of disinfection). Adapted for instrument deposit receptacle (REF 506.7751.0).	<input type="checkbox"/>	506.7759.0



①

Option waste bin		REF
<b>Waste bin without panel (height = 4 flat drawers)</b> Drawer with integrated support for plastic refuse bags for waste colle Included in delivery: 50 refuse bags	<input type="checkbox"/>	532.0670.0
<b>Waste bin without panel (height = 4 flat drawers), soft facing</b> Drawer with integrated support for plastic refuse bags for waste colle Included in delivery: 50 refuse bags	<input type="checkbox"/>	532.0680.0
<b>Accessories waste bin</b>		
<b>Cover for waste bin</b> Screen for treatment waste	<input type="checkbox"/>	532.0585.0
<b>Accessory writing surface</b>		
① <b>Pull-out writing surface</b> For storage of paper or also of instruments (stainless steel feeling). By assembly of pull-out writing surface direct under the instrument storage the height of the standard drawers will be reduced.	<input type="checkbox"/>	532.0440.0
<b>Option for ATMOS S 61 servant instruments XL</b>		
<b>Instrument storage top level for ATMOS S 61 Servant instruments XL</b> Additional level of instrument storage for ATMOS S 61 Servant instruments XL (space for 3 additional large instrument trays), lower level extendible at the front. Included in delivery: Instrument deposit with a transparent cover, without trays.	<input type="checkbox"/>	532.0510.0
<b>Roller shutter cover 2nd level (slidable backwards)</b>		
<b>Roller shutter cover replaces the cover to protect the the instrument deposit from contamination and unwanted access.</b> Offers space for 3 small trays above the roller shutter. <b>Technical data:</b> Raises the unit cabinet by further 3 cm <b>System requirements:</b> Can only be ordered in connection with REF 506.7030.0.	<input type="checkbox"/>	506.7730.0
<b>Options ATMOS S 61 Servant instruments and instruments XL</b>		
<b>Mirror pre-heater (230 V)</b> Heated mirror holder for approx. 50 mirrors (mirror size max. Ø 26 mm) For prevention of clouded mirrors heated. <b>Technical data:</b> Dimensions: 140 x 180 mm, equates the face of a small tray. Left/ right rotating on/off switch. <b>System requirements:</b> Supply module for power supply is required (REF 532.0110.0).	<input type="checkbox"/>	532.2050.0
<b>Mirror pre-heater (100 - 127 V)</b> Heated mirror holder for approx. 50 mirrors (size K-K7). (mirror size max. Ø 26 mm) Mirrors are heated to body temperature (38°C) to prevent from fogging <b>System requirements:</b> Supply module for power supply is required (REF 532.0110.0).	<input type="checkbox"/>	532.2051.0



①



②




③







Options only for ATMOS S 61 Servant instruments XXL		REF
<b>① Mirror pre-heater XXL for ATMOS S 61 Servant instruments XXL</b> Heated mirror holder for approx. 70 mirrors (mirror size max. Ø 28 mm) <b>Technical data:</b> Dimensions: 184 x 70 mm System requirements: Supply module for power supply is required (REF 532.0111.0 or REF 532.0110.0) Only possible in ATMOS S 61 Servant instruments XXL.	<input type="checkbox"/>	532.0520.0
<b>Supply modules</b>		
<b>Power supply for ATMOS S 61 Servant instruments (230 V)</b> Included in delivery: connection cable for cold devices plug	<input type="checkbox"/>	532.0110.0
<b>Power supply for ATMOS S 61 Servant instruments (100 - 127 V)</b> Included in delivery: connection cable for cold devices plug	<input type="checkbox"/>	532.0111.0
<b>Optional equipment</b>		
<b>Lock for roller-shutter cover for ATMOS S 61 Servant instruments</b> For protection of the instruments deposit of illegal access. Included in delivery: keys	<input type="checkbox"/>	532.1010.0
<b>Central locking system for drawers</b> For protection of the drawers of illegal access could all drawers be locked central at the module front. Included in delivery: 2 keys include in delivery	<input type="checkbox"/>	532.2110.0
<b>Instrument management, instrument trays</b>		
<b>Instrument tray, anodised-aluminium, small</b> Dimensions: 184 x 142 mm	<input type="checkbox"/>	508.0058.0
<b>Instrument tray, anodised aluminium, large</b> Dimensions: 284 x 184 mm	<input type="checkbox"/>	505.0516.0
<b>Instrument tray, stainless steel, small</b> Dimensions: 180 x 140 mm	<input type="checkbox"/>	508.0058.2
<b>Instrument tray, stainless steel, large</b> Dimensions: 280 x 180 mm	<input type="checkbox"/>	505.0516.2
<b>Tray, narrow for instrument deposit module on system frame</b> Dimensions: 183 x 46 mm	<input type="checkbox"/>	534.0146.0
<b>Tray, narrow for instrument deposit</b> For use with aluminium / stainless steel instrument trays. Dimensions: 381 x 46 mm	<input type="checkbox"/>	532.0146.0
<b>Serrated instrument holder, small</b> For controlled storage of instruments on small instrument trays. Adapted for small instrument trays. (REF 508.0058.0 or 508.0058.2, not included in delivery)	<input type="checkbox"/>	508.0567.0
<b>② Serrated instrument holder, large</b> For controlled storage of instruments on large instrument trays. Adapted for large instrument trays. (REF 505.0516.0 or 505.0516.2, not included in delivery)	<input type="checkbox"/>	508.0566.0
<b>③ Holder for ear specula / Politzer olives (in a small tray)</b> For controlled storage of ear specula on small instrument trays. Adapted for small instrument trays. (REF 508.0058.0 or 508.0058.2, not included in delivery)	<input type="checkbox"/>	508.0545.0
<b>One large instrument tray can always be replaced by 2 small ones.</b> <b>(applies only to stainless steel and aluminium trays)</b>		



①

① <b>Instrument tray, melamine, small</b> Dimensions: 190 x 150 mm	<input type="checkbox"/>	000.0746.0
<b>Instrument tray, melamine, large</b> Dimensions: 190 x 300 mm	<input type="checkbox"/>	000.0747.0
<b>Tray, narrow (stainless steel)</b> for use with melamine instrument trays 381 x 31 mm	<input type="checkbox"/>	532.0145.0
<b>Tray, narrow for instrument deposit module (for use with melamine trays)</b> Dimensions: 183 x 31 mm	<input type="checkbox"/>	534.0145.0
<b>Caution:</b> <ul style="list-style-type: none"> <li>▪ Please note that in the use of melamine trays the appropriate narrow trays are used, because the dimensions of the trays made of aluminium / stainless steel deviate.</li> <li>▪ In the drawers trays (only stainless steel / aluminium) may be used.</li> <li>▪ Also in the deposit of the ATMOS S 61 Servant instruments XXL can only trays made of aluminium / stainless steel are used.</li> </ul>		
<b>ENT Instrument Set</b>	<input type="checkbox"/>	020.9000.0
<b>See an overview of all instruments on page 100!</b>		
Sonderausstattungen		
<b>Extended colour samples</b> Select your colour for the housing from 6 different RAL colourings.	<input type="checkbox"/>	530.0020.0
<b>Special lacquering Structural lacquer (from RAL colour palette)</b> There are more than 200 different colours available (RAL colour samples). Additional price for colours other than standard.	<input type="checkbox"/>	530.0021.0
<b>Special lacquering Smooth lacquer (from RAL colour palette)</b> There are more than 200 different colours available (RAL colour samples). Additional price for colours other than standard.	<input type="checkbox"/>	530.0022.0
Variations of the imaged colour samples and the original colour are possible. Please ask for our pattern card!		

Standard colour
<b>ocean</b> (RAL 5005 signal blue)


Further colours						
<b>sapphire</b> (RAL 5003 sapphire blue)	<b>terra</b> (RAL 2001 red-orange)	<b>coco</b> (RAL 1015 light ivory)	<b>apple</b> (RAL 6019 white-green)	<b>basic</b> (RAL 7046 grey 2)	<b>turquoise</b> (RAL 5018 turquoise)	
						



ATMOS S 61 Servant system

# The „functional frame“!

The ideal add-on to the ATMOS S 61 Servant modules



- » Offers maximum service directly at the treatment unit
- » Integration of the ENT examination microscope has been approved
- » Extended instrument placement area
- » Diagnostic devices at the workstation
- » There are storage shelves close to the patient, therefore devices can easily be integrated in the work area.



Besides the basic equipment images and specifications also contain optional functions.

ATMOS S 61 Servant system	REF
<b>System frame</b> <b>The ATMOS S 61 Servant system</b> offers the appropriate frame for sophisticated treatment units. Here the particular <b>ATMOS S 61 modules</b> are safely placed and protected against slipping and vibrations. Up from 3 modules the <b>ATMOS S 61 Servant system</b> enables the vibration-free integration of a microscope at the treatment unit <b>ATMOS S 61 Servant</b> . Furthermore this system frame offers the possibility to integrate further instrument placement areas and deposits.	
<b>ATMOS S 61 Servant system for 2 modules</b> Stable system frame for 2 modules ATMOS S 61 Servant <b>Characteristics:</b> <ul style="list-style-type: none"> <li>▪ System frame for flaring of the ENT unit about microscope</li> <li>▪ monitor support</li> <li>▪ instrument deposit module</li> <li>▪ 3 deposit boards</li> </ul> Adjustable supports assure a certain stand and exact arrangement of adapted microscopes. <b>The microscope column is no include in delivery!</b> <b>Please note: The ATMOS S 61 Servant system for 2 modules has to be screwed into the floor, if a microscope is integrated in the workstation!</b>	<input type="checkbox"/> 534.1005.0
<b>ATMOS S 61 Servant system for 3 modules</b> Stable system frame for 2 modules ATMOS S 61 Servant <b>The microscope column is no include in delivery!</b>	<input type="checkbox"/> 534.1010.0
<b>ATMOS S 61 Servant system for 4 modules</b> Stable system frame for 2 modules ATMOS S 61 Servant <b>The microscope column is no include in delivery!</b>	<input type="checkbox"/> 534.1020.0
<b>ATMOS S 61 Servant system 3 modules and instruments XXL</b> Sturdy system frame for 3 modules in combination with ATMOS S 61 Servant instruments XXL	<input type="checkbox"/> 534.0160.0
<b>ATMOS S 61 Servant system 4 modules and instruments XXL</b> Sturdy system frame for 4 modules in combination with ATMOS S 61 Servant instruments XXL	<input type="checkbox"/> 534.0161.0

Rear walls for system frame		REF
<b>Rear wall for ATMOS S 61 Servant system for 2 modules</b> Blind for rear side with pluggable sheet metal. Rear walls could be removed for cleaning and service purposes.	<input type="checkbox"/>	534.1006.0
<b>Rear wall for ATMOS S 61 Servant system for 3 modules</b>	<input type="checkbox"/>	534.1015.0
<b>Rear wall for ATMOS S 61 Servant system for 4 modules</b>	<input type="checkbox"/>	534.1025.0
<b>Working surface for mounting to the ATMOS S 61 Servant system</b> <b>Technical data:</b> Dimensions (D x W): 570 x 600 mm, height of the working surface: 728 mm Included in delivery: Bearing incl. clamp on system frame, working surface and supporting foot (height adjustable) <b>System requirements: System frame ATMOS S 61 Servant system is needed!</b>	<input type="checkbox"/>	534.2090.0



①



②

Option microscope		REF
The automatic switching activates the microscope illumination automatically when the microscope is used. The magnification changer offers various magnifications for the perfect adaptation of the image to the examination surrounding. A beam splitter can be integrated directly in front of the ocular enabling the connection of an <b>ATMOS ENT camera</b> . With it, all microscopic examinations can be viewed. In addition, if requested, the examination results can be archived with the documentation system <b>ATMOS MedDoc</b> on the computer.		
① <b>ENT-Examination microscope OPMI pico</b> ENT-Examination microscope with magnification changer <b>Characteristics:</b> <ul style="list-style-type: none"> <li>Automatic light connection over incline connection in microscope arm</li> <li>5-steps magnification changer</li> <li>Spectacle wearers oculars with indiv. adjustable distance</li> </ul> <b>Technical data:</b> Objective f = 250 mm, wide-angle straight tube f = 170 mm, oculars with 10 x magnification, 5-steps magnification changer (0,4/0,6/1/1,6/2,5) Included in delivery: Microscope with support and swivel arm, Microscope column for ATMOS S 61 Servant system frame, Objective and 2 spectacle wearers oculars, T-handle, casing, Light cable for connection on light source <b>System requirements: Halogen light source from ATMOS S 61 Servant vision or external cold light module (REF 534.2040.0)</b>	<input type="checkbox"/>	534.2010.0
② <b>Beam splitter for ENT microscopes with integrated camera connection</b> Adapter between microscope head and ocularmount with endoscope adapter for camera head wit endoscope adapter.	<input type="checkbox"/>	508.1633.0
<b>HD adapter</b> for upgrading analogue colposcopes/microscopes with Sony Nex 5 digital system camera. Suitable for the current models from Zeiss an Kaps. Display of image and video data in full HD (1920 x 1080), adaption via e-mount bayonet coupling. Included in delivery: HD imaging port including beam splitter, operating instructions <b>Please note: Sony Nex 5 digital camera is not included in delivery!</b>	<input type="checkbox"/>	600.0194.0
<b>Slanted microscope column</b> for attachment to the system frame of the ATMOS S 61 Servant	<input type="checkbox"/>	534.0170.0
<b>Cold light module for microscope, 150 W (230 V)</b> By operation of external cold light modules dropped the automatic connection of the microscope.	<input type="checkbox"/>	534.2040.0
<b>Further microscopes</b>		
<b>OPMI pico with floor stand and halogen light source</b> With automatic on/off switching objective f = 250 mm, wide-angle straight tube f = 170 mm, 2 spectacle wearer oculars with 10 x magnification, incl. 5-steps magnification changer (0,4 x - 2,5 x), T-handle, dust cover, light conductor.	<input type="checkbox"/>	508.1660.0
<b>OPMI pico with wall bracket and halogen light source</b> With automatic on/off switching objective f = 250 mm, wide-angle straight tube f = 170 mm, 2 spectacle wearer oculars with 10 x magnification, incl. 5-steps magnification changer (0,4 x - 2,5 x), T-handle, dust cover, light conductor.	<input type="checkbox"/>	508.1665.0



①



②



③



④



⑤



⑥

ATMOS microscope		REF
<b>ATMOS i View 21 microscope</b>		
<b>① ENT examination microscope with integrated, fanless high transmission, high performance LED illumination in the microscope head</b> <b>Characteristics:</b> <ul style="list-style-type: none"> <li>Integrated high performance white-light-LED</li> <li>Automatic light control over tilt sensor</li> <li>Optimized stereo effect by 24 mm stereo basis</li> <li>5-steps magnification changer (0,4/0,6/1/1,6/2,5)</li> <li>Binocular straight tube f = 160 mm</li> <li>2x wide-field eyepiece 10x, plug-in with (diopter compensation, spectacle-wearer oculars)</li> </ul> <b>Technical data:</b> Supply voltage: 100 - 230 V Luminescence: 50 klux (300 mm), 125 klux (200 mm) Service life LED: 50.000 h, Colour temperature: 5,200 K Included in delivery: dust cover, operating instructions	☐	538.0000.0
<b>Objectives</b>		
<b>Objective: 200 mm</b> internal Ø frame: 56 mm	☐	538.1000.0
<b>Objective: 250 mm</b> internal Ø frame: 56 mm	☐	538.1100.0
<b>Objective: 300 mm</b> internal Ø frame: 56 mm	☐	538.1200.0
<b>Objective: 400 mm</b> internal Ø frame: 56 mm	☐	538.1300.0
<b>Visualisation</b>		
<b>Integrated SD camera for single-handed operation at the head</b> resolution: 752x582 pixel, video norm: NTSC, S-video output	☐	539.1400.0
<b>② Endoscope adapter</b>	☐	538.1800.0
<b>③ HD-adapter for digital camera with Sony E-Mount bayonet connection for 5x magnification changer (e.g. Sony NEX-5)</b> Included in delivery: camera connection for E-Mount, covering cap for microscope and camera connections	☐	538.1900.0
<b>Handgrips</b>		
<b>④ T-handle for ATMOS i View</b>	☐	538.1500.0
<b>⑤ Lateral double handle for ATMOS i View</b> Handle infinitely variable	☐	538.1600.0
<b>Statives</b>		
<b>Wall stand</b>	☐	538.2800.0
<b>⑥ Microscope column for ATMOS S 61 Servant</b>	☐	538.2200.0
<b>Monitor arm for wall mount or floor stand</b> lifting capacity: 25 kg	☐	605.1400.0
<b>Support arm for equipment on floor stand</b> Lifting capacity: 15 kg	☐	605.1300.0
<b>Microscope arm</b>		
<b>Mechanical support arm ENT</b> Arm length: 1475 mm	☐	538.2000.0

These images also contain optional functions.



①

#### Module for instrument deposit

##### ① Module for instrument deposit (40 cm broad)

for assembly of the system frame

##### Characteristics:

This module offers the possibility to considerably enlarge the space for instrument storage. There is space for 4 small or 2 large trays on 2 levels and an additional narrow tray (REF 534.0145.0 resp.

REF 534.0146.0) depending on the material of the instrument trays used. To avoid contamination of the instruments, the storage deposit is fitted as standard with a roller shutter cover.

Included in delivery:

Instrument deposit module incl. Connection for system frame.

Trays are not included in delivery.

☐ 534.3040.0



②

##### ② Module for instrument deposit (40 cm broad) heightened

for assembly of the system frame

##### Characteristics:

This module offers the possibility to considerably enlarge the space for instrument storage. There is space for 4 small or 2 large trays on 2 levels and an additional narrow tray (REF 534.0145.0 resp.

REF 534.0146.0) depending on the material of the instrument trays used. To avoid contamination of the instruments, the storage deposit is fitted as standard with a roller shutter cover.

Included in delivery:

Instrument deposit module incl. Connection for system frame.

Trays are not included in delivery.

☐ 534.3045.0



③

##### Tray, narrow for instrument deposit module (for use with melamine trays)

Dimensions: 183 x 31 mm

☐ 534.0145.0

##### Tray, narrow for instrument deposit module on system frame

Dimensions: 183 x 46 mm

☐ 534.0146.0

##### Lock for roller-shutter cover for ATMOS S 61 Servant instruments

For protection of the instruments deposit of illegal access.

Included in delivery: keys

☐ 532.1010.0



④

##### ③ Shelf (glass), 40 cm broad

For assembly of the system frame

##### Characteristics:

Stable glass end

Dimensions: W: 40 cm , D: 30 cm, H: 17 cm

Included in delivery:

Deposit board incl. connection for system frame

☐ 534.3050.0

##### Shelf (metal), 40 cm broad

For assembly of the system frame

##### Characteristics:

metal shelf, varnished

Dimensions: W: 40 cm , D: 30 cm, H: 17 cm

Included in delivery:

Deposit board incl. connection for system frame

☐ 534.3060.0

##### Glass shelf, heightened

Height of feet: 300 mm

☐ 534.3055.0

##### ④ Metal shelf, heightened

Height of feet: 300 mm

☐ 534.3065.0

##### Shelf adapter

For direct mounting of shelves, modules for instrument deposit resp. monitor support to the ATMOS S 61 Servant (without system frame).

Included in delivery:

Shelf adapter, clamp for mounting on S61-module

☐ 534.3090.0

Monitor arms		REF
<b>Monitor arm for shelf adapter or system frame</b> For direct mounting to the ATMOS S 61 Servant. Monitor connection dimensions: VESA 75 and 100 Included in delivery: Monitor support with rod for insertion in the system frame/ shelf adapter. <b>Monitor is not included in delivery!</b>	☐	534.3095.0
<b>Monitor arm ATMOS S 61 ENT professional</b> <b>For ergonomic integration any examination monitors in the treatment environment</b> <b>Characteristics:</b> The monitor arm enabled an easy position of the monitor as well as beside the patient chair during examination <ul style="list-style-type: none"> <li>▪ in front of the microscope column for demonstration purposes</li> </ul> Included in delivery: Monitor arm with attachment screws for system frame, High quality SVHS-video cable, length 5m (REF 008.0882.0), for connection of ENT cameras on monitor <b>Monitor is no include in delivery!</b> <b>System requirements: System frame REF 534.1005.0, REF 534.1010.0 or REF 534.1020.0 is required for adaptation.</b>	☐	534.3020.0
<b>Monitor</b> <b>Medical TFT-Monitor 17"</b> <b>Monitor for medical applications</b> <b>Characteristics:</b> 17" TFT-Monitor with medical-power supply for use near the patient with video and computer connection <b>Technical data:</b> Video input Y/C-SVHS and FBAS, release 1280 x 1024, 300 cd/m <sup>2</sup> 100-240 V Include in delivery: TFT-Monitor, medical-power supply, operating instruction	☐	534.3010.0
<b>Medical 19" LCD monitor Sony LMD-1950MD</b> <b>Monitor for medical applications</b> <b>Characteristics:</b> Top quality SXGA panel (1280x1024) with digital 10-bit signal processing; optimised for endoscopic examinations. Top quality with regard to image brightness, first-class contrast and colour depth, max. angle of vision (89°), 5:4 display with anti reflection coating <b>Technical data:</b> Performance: 66 W, weight: 9.7 kg, voltage range: 100-240 V~ Included in delivery: Monitor, VESA-fitting, DVI cable, medical-power supply, operating instructions	☐	534.3015.0
<b>Medical 15" video / PC monitor</b> <b>Medical monitor for connection to ATMOS Scope and ATMOS Cam (video outlet)</b> <b>Characteristics:</b> 15" (38 cm) LCD/TFT monitor, 1024 x 768, XGA, NeoV optical glass, 4 ms, white, sturdy metal housing, quick reaction time of 4 ms, high contrast ratio (3000:1), high brightness (350 cd/m <sup>2</sup> ), DVI compatible for high quality display, shortcut key for the preferred video mode, automatic adaptation for perfect adjustment, Kensington safety equipment, VESA standard wall support <b>Technical data:</b> Performance: 36 W, weight: 4.8 kg, voltage range: 100-240 V~ Included in delivery: Monitor, Medical power supply, 15-Pin D-Sub cable, 24-Pin DVI-D cable, S-Video cable, CVBS cable, operating instructions, CD ROM <b>Please note: The monitor can be connected via the CVBS interface to the ATMOS Cam 21/31. The DVI and VGA inputs are not compatible with the ATMOS Cam 21/31.</b>	☐	534.3005.0



### Ear irrigation / ATMOS S 61 Servant ENT workstation

REF

Technical data	Ear irrigation
Power consumption	1500 W
Voltage	220 - 240 V~ ± 10 %; 50/60 Hz Special voltage: 100 - 127 V~ ± 10 %; 50/60 Hz
Connections	- Power connection - Water supply - Water drainage - Connection for double-barreled hose
Classifications	Protection class (EN 60601-1) Degree of protection: type B; Classification acc. to Annex IX, EC directive 93/42/EEC: IIa
Water flow rate	0-450 ml/min
Water temperature	adjustable from 36°C up to 38°C
Temperature indication	Accuracy ± 0,5 °C ± ½ digit

The stated technical data are valid at the moment of printing, and are subject to change!

### Thermal nystagmus stimulation / ATMOS S 61 ENT workstation

Technical data	Thermal nystagmus stimulation
Power consumption	1500 W
Voltage	220 - 240 V~ ± 10 %; 50/60 Hz Special voltage: 100 - 127 V~ ± 10 %; 50/60 Hz
Connections	- Power connection - Water supply - Water drainage - Connection for double-barreled hose
Classifications	protection class (EN 60601-1): I; protection degree: type B; protection category: IPX0; class IIa (acc. to appendix IX EC directive 93/42/EEC)
Water flow rate	0-450 ml/min
Water temperature	- Irrigation mode: adjustable from 36°C up to 38°C - Stimulation mode: adjustable from 20°C - 47°C, 2 channels
Temperature indication	Accuracy ± 0.8 °C ± ½ digit (can only be guaranteed with unchanged ambient conditions)

The stated technical data are valid at the moment of printing, and are subject to change!

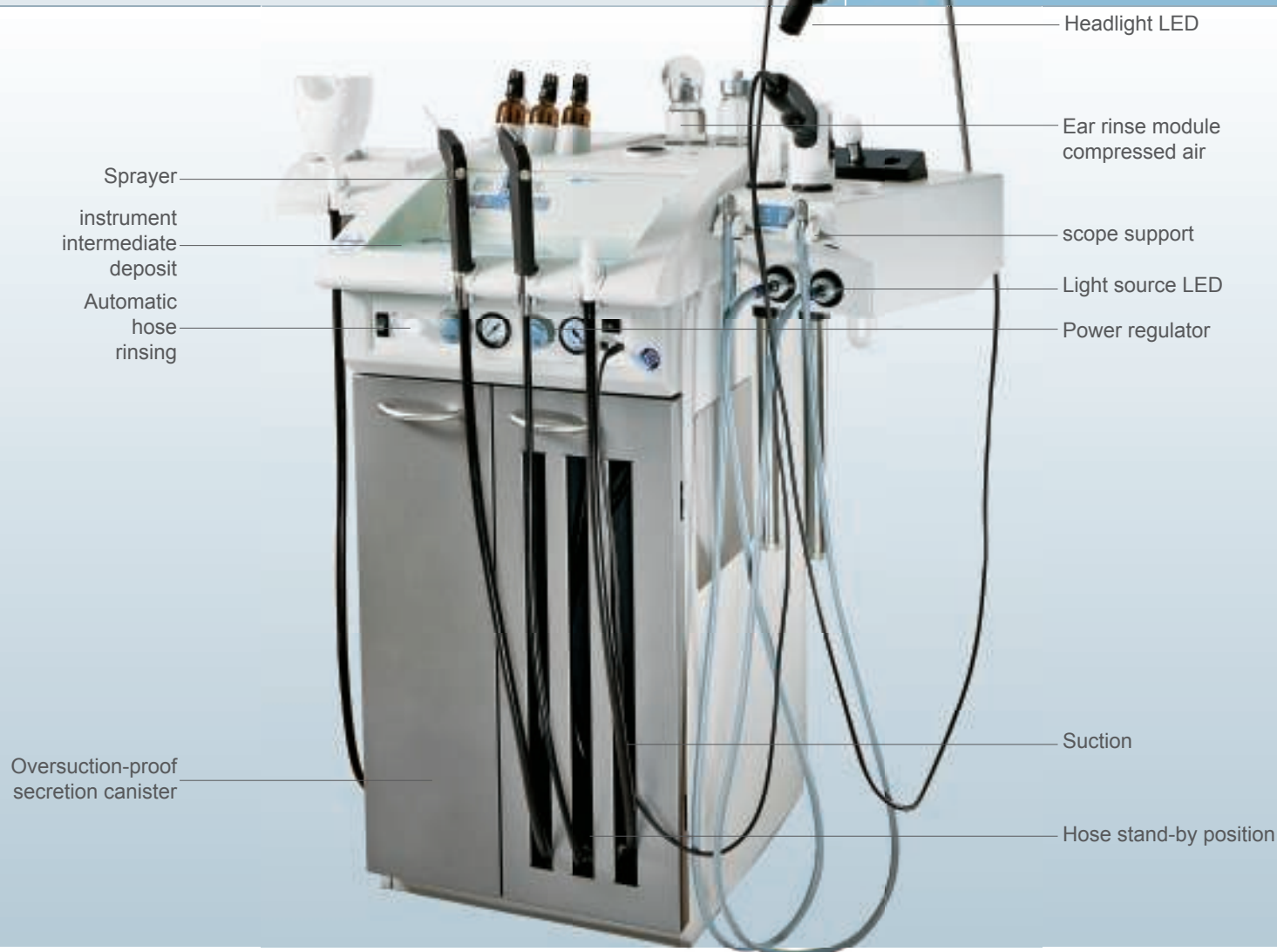
<b>ATMOS S 61 Servant vision / LED stroboscopy</b>	<b>REF</b>
--	------------

Technical data	ATMOS Strobo 21 LED
Operation modes	continuous lighting; slow motion 0,5 up to 2 Hz; freeze image 0° - 400° phase shifting, adjustable via foot switch
Noise level	no noise emission
Power consumption	30 VA
Dimensions (H x W x D)	118 x 139 x 280 mm
Weight	5 kg
Voltage	100 - 240 V~, 50/60 Hz
Flash frequency	70 - 1000 Hz without reduction
Noise level measuring range	70 - 125 dB
Precision of Sound level display	± 1dB
Service life of LED light source:	approx. 50,000 h

The stated technical data are valid at the moment of printing, and are subject to change!

# ATMOS S 61 Servant

Individual ENT treatment units  
thanks to maximum modularity



## Definitely a good decision!

The ATMOS S 61 Servant has progressed in a very short time period since its launch to become 'the standard' for ENT workstations.

From performing routine tasks within an outpatient setting allowing for efficient clinic use through to use in junior and senior consulting rooms requiring high functionality for more advanced diagnostic capability – the flexible modularity of the ATMOS S61 Servant system has proved its worth in over 400 clinics providing a system that is coordinated to the individual working environment

The feedback we have gained from our clients in the projects we have undertaken has been fully considered and has led to the development of new modules that we will present to you on the following pages.

**We have  
been  
certified**



# ATMOS S 61 Servant –




## Initial set 1 a

consisting of

▪ 1 x ATMOS S 61 Servant ENT workstation	530.0000.0
▪ 1 x Clipboard	530.0010.0
▪ 1 x Suction system standard 40 l/min	530.1010.0
▪ 1 x Ear irrigation module compressed air	530.2080.0
▪ 1 x Ear irrigation bowl	505.0353.0
▪ 1 x Compressed air module (integr. air compressor max. 2 bar)	530.3010.0
▪ 1 x Light module LED	530.4010.0
▪ 1 x LED headlight ATMOS HL 21 LED	530.4020.0
▪ 1 x LED light source ATMOS LS 21 LED	507.4600.0
▪ 1 x Holder for headlight (upper working area)	530.2100.0
▪ 1 x Mirror quick heater	530.5010.0
▪ 1 x Clipboard endoscope management	530.6030.0
▪ 3 x One-channel endoscope management for rigid scopes	531.1060.0

Please ask  
for a  
quotation!

REF



## Initial set 1 b

consisting of

▪ 1 x ATMOS S 61 Servant ENT workstation	530.0000.0
▪ 1 x Clipboard	530.0010.0
▪ 1 x Suction system standard 40 l/min	530.1010.0
▪ 1 x Ear irrigation module 37°C professional (Hygrotherm)	530.2020.0
▪ 1 x Light module LED	530.4010.0
▪ 1 x LED headlight ATMOS HL 21 LED	530.4020.0
▪ 1 x LED light source ATMOS LS 21	507.4600.0
▪ 1 x Holder for headlight (upper working area)	530.2100.0
▪ 1 x Mirror quick heater	530.5010.0
▪ 1 x Clipboard endoscope management	530.6030.0
▪ 1 x Water supply system	530.2050.0
▪ 1 x Water drainage module	530.2060.0
▪ 3 x One-channel endoscope management for rigid scopes	531.1060.0
▪ 1 x ATMOS S 61 Servant instruments	532.2100.0
▪ 1 x Waste disposal (height of three drawer)	532.0690.0
▪ 1 x Drawer, flat	532.0540.0
▪ 1 x Instrument deposit, standard height	532.0610.0
▪ 2 x Instrument tray small	508.0058.0
▪ 2 x Instrument tray, large	505.0516.0
▪ 1 x Tray narrow (stainless steel)	532.0146.0

Please ask  
for a  
quotation!

REF



According to the rules of the drinking water regulation the operator is obliged to provide a water supply which is independent from the public drinking water network or to equip it with a free outlet acc. EN 1717. In the case that such an equipment is not available, ATMOS is able to offer a relevant solution (REF 530.2040.0).



## Initial set 1 c

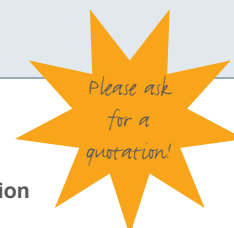

consisting of

▪ 1 x Initial set 1 a	
▪ 1 x Shelf adapter	534.3090.0
▪ 1 x Module for instrument deposit (40 cm broad)	534.3040.0

Please ask  
for a  
quotation!

REF

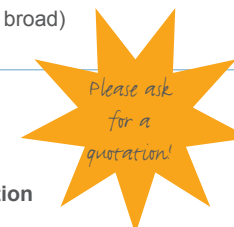
# Sets for the practice



## Ambulance set 2 a

consisting of

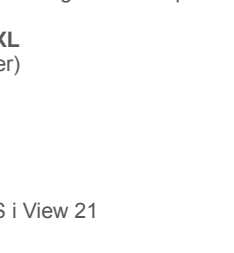
	REF
▪ 1 x <b>ATMOS S 61 Servant ENT workstation</b>	530.0000.0
▪ 1 x Clipboard	530.0010.0
▪ 1 x Suction system standard 40 l/min	530.1010.0
▪ 1 x Control and display of suction performance	530.1040.0
▪ 1 x Hose rinsing (Hygiene module) with manual filling	530.1050.0
▪ 1 x Automatic secretion container evacuation	530.1070.0
▪ 1 x Ear irrigation module 37°C professional (Hygrotherm)	530.2020.0
▪ 1 x Compressed air module (integr. air compressor max. 2 bar)	530.3010.0
▪ 1 x Fine adjustment and display for compressed air module	530.3040.0
▪ 1 x Light module LED	530.4010.0
▪ 1 x LED headlight ATMOS HL 21 LED	530.4020.0
▪ 1 x LED light source ATMOS LS 21	507.4600.0
▪ 1 x Holder for headlight (upper working area)	530.2100.0
▪ 1 x Mirror quick heater	530.5010.0
▪ 1 x Clipboard endoscope management	530.6030.0
▪ 1 x Water supply system	530.2050.0
▪ 1 x Water drainage module	530.2060.0
▪ 3 x One-channel endoscope management for rigid scopes	531.1060.0
▪ <b>2 x ATMOS S 61 Servant instruments</b>	532.2100.0
▪ 1 x Waste disposal (height of three drawer)	532.0690.0
▪ 1 x Drawer flat	532.0540.0
▪ 3 x Drawer, standard	532.0650.0
▪ 1 x Instrument deposit, standard height	532.0610.0
▪ 5 x Instrument tray, small	508.0058.0
▪ 6 x Instrument tray, large	505.0516.0
▪ 2 x Tray narrow for instrument deposit module	534.0146.0
▪ 1 x Tray narrow, (stainless steel)	532.0146.0
▪ 2 x Module for instrument deposit (40 cm broad)	534.3040.0
▪ 2 x Shelf adapter	534.3090.0



## Practice set 2 b

consisting of

	REF
▪ 1 x <b>ATMOS S 61 Servant ENT workstation</b>	530.0000.0
▪ 2 x Clipboard	530.0010.0
▪ 1 x Suction system standard 40 l/min	530.1010.0
▪ 1 x Control and display of suction performance	530.1040.0
▪ 1 x Hose rinsing (Hygiene module) with manual filling	530.1050.0
▪ 1 x Automatic secretion container evacuation	530.1070.0
▪ 1 x Ear irrigation module 37°C professional (Hygrotherm)	530.2020.0
▪ 1 x Compressed air module (integrated air compressor max. 2 bar)	530.3010.0
▪ 1 x Mirror quick heater	530.5010.0
▪ 1 x Water supply system	530.2050.0
▪ 1 x Water drainage system	530.2060.0
▪ <b>1 x ATMOS S 61 vision 230 V~*</b>	531.0000.0
▪ 1 x Power supply for cold light system	531.1010.0
▪ 1 x Cold light system high-performance halogen 24 V - 1 channel	531.1030.0
▪ 1 x LED light source for connection to LED light handle or LED headlight	531.1040.0
▪ 1 x LED light source ATMOS LS 21 LED	507.4600.0
▪ 1 x LED headlight ATMOS HL 21 LED	530.4020.0
▪ 1 x Headlight suspension with automatic switching	531.1050.0
▪ 4 x One-channel endoscope management for rigid endoscopes	531.1060.0
▪ 1 x Endoscope heating	531.1080.0
▪ <b>1 x ATMOS S 61 Servant instruments XL</b>	532.0500.0
▪ 1 x Waste disposal (height of three drawer)	532.0690.0
▪ 1 x Drawer, flat	532.0540.0
▪ 1 x Instrument deposit standard height	532.0610.0
▪ 2 x Instrument tray, small	508.0058.0
▪ 3 x Instrument tray, large	505.0516.0
▪ <b>1 x ATMOS S 61 Servant system</b>	534.1005.0
▪ 1 x ENT examination microscope ATMOS i View 21	538.0000.0
▪ 1 x Magnification changer	508.1641.0



According to the rules of the drinking water regulation the operator is obliged to provide a water supply which is independent from the public drinking water network or to equip it with a free outlet acc. EN 1717. In the case that such an equipment is not available, ATMOS is able to offer a relevant solution (REF 530.2040.0).





# ATMOS S 61 Servant – Sets for the practice



## Complete set 3

consisting of

	REF
▪ <b>1 x ATMOS S 61 Servant ENT workstation</b>	530.0000.0
▪ 2 x Clipboard	530.0010.0
▪ 1 x Suction system Professional 55 l/min	530.1020.0
▪ 1 x Control and display of suction performance	530.1040.0
▪ 1 x Hose rinsing (Hygiene module) with manuel filling	530.1060.0
▪ 1 x Automatic secretion container evacuation	530.1070.0
▪ 1 x Ear irrigation module 37°C professional (Hygrotherm)	530.2020.0
▪ 1 x Ear irrigation bowl incl. separate suction channel	530.2070.0
▪ 1 x Compressed air module (integrated air compressor max. 2 bar)	530.3010.0
▪ 1 x Fine adjustment and display for compressed air module	530.3040.0
▪ 1 x Mirror quick heater	530.5010.0
▪ 1 x Water supply system	530.2050.0
▪ 1 x Water drainage system	530.2060.0
▪ <b>1 x ATMOS S 61 vision 230 V~</b>	531.0000.0
▪ 1 x Power supply for cold light system	531.1010.0
▪ 2 x Cold light system high-performance halogen 24 V - 1 channel	531.1030.0
▪ 1 x LED light source for connection to LED light handle or LED headlight	531.1040.0
▪ 1 x LED light source ATMOS LS 21 LED	507.4600.0
▪ 1 x LED headlight ATMOS HL 21 LED	530.4020.0
▪ 1 x Headlight suspension with automatic switching	531.1050.0
▪ 4 x One-channel endoscope management for rigid endoscopes	531.1060.0
▪ 1 x Endoscope heating	531.1080.0
▪ 1 x Disinfection time monitoring	531.1090.0
▪ 1 x Drip tray	531.0098.0
▪ 1 x ATMOS Cam 31 DV DATA	531.2090.0
▪ 1 x ATMOS Strobo 21 LED	531.2050.0
▪ 1 x Permanent power supply for ATMOS S 61 vision	531.0030.0
▪ <b>2 x ATMOS S 61 Servant instruments</b>	532.2100.0
▪ 1 x Waste disposal H=3	532.0530.0
▪ 1 x Drawer, flat	532.0540.0
▪ 3 x Drawer, standard	532.0650.0
▪ 1 x Instrument deposit, standard height	532.0610.0
▪ 6 x Instrument tray, small	508.0058.0
▪ 6 x Instrument tray, large	505.0516.0
▪ 2 x Instrument tray, stainless steel, small, 180 x 140 mm	508.0058.2
▪ 2 x Instrument tray, stainless steel, large, 280 x 180 mm	505.0516.2
▪ <b>1 x ATMOS S 61 Servant system</b>	534.1020.0
▪ 1 x ENT examination microscope OPMI pico with	534.2010.0
▪ 1 x Beam splitter for colposcopes/microscopes	508.1633.0
▪ 1 x TFT Monitor	534.3010.0
▪ 1 x Monitor arm ATMOS S 61 ENT professional	534.3020.0
▪ 1 x Module for instrument deposit (40 cm broad)	534.3040.0
▪ 1 x Shelf (metal) 40 cm broad	534.3060.0



According to the rules of the drinking water regulation the operator is obliged to provide a water supply which is independent from the public drinking water network or to equip it with a free outlet acc. EN 1717. In the case that such an equipment is not available, ATMOS is able to offer a relevant solution (REF 530.2040.0).





## ATMOS C 21 / C 31 Economy

The ENT workstations with functionality and design

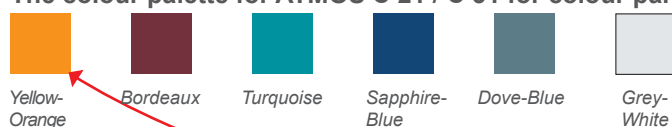
# ATMOS C 21 Economy / ATMOS C 31 Economy



## What should you consider when designing the layout your ENT workspace?

- **Optimised, time-saving workflow:** By the perfect configuration of diagnostic devices and instrument management many patients can be treated – in many countries it is possible to treat 100 patients per day with the ATMOS C 31.
- **Ergonomic working:** You sit in front of your patient and you can easily bring him into the right position. This is time-saving and intricate adjustments of the chair are not necessary.
- **Compact system:** How much space do you have for the workstation? Even with little space available you need not give up part of your services offered.
- **Design makes you feel good:** During an ENT treatment it is important – for you and your patient – to feel good in a pleasant atmosphere.

### The colour palette for ATMOS C 21 / C 31 for colour parts and edges:



Variations of the imaged colour samples and the original colour are possible. Please ask for our pattern card!

## Workflow optimisation by means of system integration



### Doctor's Chair

The doctor also requires an ergonomic position with the correct posture.



### Rotatable Patient Chair

You can easily and quickly bring the patient into the perfect position for treatment.



### Suction system

Powerful suction system with hose rinsing and cleaning of secretion glass (optional) saves time.




### Sprayer for medicine/ compressed air

With one hand you can choose the requested medicine. By taking out the handle, the compressed air system is in operation.



### Ear irrigation

The integrated irrigation system enables an ear irrigation to be performed within seconds. The water supply is integrated in the workstation.



### Instrument management

All instruments are at your fingertips. This saves time and unnecessary movements.



### Integrated microscope

Just one grip and you have the best possible overview. The automatic illumination saves time and further hand movements.



### The light source ATMOS LS 21 LED

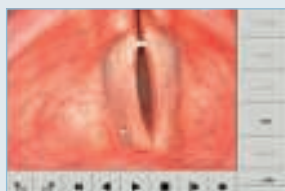
Innovative light technology offers many advantages

- perfect illumination (more powerful than 150 W halogen)
- 50.000 h light



### Visualisation of Diagnostic Results

The ATMOS Cam 31 provides perfect image quality and is easy to handle – for use with optics and microscope.



### Archiving of findings and diagnostic results

Archiving software with medical computer, diagnostics software with patient database.

## ATMOS C 21 Economy Set

# The ENT diagnostic and therapy unit in harmony of functionality and design!



The new benchmark in:

- » Price and Performance
- » Design
- » Ergonomics and Hygiene

ATMOS C 21 Economy set		REF
consisting of function column ATMOS C 21 Economy and unit cabinet A		
ATMOS C 21 Economy set (230 V)		
<b>ENT function column ATMOS C 21 with cabinet A</b> <b>Characteristics:</b> <ul style="list-style-type: none"> <li>▪ Suction mechanism: standard 40 l/min with automatic connection</li> <li>▪ Light module: 2-channel cold light module with continuous brightness control</li> <li>▪ Hook for headlight with automatic connection</li> <li>▪ Instrument management: mirror quick heater, 3-steps endoscope support (unheated), 2 Storage quiver for used endoscopes</li> <li>▪ 1 open storage compartment, 2 drawers</li> <li>▪ Fundamental colours: grey white and medium-grey, colour parts to be selected in yellow-orange, bordeaux, turquoise, sapphire-blue, dove-blue or grey-white</li> <li>▪ Instrument deposit with plastic cover</li> <li>▪ Document management: pull-out writing and working surface</li> </ul> <b>Technical data:</b> Suction: 40 l/min resp. -76kPa, Suction canister: 1.25 l with overflow safety, autoclavable, Light: 15 V/150 W with Storz-adapter, Dimensions pillar (corpus) (H x W x D): 94 x 47 x 55 cm Included in delivery: Suction hose, secretion canister 1.25 l ATMOS special cleaner (100 ml), bacterial filter (5 pcs.), operating instructions	☐	506.7100.0
ATMOS C 21 Economy set (115 V)		
	☐	506.7100.2
ATMOS C 21 Economy set (127 V)		
	☐	506.7100.3

ATMOS C 31 Economy Set

# Prepackaged for you:

The ENT treatment unit for compact diagnostic



- » Incl. ear irrigation system
- » 4-channel cold light
- » Instrument deposit in two-level

ATMOS C 31 Economy set		REF
consisting of function column ATMOS C 31 Economy and unit cabinet C		
ATMOS C 31 Economy set (230 V)		
<b>ENT function column ATMOS C31 with ear irrigation and cabinet C</b> <b>Characteristics:</b> <ul style="list-style-type: none"> <li>▪ Suction mechanism: Standard 40 l/min with automatic connection, automatical secretion cleanout</li> <li>▪ Ear irrigation system: 37°C independently from the water grid operable, with 4.5 l stainless steel canister</li> <li>▪ Light module: 4-channel cold light module with electrical soft start control for long durability, hook for headlight with automatic connection</li> <li>▪ Instrument management: Mirror quick heater, 3-steps endoscope support (heated), 2 storage quiver for used endoscopes, instrument dropping in upper drawer, waste bin in under drawer, instrument deposit in two-level with plastic cover</li> <li>▪ Document management: Pull-out writing and working surface</li> <li>▪ Fundamental colours: grey white and medium-grey, colour parts to be selected in yellow-orange, bordeaux, turquoise, sapphire-blue, dove-blue or grey-white</li> </ul> Included in delivery: Suction hose, secretion canister 1.25 l, hose for sewage connection, instrument dropping, ATMOS special cleaner (100 ml), bacterial filter (5 pcs.), jet beginnings 80 mm (3 pcs.) (REF 508.0427.0), splash guard (REF 501.0331.0), seal (REF 501.0331.1), 30 hose tips (REF 502.0844.0), disposable bags (50 pcs.), operating instructions	☐	506.7350.0
ATMOS C 31 Economy set (115 V)		
	☐	506.7350.2
ATMOS C 31 Economy set (127 V)		
	☐	506.7350.3

# At a glance:

## Various configuration possibilities for ATMOS C 21 / C 31

ATMOS offers you a new solution for the configuration of your workstation with regard to flexibility, budget and individual requirements!

**The economy concept from ATMOS:**

**st decide if you require an ATMOS C 21 "Economy" (without an ear irrigation system ) or an ATMOS C 31 "Economy" (including an ear irrigation system);** you are then free to select further options to design the exact workstation you require. By selecting the new LED light-source technology, ATMOS offers additional budget considerations with many configuration options in a familiar design layout.

### The economy concept from ATMOS

Functions	ATMOS C 21 Economy	ATMOS C 21 Set	ATMOS C 31 Economy	ATMOS C 31 Set	REF
<b>Ear Irrigation / Thermal Stimulation</b>					
Integrated ear irrigation, 37 °C, with 4.5 l storage container	-	-	☑	☑	
<b>Suction System</b>					
Suction capacity 40 l/min, -76 kPa	☑	☑	☑	☑	
Increased suction capacity 55 l/min, -98 kPa	●	●	●	●	506.7008.0
Fully-automatic secretion container evacuation	●	●	●	☑	506.7004.0
Hose rinsing (manual filling)	●	●	●	●	506.7005.5
Automatic hose rinsing with connection to the water supply	●	●	● <sup>1)</sup>	●	506.7005.0
<b>Visualisation / Light</b>					
2 channel LED switchable, service life 50.000 h (LED)	●	-	●	-	506.7550.0
2 Coldlight outlets 15 V/ 150 W (halogen)	●	☑	●	-	506.7553.0
4 Coldlight outlets 24 V/ 150 Watt, service life 300 h (halogen)	●	-	●	☑	506.7557.0
Headlight suspension, automatic (only halogen)	●	☑	●	☑	506.7013.0
Camera	○	○	○	○	507.4010.0
<b>Compressed Air System</b>					
Complete with 3 medicament sprayers	●	●	●	●	506.7007.0
<b>Instrument Management</b>					
Mirror quick heater	●	☑	●	☑	506.7554.0
Support for 3 endoscopes	●	☑	●	●	506.7555.0
Endoscope heating	●	●	●	☑	506.7016.0
2 Storage quivers for used endoscopes	●	☑	●	☑	506.7556.0
<b>Mobility</b>					
Unit is mobile (in combination with single unit cabinet)	●	●	●	●	506.7043.0
<b>Unit Cabinets</b>					
Instrument deposit, to be covered	●	●	●	●	
Instrument deposit second level, upper plane is moved backwards	●	●	●	●	506.7030.0
Instrument deposit second level, lower level is moved forward	●	●	●	●	506.7050.0
Roller shutter cover	●	●	●	●	506.7730.0
Writing and working surface (in Unit Cabinet)	●	☑	●	☑	
Instrument deposit (only for Unit Cabinet B + C)	●	●	●	●	
Waste bin (only for Unit Cabinet C)	●	●	●	●	

☑ = standard

● = option, to be integrated

○ = expandable with tabletop device

- = not available

<sup>1)</sup> = Require water system (REF 506.7006.0) + light package for cold light 4-channel (REF 506.7557.0), not in connection with the light package coldlight 2 channel (REF 506.7553.0).





①



②

ATMOS C 21 Economy - function column		REF
ATMOS C 21 Economy - function column (230 V)		
① ENT function column, basic equipment	<input type="checkbox"/>	506.7500.0
<b>Characteristics:</b> <ul style="list-style-type: none"> <li>Suction mechanism: standard 40 l/min with automatic switching when the suction hose is taken out (light barrier)</li> <li>Basic colours: grey-white and medium grey, colour parts to be selected in yellow-orange, bordeaux, turquoise, sapphire-blue, dove-blue or grey-white</li> </ul> <b>Technical data:</b> 230 V/ 50 Hz, Suction mechanism: 40 l/min, -76 kPa, vacuum infinitely variable, Dimensions column (corpus): H 94 x W 47 x D 55 cm Included in delivery: Suction hose, secretion canister 1.25 l, ATMOS special cleaner (100 ml), bacterial filter plates (5 pcs.), operating instructions		
These images also contain optional functions.		
ATMOS C 21 Economy - function column (115 V)	<input type="checkbox"/>	506.7500.2
ATMOS C 21 Economy - function column (127 V)		
	<input type="checkbox"/>	506.7500.3
ATMOS C 31 Economy - Function column		
ATMOS C 31 Economy - function column (230 V)		
② ENT function column with ear irrigation, basic equipment	<input type="checkbox"/>	506.7510.0
<b>Characteristics:</b> <ul style="list-style-type: none"> <li>Suction mechanism: standard 40 l/min with automatic switching when the suction hose is taken out (light barrier)</li> <li>Ear irrigation system: irrigation handle with changeable nozzle, autoclavable jet connection, stainless steel canister with a capacity of 4.5 l</li> <li>Basic colours: grey-white and medium grey, colour parts to be selected in yellow-orange, bordeaux, turquoise, sapphire-blue, dove-blue or grey-white</li> </ul> <b>Technical data:</b> 230 V/ 50 Hz, suction mechanism: 40 l/min, -76 kPa, vacuum infinitely variable, dimensions column (corpus): H 94 x W 47 x D 55 cm Included in delivery: Suction hose, secretion canister 1.25 l, ATMOS special cleaner (100 ml), bacterial filter plates (5 pcs.), jet connection 80 mm (3 pcs.) (REF 508.0427.0), splash guard (REF 501.0331.0), seal (REF 501.0331.1), hose tips (30 pcs.) (REF 502.0844.0), operating instructions		
These images also contain optional functions.		
ATMOS C 31 Economy - function column (115 V)	<input type="checkbox"/>	506.7510.2
ATMOS C 31 Economy - function column (127 V)		
	<input type="checkbox"/>	506.7510.3
These images also contain optional functions.		





①

Optional suction system		REF
<b>Upgrade suction system professional</b> Increase of suction performance to 55 l/min <b>Technical data:</b> Suction mechanism: 55 l/min resp. -98 kPa Included in delivery: 2 x bacterial filter with overflow protection	<input type="checkbox"/>	506.7008.0
<b>Secretion canister evacuation, fully-automatic</b> <b>Characteristics:</b> Assures interrupt-free working at the treatment unit. After suction the secretion in the canister is pumped automatically into sewage system by means of the hose pump. Included in delivery: Sewage hose	<input type="checkbox"/>	506.7004.0
<b>① Hose rinsing</b> Device for easy rinsing of cannulae, suction attachment and secretion hose - for prevention of plugging. Manual refilling of the supply canister with rinsing water. Included in delivery: Storage canister (1.25 l) for rinsing water in the service compartment <b>For addition into rinsing water ATMOS special cleaner (REF 080.0005.0). Please do not forget!</b>	<input type="checkbox"/>	506.7005.5
<b>Automatic hose rinsing system</b> Device for easy rinsing of cannulae, suction attachment and secretion hose - for prevention of plugging. Automatic canister refilling (1.25 l) in the service compartment. Included in delivery: Canister (1.25 l) for rinsing water in the service compartment <b>System requirements: Require water system (REF 506.7006.0) + light package for coldlight 4-channel (REF 506.7557.0), not in connection with the light package coldlight 2-channel (REF 506.7553.0).</b>	<input type="checkbox"/>	506.7005.0
<b>Standard rail for disposable secretion canister</b> If disposable secretion canisters are used they can be fixed to the left side of the function column. <b>Please note: Not possible in connection with the rinsing basin (REF 506.7003.0).</b>	<input type="checkbox"/>	506.7035.0
<b>Receptal®-canister 1,5 l</b>	<input type="checkbox"/>	310.0221.0
<b>② Retaining bracket for Receptal® canister</b>	<input type="checkbox"/>	320.0020.0
<b>Receptal® suction bag 1.5 l, not autoclavable, 50 pcs.</b>	<input type="checkbox"/>	310.0222.2
<b>Receptal C 21 / C 31 external</b> Option Receptal in ATMOS C 21 / C 31 consisting of suction canister and suction bag externally mounted to the side wall	<input type="checkbox"/>	506.7029.0



②



①



②

Water system		REF
<b>Water system</b>		
<b>Connection module to drinking water network (EN 1717 conform)</b>	<input type="checkbox"/>	506.7006.0
Included in delivery: Connection hose with aquastop <b>System requirements: not in connection with the light package coldlight 2 channel (REF 506.7553.0).</b>		
<b>Accessories for water system</b>		
<b>① Exchangeable rinsing attachment for hose rinsing</b>	<input type="checkbox"/>	506.2228.1
For quick exchange in case of contamination. Material: Teflon		
<b>② Water prefilter for ENT units, can be flushed out</b>	<input type="checkbox"/>	502.0990.0
Included in delivery: 1 x reduction flange G3/4, 1 x cap nut R1, chrome, 1 x capillary solder fitting 90°, 1 x support for water filter, 2 seals RD 17x24x2, 2 x seal RD 21x30x2		
<b>Hygiene filter for water irrigation, sterile</b>	<input type="checkbox"/>	000.0918.0
Membrane filter for connection to the irrigation handle. Medical product acc. to 93/42/EEC, service life 4 weeks (Luer Lock).		
<b>ATMOS special cleanser for suction channels</b>	<input type="checkbox"/>	080.0005.0
Concentrate to be added to the water storage container. For efficient hose cleaning, protects against residues and bad odor (100 ml).		



①



②



③



④

Optional compressed air system		REF
<b>Compressed air module</b>		
① Compressed air module with handle for fast one-handed adaption of different medicine sprayers which are included in the workstation	<input type="checkbox"/>	506.7007.0
<b>Technical data:</b>		
Compressed air max. 2 bar overpressure		
Included in delivery:		
Handle, 2 x straight sprayer for liquid medicine, inclusive changeable sprayer bottle (REF 506.5225.0), 1 x Sprayer with flexible jet for liquid and oily medicine, inclusive changeable sprayer bottle (REF 506.5120.0), 1 x nozzle for Politzer olive (REF 505.0284.0)		
② <b>Politzer olive, universal size</b>	<input type="checkbox"/>	000.0241.0
Nose adapter for performing the politzer manoeuvre.		
Material: Teflon, autoclavable		
For attachment to nozzle for Politzer adapter (REF 505.0284.0).		
<b>Politzer olive, for children</b>	<input type="checkbox"/>	000.0241.1
Nose adapter for performing the politzer manoeuvre.		
Material: Teflon, autoclavable		
For attachment to nozzle for Politzer adapter (REF 505.0284.0).		
③ <b>Sprayer, straight, for fluid medications</b>	<input type="checkbox"/>	506.5225.0
Including changeable sprayer bottle		
<b>Sprayer with flexible nozzle for fluid and oily medicaments</b>	<input type="checkbox"/>	506.5120.0
Including changeable sprayer bottle		
④ <b>Sprayer for powdered medications</b>	<input type="checkbox"/>	505.0253.0
Inclusive changeable sprayer bottle		
<b>Accessories</b>		
<b>Spare nozzle tube with swivel nut for sprayer</b>	<input type="checkbox"/>	505.0280.0
Straight		
<b>Spare nozzle tube for sprayer with flexible nozzle</b>	<input type="checkbox"/>	000.0219.0
Twistable by 360°		
<b>Consummables</b>		
<b>Hose piece for medicine sprayer</b>	<input type="checkbox"/>	506.5228.0
Hose adapter for insertion into medicine sprayer bottles after change of the medicine or for hygienic reasons.		
Included in delivery: 1 pc.		



①



②



③

Optional ear irrigation system only for ATMOS C 31 Economy		REF
<b>① Rinsing basin</b> Detachable, kidney-shaped rinsing basin on swivel arm Included in delivery: Rinsing basin with integrated sieve canister, Collector sieve (11 pcs.), Hose for sewage <b>System requirements: Require water system (REF 506.7006.0) + light package for cold light 4-channel (REF 506.7557.0), not in connection with the light package coldlight 2 channel (REF 506.7553.0).</b>	<input type="checkbox"/>	506.7003.0
<b>Ear rinsing bowl including holder</b> For deposit of ear rinsing bowl after extraction of suction hose with dripcatcher device. Included in delivery: Ear rinsing bowl (REF 505.0353.0), dripcatch bush (REF 443.0017.0)	<input type="checkbox"/>	506.7036.0
<b>Consumables for ear irrigation</b>		
<b>② Hygiene filter for water irrigation, sterile</b> Membrane filter for connection to the irrigation handle. Medical product acc. to 93/42/EEC, service life 4 weeks (Luer Lock).	<input type="checkbox"/>	000.0918.0
<b>③ Hygiene filter lock, sterile</b> To prevent contamination or germs in the filter outlet during the period of non-use. Included in delivery: 100 pcs.	<input type="checkbox"/>	000.0939.0
<b>Hose tips</b> Flexible hose tips, to be slipped on jet connection for exact guiding of the water jet. Included in delivery: 30 pcs.	<input type="checkbox"/>	502.0844.0
<b>O-Ring for splash protection</b>	<input type="checkbox"/>	501.0331.1
<b>Filter cartridge for water filter</b>	<input type="checkbox"/>	502.0891.0
<b>Collector sieve for rinsing basin</b> Included in delivery: 10 pcs.	<input type="checkbox"/>	508.0578.0
<b>Disinfection agent</b> Bilpron 5 liter can, for disinfection and permanent removal of bio film in water-bearing pipelines. Solution is ready for weekly use in the weekend system.	<input type="checkbox"/>	510.2049.0



①



②



③

Options for Visualisation / Light		REF
<b>① Light package LED</b> 2 channels are available for connecting the ATMOS HL 21 LED headlight and the ATMOS LS 21 LED light source for endoscopes, switchable, one of each channel can be activated.	<input type="checkbox"/>	506.7550.0
<b>LED headlight ATMOS HL 21 LED</b> <b>LED headlight with long-life high performance white light LED</b> <b>Characteristics:</b> Durability: circa 50.000 h, focusing optic infinitely variable Included in delivery: Headlight, cable 2m, clip for cable fixing <b>System requirements: Light package LED (REF 506.7550.0)</b>	<input type="checkbox"/>	506.7551.0
<b>② LED light handle ATMOS LS 21 LED</b> <b>LED light handle for direct connection to endoscopes and laryngoscopes</b> <b>Characteristics:</b> High-performance LED, 2 Watt/220 kLux, low operating costs due to the LED-durability of approx. 50,000 hours, connection with quick coupling for any optics, cable length: 1.90 m <b>Technical data:</b> Capacity: 2 Watt, brightness: 220 kLux, LED-durability: up to 50,000 hours, connection with quick coupling Included in delivery: 1 x LED-handle, 1 x endoscope adapter Wolf, operating instructions <b>System requirements: Light module LED (REF 530.4010.0) or lithium-ionic battery pack (REF 507.4510.0) required.</b>	<input type="checkbox"/>	507.4600.0
<b>LED light handle ATMOS LS 21 LED, warm white</b> Included in delivery: 1 x LED-handle (warm white), 1 x endoscope adapter Wolf, operating instructions <b>System requirements: Light module LED (REF 530.4010.0) or lithium-ionic battery pack (REF 507.4510.0) required.</b>	<input type="checkbox"/>	507.4602.0
<b>Support for LED light handle at the unit</b> Support for light source, ready to hand at the function column	<input type="checkbox"/>	506.7552.0
<b>③ Lithium-ionic rechargeable battery</b> <b>Battery for connection to ATMOS LS 21 LED light handle / ATMOS HL 21 LED headlight.</b> <b>Characteristics:</b> <ul style="list-style-type: none"> <li>▪ Powerful lithium-ionic-battery,</li> <li>▪ 2 operation modes: Eco- / Power mode</li> </ul> <b>Technical data:</b> Durability: approx. 4 h (eco mode) or approx. 2 h (power mode), charging time: max. 2 h (at full charge), weight: 80 g	<input type="checkbox"/>	507.4510.0
<b>Universal battery quick charging power pack (100 - 240 V)</b> Including multinational adapter.	<input type="checkbox"/>	011.1199.0



<b>Light package cold light, 2 channels</b> <b>Standard halogen light module with automatic connection</b> <b>Characteristics:</b> <ul style="list-style-type: none"> <li>▪ 2 light outputs manual switching</li> <li>▪ Durability: circa 50 h per lamp</li> <li>▪ Easy lamp changing</li> <li>▪ Inclusive headlight hanging</li> <li>▪ Brightness infinitely variable</li> </ul> The light source is equipped with a heat protection filter. <b>Technical data:</b> 15 V/ 150 Watt Included in delivery: Adapter for light cable Storz (REF 507.0940.5), 2 pcs. <b>Adapter for all current light cables available.</b>	☐	506.7553.0
<b>Light package cold light, 4 channels</b> <b>Comfort halogen light module with automatic connection</b> <b>Characteristics:</b> <ul style="list-style-type: none"> <li>▪ 4 light outputs automatic or manual switching</li> <li>▪ Durability: circa 300 h per lamp, due to electric soft start control</li> <li>▪ Easy lamp changing</li> <li>▪ Automatic light control for light cable and headlight</li> <li>▪ Inclusive headlight hanging with automatic switching</li> <li>▪ Brightness infinitely variable</li> </ul> The light source is equipped with a heat protection filter. <b>Technical data:</b> 24V / 150 Watt Included in delivery: Adapter for light cable Storz (REF 507.0940.5), 4 pcs. <b>Adapter for all current light cables available.</b>	☐	506.7557.0
<b>High-performance light guide cable</b> Ø 4,8 mm, L = 1,8 m, Storz-adapter, straight	☐	950.0152.0
<b>Light conducting cable, Ø 3.5 mm, L = 1.8 m, Storz angled, 90°</b>	☐	508.0664.0

Counter-mirror lamps		REF
<b>Halogen counter-mirror lamp</b> <b>Characteristics:</b> Mounting to the device, 2-steps brightness control <b>Technical data:</b> 12V / 35 Watt Included in delivery: Power supply unit 230 V	<input type="checkbox"/>	506.7026.0
<b>Connection for warmlight headlight / nystagmus binoculars</b>	<input type="checkbox"/>	506.7012.0
<b>Headlight suspension with automatic switching</b> Automatic activation of the light channel for headlight during extraction of the headlamp from the hook	<input type="checkbox"/>	506.7013.0
An overview of our optics you can find in chapter visualisation		



①



②



③

Optional endoscope management		REF
<b>Threefold endoscope holder,</b> For storing clean endoscopes in the function column. Included in delivery: 3 x plastic quiver (REF 506.7807)	<input type="checkbox"/>	506.7555.0
<b>① Threefold endoscope holder, heated</b> For heated storing of clean endoscopes in the function column for prevention of bedewing. Included in delivery: 3 x metal quivers (REF 508.0775.0)	<input type="checkbox"/>	506.7016.0
<b>② Storage for used rigid endoscopes (double)</b> Two storage quivers inclusive holder for used rigid endoscopes. Enables storage of used optics in the workspace after employment without disconnection from the light cable. Filling with disinfection solution possible. Included in delivery: 2 storage quivers (REF 443.0017.0)	<input type="checkbox"/>	506.7556.0
<b>Storage for used rigid endoscopes (single)</b> Included in delivery: 1 storage quiver (REF 443.0017.0)	<input type="checkbox"/>	506.7015.0
<b>③ Protective sleeve</b> For endoscopes Ø 2.8 - 4 mm, teflon element for metal quiver.	<input type="checkbox"/>	508.0777.5
<b>Quiver for storage of flexible endoscopes, max. 500 mm length</b> Included in delivery: quiver, Teflon protection cover for flexible endoscopes <b>System requirements: for application in storage 506.7556.0 or 506.7015.0</b>	<input type="checkbox"/>	508.0790.0
<b>Storage quiver for used flexible endoscopes, max. 500 mm length</b> Filling with disinfection solution possible. The quiver can be opened on the rear side for thorough cleaning. Included in delivery: Quiver, Teflon protection cover for flexible endoscopes <b>System requirements: for application in storage 506.7556.0 or 506.7015.0</b>	<input type="checkbox"/>	508.0795.0



①



②

Options for camera / stroboscope		REF
<b>Optional Camera</b>		
<b>Camera holder for ATMOS C 21 / C 31</b>	<input type="checkbox"/>	506.7880.0
<b>Mounting set camera / stroboscope</b> Mounting modul for lateral installation of an ATMOS camera or an ATMOS Strobo 21 LED to a unit cabinet / instrument cabinet	<input type="checkbox"/>	506.7899.0
<b>Monitors</b>		
<b>① TFT monitor with swivel arm to be mounted to the corpus of the unit</b> To be mounted to the treatment unit (without microscope). <b>Characteristics:</b> <ul style="list-style-type: none"> <li>▪ 17" TFT monitor with medical power supply unit for use near to patient</li> <li>▪ Double-joint support arm for direct fixation to the corpus of the treatment unit</li> </ul> <b>Technical data:</b> Video input Y/C-SVHS and FBAS, Resolution 1280 x 1024, 300 cd/m <sup>2</sup> Included in delivery: TFT-Monitor, support arm, medical power supply unit	<input type="checkbox"/>	506.7010.0
<b>② TFT monitor with support arm for microscope column</b> <b>Characteristics:</b> <ul style="list-style-type: none"> <li>▪ 17" TFT monitor with medical power supply unit for use near to patient</li> <li>▪ Single-joint swivel arm for fixation to microscope column</li> </ul> <b>Technical data:</b> Video input Y/C-SVHS and FBAS, Resolution 1280 x 1024, 300 cd/m <sup>2</sup> Included in delivery: TFT monitor, swivel arm, medical power supply unit	<input type="checkbox"/>	506.7011.0
<b>Monitor support arm at microscope column</b> Single-joint swivel are for fixation to microscope column: <ul style="list-style-type: none"> <li>▪ For monitors up to 17"</li> <li>▪ Fixing over VESA-adapter (75 mm and 100 mm)</li> </ul>	<input type="checkbox"/>	506.7024.0
<b>Swivel arm for monitor mounted to the unit</b> Double-joint support arm for direct fixation to function column: <ul style="list-style-type: none"> <li>▪ For monitors up to 17"</li> <li>▪ Fixing over VESA-adapter (75 mm and 100 mm)</li> </ul>	<input type="checkbox"/>	506.7021.0
<b>Support for external electrical devices</b> Adapter for mounting external electrical devices (e.g. monitor, ATMOS Diagnostic Cube) to the rear wall of the ATMOS C 21/C 31	<input type="checkbox"/>	506.7960.0
<b>Shelf mounting adapter kit for ATMOS C 21/C 31</b> For direct mounting of storage shelves, instrument deposit modules respectively monitor supports to the ATMOS C 21/C 31 function column Included in delivery: Shelf mounting adapter kit including fastening material	<input type="checkbox"/>	506.7950.0
<b>General consumables for ATMOS C21 and ATMOS C 31 Economy</b>		
<b>ATMOS special cleanser for suction channels</b> Concentrate to be added to the water storage container. For efficient hose cleaning, protects against residues and bad odor (100 ml).	<input type="checkbox"/>	080.0005.0
<b>Roll tongue patches</b> Included in delivery: 6 pcs.	<input type="checkbox"/>	505.0525.0
<b>Cotton roll, 4 m x 6 cm rolled, 100 % cotton, DIN 61640</b> Included in delivery: 1 pc	<input type="checkbox"/>	505.0526.0



①



②



③



④

unit cabinets		REF
<b>Unit cabinet A</b>		
<b>① Instrument cabinet with 2 drawers</b> <ul style="list-style-type: none"> <li>Instrument deposit with 3 big trays to be covered</li> <li>Writing resp. working surface, to be pulled out</li> <li>Open storage compartment</li> <li>2 drawers</li> <li>Base can be connected to the function column</li> <li>Colour parts to be selected in yellow-orange, bordeaux, turquoise, sapphire-blue, dove-blue and grey-white</li> </ul> <b>Technical data:</b> Dimensions unit cabinet A (H x W x D): 84,5 x 89,5 x 52 cm	<input type="checkbox"/>	506.7210.0
<b>Unit cabinet B</b>		
<b>② Instrument cabinet with receptacle for used instruments and 1 drawer</b> <ul style="list-style-type: none"> <li>Instrument deposit with 3 big trays to be covered</li> <li>Writing resp. working surface, to be pulled out</li> <li>Open storage compartment</li> <li>1 drawer for deposit of used instruments</li> <li>1 drawer</li> <li>Base can be connected to the function column</li> <li>Colour parts to be selected in yellow-orange, bordeaux, turquoise, sapphire-blue, dove-blue, or grey-white</li> </ul> <b>Technical data:</b> Dimensions unit cabinet A (H x W x D): 91,1 x 89,5 x 54,8 cm Included in delivery: Receptacle for used instruments (REF 506.7751.0), lid (REF 506.7752.0)	<input type="checkbox"/>	506.7220.0
<b>Unit cabinet C</b>		
<b>③ Instrument cabinet with receptacle for used instruments and waste bin</b> <ul style="list-style-type: none"> <li>Instrument deposit with 3 big trays to be covered</li> <li>Writing resp. working surface, to be pulled out</li> <li>Open storage compartment</li> <li>1 drawer for deposit of used instruments</li> <li>1 waste bin in drawer with push-open mechanism</li> <li>Base can be connected to the function column</li> <li>Colour parts to be selected in yellow-orange, bordeaux, turquoise, sapphire-blue, dove-blue or grey white</li> </ul> <b>Technical data:</b> Dimensions unit C (H x W x D): 91,1 x 89,5 x 54,8 cm Included in delivery: Receptacle for used instruments (REF 506.7751.0), lid (REF 506.7752.0), waste bags (50 pcs.) (REF 505.0515.0)	<input type="checkbox"/>	506.7230.0
<b>Unit cabinet D</b>		
<b>④ Instrument cabinet with 3 drawers</b> <ul style="list-style-type: none"> <li>Instrument deposit with 3 big trays to be covered</li> <li>Writing resp. working surface, to be pulled out</li> <li>Open storage compartment</li> <li>3 drawers</li> <li>Base can be connected to the function column</li> <li>Colour parts to be selected in yellow-orange, bordeaux, turquoise, sapphire-blue, dove-blue or grey white</li> </ul> <b>Technical data:</b> Dimensions unit cabinet D (H x W x D): 84,5 x 89,5 x 52 cm	<input type="checkbox"/>	506.7280.0



①



②



③



④

**You can combine the 4 cabinet as follows:**

Unit cabinet AA		REF
<b>① Instrument cabinet with 4 drawers</b> <ul style="list-style-type: none"> <li>Instrument deposit with 3 big trays to be covered</li> <li>2 x writing resp. working surface, to be pulled out and arrested</li> <li>2 x open storage compartment</li> <li>4 drawers</li> <li>Base can be connected to the function column</li> <li>Colour parts to be selected in yellow-orange, bordeaux, turquoise, sapphire-blue, dove-blue or grey white</li> </ul> <b>Technical data:</b> Dimensions unit cabinet AA (H x W x D): 84,5 x 89,5 x 54,8 cm	<input type="checkbox"/>	506.7240.0
<b>② Instrument cabinet with deposit for used instruments and 3 drawers</b> <ul style="list-style-type: none"> <li>Instrument deposit with 3 big trays to be covered</li> <li>2 x writing resp. working surface, to be pulled out and arrested</li> <li>2 x open storage compartment</li> <li>1 drawer for used instruments</li> <li>3 drawers</li> <li>Base can be connected to the function column</li> <li>Colour parts to be selected in yellow-orange, bordeaux, turquoise, sapphire-blue, dove-blue or grey white</li> </ul> <b>Technical data:</b> Dimensions unit cabinet BA (H x W x D): 84,5 x 89,5 x 54,8 cm Included in delivery: Receptacle for used instruments (REF 506.7751.0), lid (REF 506.7752.0)	<input type="checkbox"/>	506.7250.0
<b>③ Instrument cabinet with deposit for used instruments, waste bin and 2 drawers</b> <ul style="list-style-type: none"> <li>Instrument deposit with 3 big trays to be covered</li> <li>2 x writing resp. working surface, to be pulled out and arrested</li> <li>2 x open storage compartment</li> <li>1 drawer for deposit of used instruments</li> <li>1 waste bin in drawer with push-open mechanism</li> <li>2 drawers</li> <li>Base can be connected to the function column</li> <li>Colour parts to be selected in yellow-orange, bordeaux, turquoise, sapphire-blue, dove-blue or grey white</li> </ul> <b>Technical data:</b> Dimensions unit cabinet CA (H x W x D): 84,5 x 89,5 x 54,8 cm Included in delivery: Receptacle for used instruments (REF 506.7751.0), lid (REF 506.7752.0), waste bags (50 pcs.) (REF 505.0515.0)	<input type="checkbox"/>	506.7260.0
<b>④ Instrument cabinet with 5 drawers</b> <ul style="list-style-type: none"> <li>Instrument deposit with 3 big trays to be covered</li> <li>2 x writing resp. working surface, to be pulled out and arrested</li> <li>2 x open storage compartment</li> <li>4 small drawers</li> <li>1 large drawer</li> <li>Base can be connected to the function column</li> <li>Colour parts to be selected in yellow-orange, bordeaux, turquoise, sapphire-blue, dove-blue or grey white</li> </ul> <b>Technical data:</b> Dimensions unit cabinet AD (H x W x D): 84,5 x 89,5 x 54,8 cm	<input type="checkbox"/>	506.7265.0





①



②



③

Unit cabinet BD		REF
<b>① Instrument cabinet with deposit for used instruments and 4 drawers</b> <ul style="list-style-type: none"> <li>Instrument deposit with 3 big trays to be covered</li> <li>2 x writing resp. working surface, to be pulled out and arrested</li> <li>2 x open storage compartment</li> <li>1 drawer for deposit of used instruments</li> <li>3 small drawers</li> <li>1 large drawer</li> <li>Base can be connected to the function column</li> <li>Colour parts to be selected in yellow-orange, bordeaux, turquoise, sapphire-blue, dove-blue or grey white</li> </ul> <b>Technical data:</b> Dimensions unit cabinet BD (H x W x D): 84,5 x 89,5 x 54,8 cm Included in delivery: Receptacle for used instruments (REF 506.7751.0), lid (REF 506.7752.0)	<input type="checkbox"/>	506.7270.0
Unit cabinet CD		
<b>② Instrument cabinet with deposit for used instruments, waste bin and 3 drawers.</b> <ul style="list-style-type: none"> <li>Instrument deposit with 3 big trays to be covered</li> <li>2 x writing resp. working surface, to be pulled out and arrested</li> <li>2 x open storage compartment</li> <li>1 drawer for deposit of used instruments</li> <li>1 waste bin in drawer with push-open mechanism</li> <li>3 drawers</li> <li>Base can be connected to the function column</li> <li>Colour parts to be selected in yellow-orange, bordeaux, turquoise, sapphire-blue, dove-blue or grey white</li> </ul> <b>Technical data:</b> Dimensions unit cabinet CD (H x W x D): 84,5 x 89,5 x 54,8 cm Included in delivery: Receptacle for used instruments (REF 506.7751.0), lid (REF 506.7752.0), waste bags (50 pcs.) (REF 505.0515.0)	<input type="checkbox"/>	506.7275.0
Unit cabinet DD		
<b>③ Instrument cabinet with 6 drawers</b> <ul style="list-style-type: none"> <li>Instrument deposit with 3 big trays to be covered</li> <li>2 x writing resp. working surface, to be pulled out and arrested</li> <li>2 x open storage compartment</li> <li>6 drawers</li> <li>Base can be connected to the function column</li> <li>Colour parts to be selected in yellow-orange, bordeaux, turquoise, sapphire-blue, dove-blue or grey white</li> </ul> <b>Technical data:</b> Dimensions unit DD (H x W x D): 84,5 x 89,5 x 54,8 cm	<input type="checkbox"/>	506.7285.0
Option "Mobility" a)		
<b>Set of castors for ATMOS C 21 / C 31 with microscope</b> System requirements: balance weight 506.7045.0 is required in connection with a microscope	<input type="checkbox"/>	506.7044.0
<b>Castor-set for ATMOS C 21/C 31 single-unit cabinet without microscope</b>	<input type="checkbox"/>	506.7043.0
<b>Castor-set for ATMOS C 21/C 31 double-unit cabinet without microscope</b>	<input type="checkbox"/>	506.7043.1
<b>Balance weight ATMOS C 21 / C 31</b> For fulfillment of standards acc. to EN 60601-1, necessary for the options "mobility" and microscope.	<input type="checkbox"/>	506.7045.0
a) For orders comprising the options "Microscopes" and "Mobility" the balance weight, REF 506.7045.0 is required!		



①



②

Options to unit cabinets with function column ATMOS C 21 / C 31		REF
<b>① ENT examination microscope OPMI pico for single-unit cabinet</b> <b>ENT examination microscope with magnification changer</b> <b>Characteristics:</b> <ul style="list-style-type: none"> <li>▪ Automatic light switching over tilt switch in microscope arm</li> <li>▪ 5-fold magnification changer</li> <li>▪ Spectacle-wearer oculars with individually adjustable distance</li> </ul> <b>Technical data:</b> Objective f = 250 mm, Wide-angle straight tube f = 170 mm, Ocular with 10 x magnification, 5-fold magnification changer (0.4/0.6/1/1.6/2.5) Included in delivery: Microscope with support arm and swivel arm, microscope column for ATMOS C21/C31, objective and 2 spectacle-wearer oculars, T-handle, protecting cover, light cable for connection to light source <b>System requirements:</b> Light package cold light 4-channel (REF 506.7557.0) is required.	<input type="checkbox"/>	506.7022.0
<b>ENT examination microscope OPMI pico for double cabinet</b> <b>System requirements: Light package cold light 4-channel (REF 506.7557.0) is required.</b>	<input type="checkbox"/>	506.7022.1
<b>② Beam splitter for ENT microscopes with integrated camera connection</b> Adapter between microscope head and ocularmount with endoscope adapter for camera head with endoscope adapter.	<input type="checkbox"/>	508.1633.0
<b>HD adapter</b> for upgrading analogue colposcopes/microscopes with Sony Nex 5 digital system camera. Suitable for the current models from Zeiss an Kaps. Display of image and video data in full HD (1920 x 1080), adaption via e-mount bayonet coupling. Included in delivery: HD imaging port including beam splitter, operating instructions <b>Please note: Sony Nex 5 digital camera is not included in delivery!</b>	<input type="checkbox"/>	600.0194.0



①



②



③



④



⑤

ATMOS microscope		REF
<b>ATMOS i View 21 microscope</b>		
① <b>ENT examination microscope with integrated, fanless high transmission, high performance LED illumination in the microscope head</b>	<input type="checkbox"/>	538.0000.0
<b>Characteristics:</b> <ul style="list-style-type: none"> <li>Integrated high performance white-light-LED</li> <li>Automatic light control over tilt sensor</li> <li>Optimized stereo effect by 24 mm stereo basis</li> <li>5-steps magnification changer (0,4/0,6/1/1,6/2,5)</li> <li>Binocular straight tube f = 160 mm</li> <li>2x wide-field eyepiece 10x, plug-in with (diopter compensation, spectacle-wearer oculars)</li> </ul>		
<b>Technical data:</b> Supply voltage: 100 - 230 V Luminescence: 50 klux (300 mm), 125 klux (200 mm) Service life LED: 50.000 h, Colour temperature: 5,200 K Included in delivery: dust cover, operating instructions		
<b>Objectives</b>		
<b>Objective: 200 mm</b> internal Ø frame: 56 mm	<input type="checkbox"/>	538.1000.0
<b>Objective: 250 mm</b> internal Ø frame: 56 mm	<input type="checkbox"/>	538.1100.0
<b>Objective: 300 mm</b> internal Ø frame: 56 mm	<input type="checkbox"/>	538.1200.0
<b>Objective: 400 mm</b> internal Ø frame: 56 mm	<input type="checkbox"/>	538.1300.0
<b>Visualisation</b>		
<b>Integrated SD camera for single-handed operation at the head</b> resolution: 752x582 pixel, video norm: NTSC, S-video output	<input type="checkbox"/>	539.1400.0
② <b>Endoscope adapter</b>	<input type="checkbox"/>	538.1800.0
③ <b>HD-adapter for digital camera with Sony E-Mount bayonet connection for 5x magnification changer (e.g. Sony NEX-5)</b> Included in delivery: camera connection for E-Mount, covering cap for microscope and camera connections	<input type="checkbox"/>	538.1900.0
<b>Handgrips</b>		
④ <b>T-handle for ATMOS i View</b>	<input type="checkbox"/>	538.1500.0
⑤ <b>Lateral double handle for ATMOS i View</b> Handle infinitely variable	<input type="checkbox"/>	538.1600.0
<b>Statives</b>		
<b>Wall stand</b>	<input type="checkbox"/>	538.2800.0
<b>Microscope column for ATMOS C 21 / C 31</b>	<input type="checkbox"/>	538.2300.0
<b>Monitor arm for wall mount or floor stand</b> lifting capacity: 25 kg	<input type="checkbox"/>	605.1400.0
<b>Support arm for equipment on floor stand</b> Lifting capacity: 15 kg	<input type="checkbox"/>	605.1300.0
<b>Microscope arm</b>		
<b>Mechanical support arm ENT</b> Arm length: 1475 mm	<input type="checkbox"/>	538.2000.0



①



②

Optional device versions for unit cabinets and instrument cabinets		REF
<b>① Instrument deposit 2nd level (slides backwards)</b> Additional instrument deposit with place for 3 large trays. The upper deposit level can be moved backwards for opening. <b>Technical data:</b> The mounting cabinet is raised by 6.6 cm. Article can be added with each mounting cabinet (please order separately).	<input type="checkbox"/>	506.7030.0
<b>② Instrument deposit 2nd level (slides forward)</b> Additional instrument deposit with place for 3 large trays. The lower deposit level can be moved forward for opening. <b>Technical data:</b> The mounting cabinet is raised by 6.6 cm. Article can be added to each unit cabinet (please order separately).	<input type="checkbox"/>	506.7050.0
<b>Roller shutter cover 2nd level (slidable backwards)</b>		
<b>Roller shutter cover replaces the cover to protect the the instrument deposit from contamination and unwanted access.</b> Offers space for 3 small trays above the roller shutter. <b>Technical data:</b> Raises the unit cabinet by further 3 cm System requirements: Can only be ordered in connection with REF 506.7030.0.	<input type="checkbox"/>	506.7730.0
<b>Cable for potential equalisation</b> For connection of the module to the potential equalisation of the unit's electrical installation, cable length 5 m.	<input type="checkbox"/>	008.0596.0



①



②



③



④

Instrument cabinets, mobile		REF
<b>Instrument cabinet A</b>		
<b>① Instrument cabinet with 2 drawers</b> <ul style="list-style-type: none"> <li>Instrument deposit for 3 large trays, to be covered</li> <li>Writing resp. working surface, to be pulled out and arrested</li> <li>Open storage</li> <li>2 drawers</li> <li>Broad base on castors</li> <li>Colour parts to be selected in yellow-orange, bordeaux, turquoise, sapphire-blue, dove-grey and grey-white</li> </ul> <b>Technical data:</b> Dimensions instrument cabinet (H x W x D): 87 x 65 x 52 cm	<input type="checkbox"/>	506.7410.0
<b>Instrument cabinet B</b>		
<b>② Instrument cabinet with instrument deposit receptacle and 1 drawer</b> <ul style="list-style-type: none"> <li>Instrument deposit for 3 large trays, to be covered</li> <li>Writing resp. working surface, to be pulled out and arrested</li> <li>Open storage</li> <li>1 drawer with instrument deposit receptacle</li> <li>1 drawer</li> <li>Broad base on castors</li> <li>Colour parts to be selected in yellow-orange, bordeaux, turquoise, sapphire-blue, dove-grey and grey-white</li> </ul> <b>Technical data:</b> Dimensions instrument cabinet (H x W x D): 87 x 65 x 52 cm Included in delivery: Instrument deposit receptacle (REF 506.7751.0), lid (REF 506.7752.0)	<input type="checkbox"/>	506.7420.0
<b>Instrument cabinet C</b>		
<b>③ Instrument cabinet with instrument deposit receptacle and waste bin</b> <ul style="list-style-type: none"> <li>Instrument deposit for 3 large trays, to be covered</li> <li>Writing resp. working surface, to be pulled out and arrested</li> <li>Open storage</li> <li>1 drawer for instrument deposit receptacle</li> <li>1 waste bin in drawer with push-open mechanism</li> <li>Broad base on castors</li> <li>Colour parts to be selected in yellow-orange, bordeaux, turquoise, sapphire-blue, dove-grey and grey-white</li> </ul> <b>Technical data:</b> Dimensions instrument cabinet (H x W x D): 87 x 65 x 52 cm Included in delivery: Instrument deposit receptacle (REF 506.7751.0), lid (REF 506.7752.0), disposable bags (50 pcs.) (REF 505.0515.0)	<input type="checkbox"/>	506.7430.0
<b>Instrument cabinet D</b>		
<b>④ Instrument tray with 3 drawers</b> <ul style="list-style-type: none"> <li>Instrument deposit for 3 large trays, to be covered</li> <li>Writing resp. working surface, to be pulled out and arrested</li> <li>Open storage</li> <li>3 drawers</li> <li>Broad base on castors</li> <li>Colour parts to be selected in yellow-orange, bordeaux, turquoise, sapphire-blue, dove-grey or grey-white</li> </ul> <b>Technical data:</b> Dimensions instrument cabinet (H x W x D): 87 x 65 x 52 cm	<input type="checkbox"/>	506.7293.0



①



②



③



④

### You can combine the 4 cabinet as follows:

Instrument cabinet AA		REF
<b>① Instrument cabinet with 4 drawers</b> <ul style="list-style-type: none"> <li>Instrument deposit for 3 large trays, to be covered</li> <li>2 x writing resp. working surface, to be pulled out</li> <li>2 x open storage</li> <li>4 drawers</li> <li>Broad base on castors</li> <li>Colour parts to be selected in yellow-orange, bordeaux, turquoise, sapphire-blue, dove-grey or grey-white</li> </ul> <b>Technical data:</b> Dimensions instrument cabinet (H x W x D): 87 x 65 x 52 cm	☐	506.7440.0
Instrument cabinet BA		
<b>② Instrument cabinet with instrument deposit receptacle and 3 drawers</b> <ul style="list-style-type: none"> <li>Instrument deposit for 3 large trays, to be covered</li> <li>2 x writing resp. working surface, to be pulled out</li> <li>2 x open storage</li> <li>1 drawer for instrument deposit receptacle</li> <li>3 drawers</li> <li>Broad base on castors</li> <li>Colour parts to be selected in yellow-orange, bordeaux, turquoise, sapphire-blue, dove-blue or grey-white</li> </ul> <b>Technical data:</b> Dimensions instrument cabinet (H x W x D): 87 x 65 x 52 cm Included in delivery: Instrument deposit receptacle (REF 506.7751.0), lid (REF 506.7752.0)	☐	506.7450.0
Instrument cabinet CA		
<b>③ Instrument cabinet with instrument deposit receptacle, waste bin and 2 drawers</b> <ul style="list-style-type: none"> <li>Instrument deposit for 3 large trays, to be covered</li> <li>2 x writing resp. working surface, to be pulled out</li> <li>2 x open storage</li> <li>1 drawer for instrument deposit receptacle</li> <li>1 waste bin in drawer with kick-plate opening mechanism</li> <li>2 drawers</li> <li>Broad base on castors</li> <li>Colour parts to be selected in yellow-orange, bordeaux, turquoise, sapphire-blue, dove-grey or grey-white</li> </ul> <b>Technical data:</b> Dimensions instrument cabinet (H x W x D): 87 x 65 x 52 cm Included in delivery: Instrument deposit receptacle (REF 506.7751.0), lid (REF 506.7752.0), disposable bags (50 pcs.) (REF 505.0515.0)	☐	506.7460.0
Instrument cabinet AD		
<b>④ Instrument cabinet with 5 drawers</b> <ul style="list-style-type: none"> <li>Instrument deposit for 3 large trays, to be covered</li> <li>2 x writing resp. working surface, to be pulled out</li> <li>2 x open storage</li> <li>5 drawers</li> <li>Broad base on castors</li> <li>Colour parts to be selected in yellow-orange, bordeaux, turquoise, sapphire-blue, or dove-grey</li> </ul> <b>Technical data:</b> Dimensions instrument cabinet (H x W x D): 87 x 65 x 52 cm	☐	506.7290.0





①



②



③

Instrument cabinet BD		REF
<b>① Instrument cabinet with instrument deposit receptacle and 4 drawers</b> <ul style="list-style-type: none"> <li>Instrument deposit for 3 large trays, to be covered</li> <li>2 x writing resp. working surface, to be pulled out and arrested</li> <li>2 x open storage</li> <li>1 drawer for instrument deposit receptacle</li> <li>4 drawers</li> <li>Broad base on castors</li> <li>Colour parts to be selected in yellow-orange, bordeaux, turquoise, sapphire-blue, dove-grey or grey-white</li> </ul> <b>Technical data:</b> Dimensions instrument cabinet (H x W x D): 87 x 65 x 52 cm Included in delivery: Instrument deposit receptacle (REF 506.7751.0), lid (REF 506.7752.0)	<input type="checkbox"/>	506.7291.0
Instrument cabinet CD		
<b>② Instrument cabinet with instrument deposit receptacle, waste bin and 3 drawers</b> <ul style="list-style-type: none"> <li>Instrument deposit for 3 large trays, to be covered</li> <li>2 x writing resp. working surface, to be pulled out and arrested</li> <li>2 x open storage</li> <li>1 drawer for instrument deposit receptacle</li> <li>1 waste bin in drawer with push-open mechanism</li> <li>3 drawers</li> <li>Broad base on castors</li> <li>Colour parts to be selected in yellow-orange, bordeaux, turquoise, sapphire-blue, dove-blue or grey-white</li> </ul> <b>Technical data:</b> Dimensions instrument cabinet (H x W x D): 87 x 65 x 52 cm Included in delivery: Instrument deposit receptacle (REF 506.7751.0), lid (REF 506.7752.0), disposable bags (50 pcs.) (REF 505.0515.0)	<input type="checkbox"/>	506.7292.0
Instrument cabinet DD		
<b>③ Instrument cabinet with 6 drawers</b> <ul style="list-style-type: none"> <li>Instrument deposit for 3 large trays, to be covered</li> <li>2 x writing resp. working surface, to be pulled out and arrested</li> <li>2 x open storage</li> <li>6 drawers</li> <li>Broad base on castors</li> <li>Colour parts to be selected in yellow-orange, bordeaux, turquoise, sapphire-blue, dove-blue or grey-white</li> </ul> <b>Technical data:</b> Dimensions instrument cabinet (H x W x D): 87 x 65 x 52 cm	<input type="checkbox"/>	506.7294.0



①



②



③



④



⑤



⑥

Option instrument management		REF
<b>① Mirror quick-heating</b> Enables a short-time heating of instruments to body temperature.	<input type="checkbox"/>	506.7554.0
<b>Mirror preheater, for approx. 70 mirrors</b> Heated mirror magazine for approx. 70 mirrors. Size K2-K8 (mirror size max. Ø 28 mm). For prevention of steamed up mirrors. <b>Technical data:</b> dimensions: 184 x 70 mm	<input type="checkbox"/>	506.7025.0
<b>② Tongue patches and cotton dispenser</b> Dispenser to be mounted into instrument cabinet. Designed for single handed operation and removal of consumable. Dispenser replaces one writing surface. Included in delivery: Tongue patches roll, six-pack (REF 505.0525.0), cotton roll (REF 505.0526.0)	<input type="checkbox"/>	506.7034.0
<b>Spare bowl for used instruments</b> Enables a smooth workflow at the treatment unit during instrument cleaning/disinfection. Please order lid (REF 506.7752.0) separately.	<input type="checkbox"/>	506.7751.0
<b>Cover for instrument bowl</b>	<input type="checkbox"/>	506.7752.0
<b>③ Instrument tray, melamine, small</b> Dimensions: 190 x 150 mm	<input type="checkbox"/>	000.0746.0
<b>Instrument tray, melamine, large</b> Dimensions: 190 x 300 mm	<input type="checkbox"/>	000.0747.0
<b>Instrument tray set, aluminium</b> Included in delivery: 2 x instrument tray, aluminium-anodized, large (REF 505.0516.0), 2 x instrument tray, aluminium-anodized, small (REF 505.0058.0), Holder for ear speculum and politzer olives (REF 508.0545.0)	<input type="checkbox"/>	506.7032.0
<b>④ Instrument tray, anodised-aluminium, small</b> Dimensions: 184 x 142 mm	<input type="checkbox"/>	508.0058.0
<b>Instrument tray, anodised aluminium, large</b> Dimensions: 284 x 184 mm	<input type="checkbox"/>	505.0516.0
<b>Instrument tray set, stainless steel</b> Included in delivery: 2 x instrument tray, stainless steel, large (REF 505.0516.2), 2 x instrument tray, stainless steel, small (REF 505.0058.2), Holder for ear speculum and politzer olives (REF 508.0545.0)	<input type="checkbox"/>	506.7033.0
<b>Instrument tray, stainless steel, small</b> Dimensions: 180 x 140 mm	<input type="checkbox"/>	508.0058.2
<b>Instrument tray, stainless steel, large</b> Dimensions: 280 x 180 mm	<input type="checkbox"/>	505.0516.2
<b>⑤ Serrated instrument holder, large</b> For controlled storage of instruments on large instrument trays. Adapted for large instrument trays. (REF 505.0516.0 or 505.0516.2, not included in delivery)	<input type="checkbox"/>	508.0566.0
<b>Serrated instrument holder, small</b> For controlled storage of instruments on small instrument trays. Adapted for small instrument trays. (REF 508.0058.0 or 508.0058.2, not included in delivery)	<input type="checkbox"/>	508.0567.0
<b>⑥ Holder for ear specula / Politzer olives (in a small tray)</b> For controlled storage of ear specula on small instrument trays. Adapted for small instrument trays. (REF 508.0058.0 or 508.0058.2, not included in delivery)	<input type="checkbox"/>	508.0545.0
<b>ENT Instrument Set</b>	<input type="checkbox"/>	020.9000.0
See an overview of all instruments on page 100!		



## ATMOS C 11 Systema

The small giant! Sensational pricing

The optimum space utilisation – ATMOS® C 11 Systema

## The complete upgrade...

### 1 // Microscope

The integration of a top quality examination microscope into the treatment unit offers many advantages:

- stable, vibration-free suspension
- independence from the nature of the room, also for relocation within the practice/clinic.

### 2 // Instrument management

Your instruments can be conveniently stored and are within easy reach.

Up to 2 optional storage levels are available and fulfill the strict hygiene requirements.

Additional instrument capacity is available using the integrated drawers below.

Optional with monitor arm or storage board.

### 3 // Ear irrigation

The ear irrigation module with an integrated, independent water canister offers you the possibility to use warm water (37°C) with compressed air for ear irrigation. This allows for independence from the mains water supply.

### 4 // Compressed air module and sprayer

The compressed air module in connection with different sprayer bottles allows for an ear irrigation with warmed water and for the application of medication sprayers.



## 5 // Automatic headlight hook

The headlight illumination is automatically switched on and off when removed from or placed on the hook.



## 6 // LED Light Cube / light source

LED - the light of the future - is already used for our technologies.

Maintenance-free and noiseless!

For endoscopes with or without light conductor the ATMOS C 11 Systema offers the perfect solution with regard to maximum illumination and long service life.



## 7 // Integrated extension table

Not enough space? You can integrate a working surface alongside your ATMOS® C 11 Systema for administration or diagnostic expansion requirements

## 8 // Mirror quick heater

At the touch of a button, conveniently and quickly warm your endoscopes and instruments above the mirror quick heater to prevent misting and maintain a clear view.

Includes automatic shutdown function.

## 9 // Endoscope management

Hygienic and optimally adapted to your workflow:

The 1-channel endoscope management is designed to assist you in keeping your clean and dirty scopes separated.

## 10 // Deposit for used instruments

Used instruments can be easily placed in the used instrument deposit for reprocessing or disposal and your working area can be kept hygienically clean.



When sometimes less is more – ATMOS® C 11 Systema

## The basic unit...

### 1 // Metal corpus with PU covers and deposit surfaces

The metal cabinet of the ATMOS® C 11 Systema is strong and corrosion resistant. Both the metal and PU work surface are smooth with easy to clean surfaces and durable against disinfectant solutions.

### 2 // Placement area for sprayer bottles

Directly integrated into the worktop are three holders for medicament bottles and two holders for ear irrigation bottles. Both are used in conjunction with irrigation and compressed air option.



### 3 // Holder for handle and hoses

Your workflow is optimised with integrated supports for suction hose and compressed air handles with automatic on/off activation when removed or returned to the support.

### 4 // Drawers

With one large and two small drawers your instruments and consumables can be stored within easy reach and allow you to maintain an organised working area.

### 5 // Mobility

Use your ATMOS® C 11 Systema any time, anywhere by opting for system mobility. Four, smooth running, lockable castors allow you to easily relocate your system!  
Floor cleaning and relocations are no problem!



## 6 // Instrument management

Instruments and endoscopes placed on the large working surface are within easy reach.

## 7 // LED power supply

The LED power supply offers LED connections for your ATMOS® HL 21 LED headlight and ATMOS® LS 21 LED light handle for connection to endoscopes. The light output has automatic switching for both the headlight and light handle.



## 8 // Supports for endoscope quivers

The ergonomic arrangement of the storage quivers allows you to clearly separate clean and used endoscopes.

## 9 // Powerful suction pump

ATMOS® has a global reputation for high quality, innovative and powerful suction systems. The ATMOS® C 11 Systema incorporates a high performance suction module designed specifically for ENT applications, the suction hose is automatically activated when removed from the support.



## 10 // Secretion management and DDS

Powerful suction system with user-friendly autostart function. Easy manual secretion canister evacuation by DDS (Direct-Docking-System). The secretion canister is equipped with a mechanical overflow protection and a hydrophobic bacterial filter.

The secretion management can be used in conjunction with reusable secretion containers (DDS – Direct Docking System) or disposable secretion liner systems.





ATMOS® C 11 Systema

## Sets



Also for you we have a set  
which meets your  
requirements!

Please do not hesitate to  
contact us, we are happy to  
advise you.





## ATMOS A 11 LED

The mobile ENT function column for the ward

## ATMOS A 11 LED



**The ATMOS A 11 LED is a high performance function column with versatile applications in the ENT range like:**

- innovative suction procedures
- illumination of body cavities, with innovative LED headlight and mobile LED light source for endoscopes
- medicament sprayers
- ear irrigation

**for various fields of application:**

- on the ward (you can take it with you during the ward round)
- in large nursing facilities (elderly care home/ hospice care)
- ENT outpatient department
- examination room
- consultation room
- intermediate care (recovery patient monitoring)
- ambulatory OT centre
- children's medical unit
- intensive care unit (postoperative treatment).



#### DDS container

The secretion container is exchanged with one grasp. Mix up of connecting hoses is impossible.




#### Medication sprayer



#### Vacuum gauge

Indication of suction performance



#### Easy handling:

- LED headlight
- LED light handle
- Heated ear irrigation module



#### Vacuum controller

Infinitely variable suction performance.



#### Swivel-mounted deposits

Arresting, swivel mounted deposits with instrument trays.



#### Ear irrigation system

With double bottle warmer.



#### Castors

With brake, 360° rotation.

## ATMOS offers the solution: The mobile ENT workstation ATMOS A 11 LED

Do you know one of the following incidents during an ENT examination?




### You have a space problem in your practice?

You are probably aware of the following situation:  
All your treatment rooms are full to capacity with medical furniture and treatment devices, there is no room for the introduction of new devices.  
The ideal situation would be an additional treatment room but this not always an option.  
With dimensions of 47 x 45 cm the ATMOS A 11 is a real space wonder.  
The compact ATMOS A11 unit enables the flexible use of a clinic room for examinations and treatment without a compromise in functionality.




### Are you short of funds?

It is not unusual for the budget to replace old equipment to be tight. The ATMOS A11 compares favorably with competitive products and allows you to obtain the equipment you need with the reputation of quality that ATMOS delivers.



### Would you like to have a mobile ENT treatment unit?

For example a bedridden patient from an old people's home is brought to you for an examination. Here a lot of time and money is spent. Is there any other solution that is less expensive?  
Especially in nursing and old people's homes it would be an advantage to go directly to the patient with the treatment unit ATMOS A 11 LED.



### You are looking for a solution for the emergency service?

It is a weekend and you have emergency service; your practice is far away. Would it in this case be nice to stay at home and be able to treat patients?  
It is very easy: anywhere you have an ATMOS A11, you are able to treat. Just install an emergency room at home!



### More flexibility in clinic, ambulance and on the ward?

This is as well nothing new: The treatment rooms in hospitals are mostly too small for a bed and an ENT treatment unit. If need be in the treatment box you can drive with the ATMOS A11 directly at the bedside of the patient or on the ward you directly go to the patient with the ATMOS A 11.

ATMOS A 11 LED - Basic equipment

# The mobile emergency column



- » For the small budget
- » Innovative ear irrigation
- » Space-saving
- » LED technology

ATMOS A 11 LED		REF
ATMOS A 11 LED (230 V)		
<b>Mobile function column for ENT</b> <b>Characteristics:</b> <ul style="list-style-type: none"> <li>Suction mechanism with direct docking secretion canister, integrated bacterial filter and overflow safety function</li> <li>Ear irrigation system with temperate flush bottle for connection to the suction attachment</li> <li>LED light package with innovative LED headlight ATMOS HL 21 LED and connection for optional LED endoscope light source ATMOS LS 21 LED</li> <li>2 medication sprayer bottles and place of deposit for instrument trays</li> <li>Colour: grey-white and medium-grey, colour parts: dove-blue</li> </ul> Included in delivery: Secretion canister with suction hose and connection for cannulae, LED headlight ATMOS HL 21 LED with connection cable 2 m, 1 deposit quiver for endoscope (REF 443.0017.0), 2 x ear irrigation bottle, Cut-in thermometer for temperature control of ear irrigation bottle, Connection adapter for ear irrigation (25 pcs.) (REF 000.0786.0), Medicament sprayer (5 pcs.) (REF 000.0783.0), nozzle attachment for sprayer, bent (25 pcs.) (REF 000.0782.0), nozzle attachment for sprayer, straight (25 pcs.) (REF 000.0791.0), medication sprayer bottles (2 pcs.) (REF 000.0787.0), 2 x rotatable tray for instrument deposit, Power cord, operating instructions	☐	506.4010.0
ATMOS A 11 LED (115 V)		
	☐	506.4010.2
ATMOS A 11 LED (127 V)		
	☐	506.4010.3

Technical data	ATMOS A 11 LED
Max. vacuum at sea level	-91 kPa (-910 mbar or 682,5 mmHg)
Noise level	< 50 dB (A) @ 1 m (acc. to ISO 7779)
Power consumption	max. 200 VA
Dimensions (H x W x D)	108 x 47 x 45 cm
Weight	20 kg (incl. fittings)
Secretion container	1.5 l plastic container DDS
Capacity of suction	40 ± 4 l/min

The stated technical data are valid at the moment of printing, and are subject to change!



①



②

Options suction system (disposable container)		REF
① <b>Receptal® set 1 x 2 l</b> <b>consisting of:</b> Receptal®-holder complete, canister for Receptal®-suction bags 2 l, 2 Receptal®-suction bag 2 l, one of them with integrated overflow valve filter, connection hose, L = 31 cm, DDS-standard rail adapter with vacuum connection.	<input type="checkbox"/>	444.0021.0
<b>DDS-standard rail adapter with vacuum connection</b> for the use of disposable systems at the unit	<input type="checkbox"/>	340.0059.0
<b>Standard rail support</b> For disposable system Medi-Vac® 1 l, 1.5 l.	<input type="checkbox"/>	444.0451.0
② <b>Medi-Vac® canister 1 l</b>	<input type="checkbox"/>	312.0473.0
<b>Consumables suction system</b>		
<b>Bacterial filter for DDS secretion canister, 10 pcs.</b> disposable, not autoclavable, Change: daily, with same patient: ca. every 14 days	<input type="checkbox"/>	340.0054.0
<b>Fitting for suction instruments</b> Silicone, autoclavable, Included in delivery: 25 pcs.	<input type="checkbox"/>	506.4048.0
<b>Medi-Vac® suction bag 1 l, not autoclavable, 50 pcs.</b>	<input type="checkbox"/>	312.0474.0
<b>Receptal® suction bag 2 l, with integrated overflow protection</b> Not autoclavable, 50 pcs., change: 1 x per patient	<input type="checkbox"/>	443.0257.2
<b>Suction hose, disposable, Ø 6 mm, L = 1.30 m, 10 pcs.</b> not autoclavable, with integrated funnel and fingertip, Change: 1x per patient	<input type="checkbox"/>	006.0057.0
<b>Suction hose, disposable, Ø 6 mm, L = 2.10 m, 50 pcs.</b> Change: 1 x per patient	<input type="checkbox"/>	006.0059.0
<b>Fingertip, sterile, not autoclavable, 10 pc.</b>	<input type="checkbox"/>	000.0347.0





①



②

Options visualisation / light		REF
<b>① LED light handle ATMOS LS 21 LED</b> <b>LED light handle for direct connection to endoscopes and laryngoscopes</b> <b>Characteristics:</b> High-performance LED, 2 Watt/220 kLux, low operating costs due to the LED-durability of approx. 50,000 hours, connection with quick coupling for any optics, cable length: 1.90 m <b>Technical data:</b> Capacity: 2 Watt, brightness: 220 kLux, LED-durability: up to 50,000 hours, connection with quick coupling Included in delivery: 1 x LED-handle, 1 x endoscope adapter Wolf, operating instructions <b>System requirements: Light module LED (REF 530.4010.0) or lithium-ionic battery pack (REF 507.4510.0) required.</b>	<input type="checkbox"/>	507.4600.0
<b>LED light handle ATMOS LS 21 LED, warm white</b> <b>LED light handle for direct connection to endoscopes and laryngoscopes</b> <b>Characteristics:</b> High-performance LED, 2 Watt/150 kLux, low operating costs due to the LED-durability of approx. 50,000 hours, connection with quick coupling for any optics, cable length: 1,90 m <b>Technical data:</b> Capacity: 2 Watt, brightness: 150 kLux, LED-durability: up to 50.000 hours, connection with quick coupling Included in delivery: 1 x LED-handle (warm white), 1 x endoscope adapter Wolf, operating instructions <b>System requirements: Light module LED (REF 530.4010.0) or lithium-ionic battery pack (REF 507.4510.0) required.</b>	<input type="checkbox"/>	507.4602.0
<b>For further accessories please see chapter ENT endoscopes!</b>		
<b>Consumables for ear irrigation</b>		
<b>Fitting for ear rinsing</b> Silicone, autoclavable, 25 pcs.	<input type="checkbox"/>	000.0786.0
<b>Consumables for medication nebulisation</b>		
<b>Nozzle fitting, straight</b> For medication nebulisation, L = 10 cm, 25 pcs.	<input type="checkbox"/>	000.0791.0
<b>Nozzle fitting, bent</b> For medication nebulisation, L = 10 cm, 25 pcs.	<input type="checkbox"/>	000.0782.0
<b>General accessories ATMOS A 11 LED</b>		
<b>Tray for system trolley</b>	<input type="checkbox"/>	340.0084.0
<b>Tray swivel-mounted for function column</b> Included in delivery: melamine instrument tray	<input type="checkbox"/>	506.4060.0
<b>Instrument cabinet A 11</b>		
<b>Instrument cabinet A 11</b>		
<b>② Mobile instrument cabinet, with transparent covering</b> Storage space for special instruments and consumables in 3 large drawers open storage for additional equipment. Dimensions: H 88 x W 64 x D 41 cm (with closed cover), H = 121 cm (with opened cover).	<input type="checkbox"/>	506.7470.0

## Order data for the Standard ENT set

- Otolary
- Rhinology
- Adenoidec tracheo- tonsillectomy
- Standard instruments

### ENT instrument set REF 020.9000.0



Set elements	
ear specula Hartmann	2
ear hook Lucae, with button	2
ear hook Day, fine	2
foreign particle lever, Zaufal	1
paracentesis needle	1
suction adapter House, (Fisch)	1
suction cannula, conic, knee-bended, Ø 4.5 mm	2
suction cannula, conic, knee-bended, Ø 3 mm	2
suction cannula, conic, knee-bended, Ø 3.5 mm	2
suction cannula, bendable, Ø 1.5 mm	3
suction cannula, bendable, Ø 2 mm	6
suction cannula, bendable, Ø 2.5 mm	3
tuning fork Lucae C <sup>2</sup> 512	1
Balloon Politzer	1
connecting piece for 020.1300.0	1
Mounts for 020.1300.0, Ø 15 mm	1
Mounts for 020.1300.0, Ø 17 mm	1
Mounts for 020.1300.0, Ø 22 mm	1
Hearing hose Jansen, complete	1
Scalpel handle	1
Scalpel blades, Fig. 11, sterile	1
Scalpel blades, Fig. 15, sterile	1
Nose specula Tieck	5
Nose specula Vienna, Fig. 1	10
Nose specula Vienna, Fig. 2	20
Nose polyp pliers, Hartmann	1
tweezers Jansen	5
needle holder Crile-Wood	1
tweezer, anatomical, Standard	1
tweezer, anatomical, fine	1
tweezer, 1 x 2 teeth	1
scissor Wagner	1
scissor Joseph	1
nasal snare Krause	1
snare wire	2
larynx mirror, Ø 12 mm	5
larynx mirror, Ø 14 mm	8
larynx mirror, Ø 22 mm	12
larynx mirror, Ø 26 mm	5
tongue depressor Bruenings	20
larynx syringes, 2 ml	1
Cylinder for 020.4700.0	2
larynx cannula for 020.4700.0	1
Probe - Bowman, Ø 0.7 & D 0.8	1
Probe - Bowman, Ø 0.9 & D 1.1	1
Jaw hollow cannula, Lichtwitz v. Eicken	2
cotton applicator Buck	10
cotton applicator Universal	5
cotton applicator Pelteson	1
cotton applicator Hartmann	1
kidney bowl	2
Standing containers	1



Please fax  
your order to:  
**+49 7653 68986-374**



## ATMOS Hygiene program

# ATMOS Aqua clean water separation and decontamination system

with matching ATMOS Green & Clean WK decontaminant with anti-scaling agent



Three functions in one unit

- separation from open water supply system (protection against retrograde microbial contamination)
- decontamination of water for ear irrigation
- protection of pipeline systems against limescale deposits

ATMOS Aqua clean

is in compliance with DVGW guidelines

## ATMOS Aqua clean water separation system

With irrigation and stimulation devices (Hygrotherm/Variotherm) connected directly to the public water supply system, the integrated “free fall distance” of ATMOS Aqua clean provides the legally required separation of treatment units from the public drinking water supply in terms of DVGW. In addition, the tubing system of the unit is protected against limescale and microbial contamination by ATMOS Green & Clean WK.

### EN 1717

The water separation required by the DVGW is ensured by the free fall distance integrated in ATMOS Aqua clean. Thus, the system is in compliance with EN 1717.



ATMOS Green & Clean WK

## ATMOS Green & Clean WK

### Decontamination

In addition to water separation, ATMOS Aqua clean enables cleaning and decontamination of mains water and all water-bearing tubing systems by means of the ATMOS Green & Clean WK disinfectant, which has been developed specifically for this purpose.

The decontamination agent ATMOS Green & Clean WK, a concentrate based on hydrogen peroxide, is very well suited for continuous reduction of microbial loads in mains water. It stands out by its optimum disinfectant properties and high material compatibility.

The use of ATMOS Aqua clean ensures compliance with the required protection levels in the best way possible, as it prevents any new biofilm buildup by continuously adding a disinfectant concentrate based on hydrogen peroxide.



Tube without application of  
ATMOS Aqua clean



Tube with application of  
ATMOS Aqua clean

### Protection against limescale

Wherever water is exposed to alkaline substances, where it is heated, evaporated or agitated, the lime dissolved in the water can precipitate in crystals, which subsequently form deposits on the interior walls of water-bearing pipeline or tubing systems. Thus, sooner or later, the water system will be clogged up. In order to ensure adequate protection of ENT units against limescale deposits, the mains water must be processed on a continuous basis. ATMOS Green & Clean WK, which has been specifically developed for this purpose, contains a complexing agent which binds lime and thus effectively prevents deposits in the system. The effectiveness of this lime complexing process has been established up to a water hardness level of 32°dH.

**ATMOS Aqua clean is the perfect solution for providing efficient yet gentle protection of your treatment unit against limescale and microbial contamination. At the same time, the required separation from the public water system is ensured by the integrated free fall distance.**

#### Special benefits of ATMOS Aqua clean

- **Continuous decontamination and protection against limescale**
  - for a long service life of your equipment
  - for optimum treatment conditions
- **High material compatibility; no development of resistances in pathogens; long-lasting effect.**
- **Non-toxic, biodegradable disinfectant (CE mark)**
- **Safe separation of the drinking water in the unit from the public water supply system by means of a free fall distance in terms of EN 1717 (DVGW approved)**
- **Maintenance-free operation; only the refill bottle has to be changed**
- **Control unit integrated into the body of the system**
- **Automatic intensive decontamination at the push of a button**
- **Automatic monitoring of dosage levels for decontamination and deliming**
- **User-friendly modular design for easy, convenient servicing**
- **Provides a consistent level of outlet pressure for all connected units**

#### Technical data

<b>Voltage:</b>	230 V
<b>Frequency:</b>	50/60 Hz
<b>Max. power consumption:</b>	0,8 A
<b>Permissible water pressure:</b>	1–6 bar
<b>Permissible air pressure:</b>	3–8 bar
<b>Operating pressure (water):</b>	3,5 bar
<b>Operating pressure (air):</b>	2,5–4 bar
<b>Max. water throughput:</b>	1 l/min, pressureless
<b>Disinfectant:</b>	ATMOS Green & Clean WK (hydrogen peroxide, 2 % solution)
<b>Mixing ratio:</b>	1:85 (standard setting) 1:42 (intensive decontamination)
<b>Working solution:</b>	235 ppm (0,0235 %)
<b>Dimensions:</b>	550x265x160 mm (H x W x D)

ATMOS Aqua clean is available as an upgrade option for all ENT units!

It is recommended to have the **ATMOS-Service** run an intensive decontamination and deliming cycle prior to installation of the treatment unit in order to remove any existing microbial contamination and limescale deposits and ensure full efficiency of the **ATMOS Aqua clean** system.



EN 1717 compliant ENT workstation without water separation system

## ATMOS C 31



### ATMOS C 31

The **ATMOS C 31** is a complete ENT treatment unit from the product range of ATMOS MedizinTechnik. It is the perfect solution for an optimum space-saving design of your workstation, with all essential application modules available at your fingertips.

**A particularly important feature with regard to workplace hygiene is the integrated water supply, which makes you completely independent of access to the public water supply system for ear irrigation procedures.**



The water to be used for ear irrigation is fed via a heatable stainless steel tank (1), which is refilled at regular intervals.

This provides some essential benefits with regard to hygiene: The tank is easy to clean; long residence times of the water are prevented. No extra water separation system has to be connected to ensure compliance with EN 1717.

The safe minimum solution

## Compressed air ear irrigation module



### ATMOS compressed air ear irrigation module

The compressed air ear irrigation module is the optimum hygiene solution when ear irrigation is used only occasionally or at more or less infrequent intervals.

The ATMOS compressed air ear irrigation module makes you completely independent of any water supply system, and the application by use of compressed air ensures a maximum of safety and hygiene. The module consists of an irrigation bottle, which is attached to the compressed air handle in a similar fashion as for application of medications.

By means of a heating module integrated in the treatment unit, the irrigation liquid in the bottle is heated up to an adequate temperature for irrigation. All components of the unit are fully autoclavable. The irrigation bottle can also be filled with distilled water.

Green & Clean SK and Green & Clean MK

## ATMOS surface disinfectant

An adequate modality for disinfection and cleaning of sensitive surfaces must have a variety of specific properties:

in addition to an intensive cleaning effect, efficient disinfection is also of particular importance, while the material surfaces must not be damaged in the process. Furthermore, the disinfection procedure must be quick and easy to perform, as usually no allowances can be made for long exposure times. Also, the products should be listed by the VAH (German Association for Applied Hygiene), which ensures that they have been tested by the VAH and the disinfection procedure has been found to be adequately effective.

The new **ATMOS Green & Clean SK** disinfectant and cleaning foam and the ready-to-use **ATMOS Green & Clean MK** disinfectant and cleaning wipes provide the optimum solution for all these requirements:

- suitable for all surfaces of **ATMOS medical devices**
- for surfaces of **ATMOS chairs and stools**
- for other (alcohol-)sensitive surfaces
- **VAH listed**

### ATMOS Green & Clean SK (disinfectant and cleaning foam)

- gentle, conditioning disinfectant and cleaning foam
- extremely short exposure time (60 seconds)
- broad spectrum of activity: specifically virucidal against HBV/HIV/HCV/H1N1, bactericidal, fungicidal
- remanence effect is ensured (prevents immediate recontamination with airborne microorganisms)
- alcohol-free
- aldehyde-, phenol-, and phosphate-free
- state-of-the-art combination of active ingredients: quaternary ammonium compounds
- no aerosol formation
- pleasant, mild odour
- pH-neutral
- biodegradable in accordance with EEC Directive 84/449
- VAH/DGHM listed; CE mark
- particularly suitable for alcohol-sensitive surfaces



Disinfectant and  
cleaning foam  
**ATMOS Green & Clean SK**

### ATMOS Green & Clean MK (disinfectant and cleaning wipes)

- extra-large disinfectant wipes for quick and easy disinfection of surfaces
- made of tear-resistant nonwoven material
- in a handy dispenser bucket (ready for use by adding 750 ml Green & Clean SK)
- due to the special fabric structure, contaminants are particularly well absorbed
- CE mark, VAH listing



Disinfectant and  
cleaning wipes  
**ATMOS Green & Clean MK**

## Easy application of ATMOS Green & Clean MK

- Just add ATMOS Green & Clean SK (750 ml) to the dispenser bucket - ready!

## The H1N1 problem

In the more recent past, cases of infection with H1N1 (swine influenza) have been an issue of particular importance, which was taken as an occasion for testing the efficacy of Green & Clean SK against H1N1. According to two expert opinions obtained (vaccinia virus expertise dated 14 April 2009, and BVDV expertise dated 20 April 2009), disinfection by use of Green & Clean SK causes a titre reduction of four log<sub>10</sub> levels, equivalent to an effective reduction of 99.99 %. Consequently, the product can be claimed to be “specifically virucidal”, i.e. it is effective against all enveloped viruses. This includes the so-called blood-borne viruses, such as HIV, HCV and HBV, as well as other enveloped viruses, e.g. the herpes simplex virus or influenza viruses (including H1N1).

## Cleaning and Disinfection Plan

Hygiene plans are an efficient tool for clear and concise visualization of cleaning and disinfection procedures and for providing a quick and easy overview of all tasks to be performed. Their special benefit consists not only in the clear schematic presentation of cleaning and disinfection measures – they also ensure that these measures are implemented in a consistent and systematic manner.

With complex systems consisting of a multitude of components, attachments and accessories, specific disinfection or even sterilization procedures can easily be neglected when there are no clearly defined structures in place for a cleaning regimen.

For this reason, our product range includes hygiene plans laminated in plastic film, which can be wiped with a moist cloth and written on with non-permanent markers. They have a clearly structured design, in which all the individual components of a specific unit are clearly visible at a glance, and applicable cleaning routines and intervals are specified.



Hygiene plans can be ordered as a complete package (two laminated plans and one pen) via our special service hotline (+49-(0)7653 / 689-222).

### Expert opinions:

Prof. Dr. med. G. Frösner, München  
Prof. Dr. med. E. Marth, Graz  
Prof. Dr. med. R. Schubert, Frankfurt/Main



①



②



③

ATMOS Clean & Clear		REF
<b>ATMOS Aqua Clean</b> Waterdisconnection-, decontamination- and decalcification unit for ATMOS S 61 ENT unit. <b>characteristics:</b> <ul style="list-style-type: none"> <li>▪ Disconnectedness freshwater/process water</li> <li>▪ Continuous decontamination</li> <li>▪ Decalcification</li> </ul> <b>Technical datas</b> 230 V, 50/60 Hz, max. flow capacity 1 l/min (compressed air), operating pressure 3,5 bar, dimensions (H x W x D): 550 x 265 x 160 mm Included in delivery: Connection material, 1 bottle of ATMOS Green & Clean WK, instruction manual	<input type="checkbox"/>	530.2120.0
<b>ATMOS Aqua clean</b>		
<b>Water separation, decontamination and decalcification system for calor stimulation and irrigation devices</b> <b>Characteristics:</b> <ul style="list-style-type: none"> <li>▪ separation between fresh water and process water</li> <li>▪ continuous decontamination</li> <li>▪ decalcification</li> </ul> <b>Technical data:</b> 230 V, 50/60 Hz, max. water flow rate 1 l/min (compressed air), operat pressure 3.5 bar Dimensions (HxWxD): 550x265x160 mm Scope of supply: connection kit, 1 bottle ATMOS Green & Clean WK, operating instructions	<input type="checkbox"/>	502.1200.0
<b>ATMOS Green &amp; Clean WK</b>		
<b>① Decontamination solution and calcium blocker for ATMOS Aqua clean</b> <b>Characteristics:</b> blocker continuous decontamination and decalcification easy exchange of the bottle Scope of supply: 6 x 1000 ml ATMOS Green & Clean WK	<input type="checkbox"/>	534.3110.0
<b>ATMOS Green &amp; Clean SK</b>		
<b>Solution for disinfection of surfaces which are sensitive to disinfect containing alcohol</b> 750 ml bottle to be used in connection with Green & Clean MK	<input type="checkbox"/>	534.3130.0
<b>ATMOS Green &amp; Clean SK 5l</b> Refill canister for ATMOS Green & Clean SK bottle 750 ml Included in delivery: 5 l canister Green & Clean SK	<input type="checkbox"/>	534.3150.0
<b>ATMOS Green &amp; Clean MK</b>		
<b>② Ultra-large wipe for surface disinfection</b> for use in connection with Green & Clean SK	<input type="checkbox"/>	534.3120.0
<b>ATMOS Green &amp; Clean MK starter set II</b> Refill set for ATMOS Green & Clean MK system Included in delivery: 5 l canister Green & Clean SK, 7 x 70 wipes, 1 dispenser bucket	<input type="checkbox"/>	534.3140.0
<b>③ Cleaning and disinfection plan S61 Servant, german</b> hygiene plan for ATMOS S61 Servant German version	<input type="checkbox"/>	534.2101.0
<b>Cleaning and disinfection plan S61 Servant, english</b> hygiene plan for ATMOS S61 Servant English version	<input type="checkbox"/>	534.2103.0





# ATMOS Chairs

Efficient workflow and design  
For optimal patient positioning



## The advantages of the ATMOS Chairs E 1, E 2 and M 2:

### Ergonomics and design combined:

- innovative mobility function
- easy to handle



The back rest of the ATMOS Chair E 1 and E 2 is infinitely variable from approx. 7° forward to the horizontal position. By synchronous coupling with the arm rests and the leg support the chair is converted quickly into a long stable couch.

With the model E 2 with electrically operated backrest, an electromotive adjustment of the backrest is possible. The height-adjustable neck rest of the E 1 and E 2 can easily be removed if required. A foldable foot rest enables the patient to sit comfortably in a perfect examination position.

The seat from the E 2 can be swiveled separately by 90° to the right or the left. The electromotive seat height adjustment is infinitely variable from 58,5 cm up to 78,5 cm (56,5 up to 76,5 cm for the E1).

After examination one press to the foot switch brings the chair back into normal position.

The upper part of chair can be swiveled by 360° and arrested in any position with the stop levers mounted on both sides (E 2) or automatically stops, respectively, at 90° (E 2).





#### Seat

The seat can be swivelled separately by 90° to the right or the left.



#### Back rest

approx. 7° forward to the horizontal position.



#### Foot rest

Fully synchronises with the arm rests, foldable.



#### Arm rests

Independent positioning, synchronised coupling with foot and back rest.



#### Head rest

Height-adjustable and detachable.

ATMOS Chair	E 2	E 1	M 2	31 P	21 P
Design suitable to					
ATMOS S 61 Servant	✓	✓	✓	-	-
ATMOS C 31 / ATMOS C 21	-	-	-	✓	✓
Seat					
Seat height	58,5 to 78,5 cm	56,5 to 76,5 cm	56,5 to 76,5 cm	51 to 71 cm	46 to 66 cm
Manual adjustment	-	-	-	-	✓
Electrical adjustment	✓	✓	✓	✓	-
Child seat	●	●	●	●	●
Seat separately rotatable 90°	✓	-	-	-	-
maximum lifting capacity (kg)	150	150	150	150	150
Backrest					
Manual adjustment	✓	✓	✓	✓	✓
Electrical adjustment	●	-	-	-	-
Inclination angle	-7° to +90°	-7° to +90°	-7° to +90°	-5° to 45°	-5° to 45°
Collapse bearing (90°)	✓	✓	✓	-	-
Foot support					
Manual adjustment	✓	✓	✓	●	●
Synchronous with backrest	✓	✓	-	●	-
Foot rest retractable	✓	✓	-	-	-
Arm rest					
Synchronous with backrest	✓	✓	-	-	-
Single foldable	✓	✓	✓	-	-
Mobile chair base part	●	●			
Installation					
Chair fixed to the floor	◆	◆	◆	Yes	Yes

◆ = acc. to national legal requirements

✓ = Standard

● = Option

- = not available



#### Child seat

For the perfect position of your small patients.

E 2

## Patient Chair E 2



- » Ergonomic seating and treatment comfort
- » Infinitely variable inclination adjustment
- » Robust and solid technology
- » Easy handling



See an overview of all patient chairs on page 113.

ATMOS Chair E 2		REF
Electromotive height adjustment by pedal switch, upper part rotates around 360° and is equipped with an arrestor on both sides, seat with integrated handles separately rotary both 90° to the right and to the left, infinitely variable inclination of the backrest from 7° forward to the horizontal, Fully synchronises with the arm rests, foldable, height-adjustable and detachable headrest, arm rests separately to be swiveled off backwards, foot support to be tipped up, seat height 55.5 - 78.5 cm, 230 V~/50 Hz covering: Airport (A) acc. to shade card		
<b>ATMOS Chair E 2, 230 V~</b>		
Included in delivery: Power Cord, operating instructions	<input type="checkbox"/>	535.0000.0
<b>ATMOS Chair E2, 100/127 V~</b>		
Included in delivery: Power Cord, operating instructions	<input type="checkbox"/>	535.0000.4
<b>Options for ATMOS Chair E 2</b>		
<b>Option for patient chair ATMOS Chair E 2</b> Electrically operated backrest	<input type="checkbox"/>	535.1000.0
<b>Option for patient chair ATMOS Chair E2</b> <b>Mobility</b>	<input type="checkbox"/>	535.1100.0
<b>Option stainless steel cover</b>	<input type="checkbox"/>	535.1200.0
<b>Child seat for patient chair E 1/ E 2/ M 2</b> Made of tear proof leatherette for long durability	<input type="checkbox"/>	503.0342.0

E 1

# Patient Chair E 1



- » Ergonomic seating and treatment comfort
- » Infinitely variable inclination adjustment
- » Robust and solid technology
- » Easy handling



See an overview of all patient chairs on page 113.

ATMOS Chair E 1		REF
Electromotive height adjustment by pedal switch, upper part rotates around 360° and is equipped with an arresting every 90°, mechanical inclination of the backrest from +7° forward to the horizontal synchronous coupling of the foot support and arm rests, height-adjustable and detachable headrest, arm rests separately to be swiveled off backwards, foot support to be tipped up, seat height: 56.5 - 76.5 cm, 230 V~/50 Hz, covering: Airpor (A) acc. to shade card		
<b>ATMOS Chair E 1, 230 V~</b>		
8.5 min., height of backrest: 860 mm, weight: 80 kg Included in delivery: Power cord, operating instructions	<input type="checkbox"/>	536.0000.0
<b>ATMOS Chair E 1, 100/127 V~</b>		
weight: 80 kg Included in delivery: Power cord, operating instructions	<input type="checkbox"/>	536.0000.4
<b>Options for ATMOS Chair E 1</b>		
<b>Option for patient chair ATMOS Chair E2</b>	<input type="checkbox"/>	535.1100.0
<b>Mobility</b>		
<b>Option stainless steel cover</b>	<input type="checkbox"/>	535.1200.0
<b>Child seat for patient chair E 1/ E 2/ M 2</b>	<input type="checkbox"/>	503.0342.0
Made of tear proof leatherette for long durability		

M 2

# Patient Chair M 2 and Options



- » Basic Chair
- » Versions
- » Colour samples
- » Options
- » Technical Data



See an overview of all patient chairs on page 113.

ATMOS Chair M 2		REF
Electromotive height adjustment by pedal switch, upper part rotates 140° both to the right and to the left, detent on both sides, seat with integrated handles separately rotary both 90° to the right and to the left, infinitely variable inclination of the backrest from approx. 10° forward to the horizontal by means of pedal or hand switch, synchronous coupling of the foot support and arm rests, height-adjustable and detachable headrest, arm rests separately to be swiveled off backwards, foot support to be tipped up, seat height 56.5 - 76.5 cm, 230 V~/50 Hz; covering: Airpor (A) acc. to shade card		
<b>ATMOS Chair M 2, 230 V~</b>		
mains cable, operating instructions	<input type="checkbox"/>	537.0000.0
<b>ATMOS Chair M 2, 100/127 V~</b>		
mains cable, operating instructions	<input type="checkbox"/>	537.0000.4
<b>Options for Patient Chair M 2</b>		
<b>Option stainless steel cover</b>	<input type="checkbox"/>	535.1200.0
<b>Child seat for patient chair E 1/ E 2/ M 2</b>	<input type="checkbox"/>	503.0342.0
Made of tear proof leatherette for long durability		
<b>Folding foot support, ocean</b>	<input type="checkbox"/>	503.0335.2
<b>Folding foot support, sapphire</b>	<input type="checkbox"/>	503.0335.3
<b>Folding foot support, basic</b>	<input type="checkbox"/>	503.0335.4
Attention: Not identical with lacquering ATMOS S 61 Servant!		
<b>Folding foot support, turquoise</b>	<input type="checkbox"/>	503.0335.5
<b>Folding foot support, white</b>	<input type="checkbox"/>	503.0335.6
<b>Folding foot support, special colour</b>	<input type="checkbox"/>	503.0335.0
Please indicate colour!		

# Colour Selection

Patient Chairs  
Doctor's Chair



ATMOS Chair E 2  
REF 535.0000.0



ATMOS Chair E 1  
REF 536.0000.0




ATMOS Chair M 2  
REF 537.0000.0



ocean  
REF 535.2100.0




sapphire  
REF 535.2200.0



basic  
REF 535.2300.0



turquoise  
REF 535.2400.0




white  
REF 535.2500.0




black  
REF 535.2600.0

## Special colours REF 535.2000.0



Bahama Beige



dove blue



Bordeaux

# Your advantages at a glance

ATMOS Chair 21 P



(46 to 66 cm)



**ATMOS chair programme**  
**Made in Germany**

Patients and doctors worldwide rely on ATMOS

## ATMOS Chair 31 P

- Easy and quick adjustment to a perfect patient-doctor-positioning

- Solid height adjustable head rest

- Backrest inclination infinitely variable ( $-5^{\circ}$  to  $+45^{\circ}$ ), easy to be operated by the doctor

- Ergonomically formed arm rests

- Low access height, optimised lifting height (57 to 71 cm)

- Comfortable height adjustable seating (infinitely variable)

- rotatable by  $360^{\circ}$ , infinitely variable fixation

- Designed and manufactured in Germany



ATMOS supplements their patient chair programme with the new ATMOS chair 21 P / 31 P.

Here the coordinated design continues and enables you to have appealing furniture in your practice at an economical price.

Due to our years of experience in the ENT area and to the close collaboration with experts and users, we sell over 600 ENT workstations annually therefore we are one of the market leaders in this field.

Let yourself be inspired.



ATMOS Chair 31 P

# Patient Chair ATMOS Chair 31 P

When design and function are in sync!



- » Ergonomic seating and treatment comfort
- » Easy and quick adjustment to a perfect patient-doctor-positioning
- » Modern, functional design
- » Back rest infinitely variable from -5° up to 45°
- » Height adjustable head rest
- » Electromotive height adjustment
- » Rotation area 360°



See an overview of all patient chairs on page 113.

Patient chair ATMOS Chair 31 P		REF
Patient Chair ATMOS Chair 31 P, basic/dove-blue		
<b>Economical entry model of ATMOS ENT examination chairs</b> <b>Characteristics:</b> For comfortable ENT-treatment, in a modern and functional design, seamless seating made of abrasion and tearproof leatherette, backrest infinitely variable from -5° to +45° with gas pressure spring, sturdy plastic arm rests, open in front for optimum legroom, safe positioning of the head due to projecting and height-adjustable headrest, electromotive height adjustment from 51 to 71 cm, easy patient positioning as chair rotates around 360° can easily be arrested by foot pedal, baseplate complete with fixation material leatherette-colour combination, resistant against disinfectants Included in delivery: screws, dowels, operating instructions <b>Please note: For safety reasons, this chair has to be screwed tightly!</b>	<input type="checkbox"/>	503.0800.0
Patient Chair ATMOS Chair 31 P, white/dove-blue		
<b>Please note: For safety reasons, this chair has to be screwed tightly!</b>	<input type="checkbox"/>	503.0802.0


ATMOS Chair 21 P

# Patient Chair ATMOS Chair 21 P

The economic patient chair with functional design



- » Backrest infinitely variable from - 5° up to 45°
- » Height-adjustable headrest
- » Infinitely variable height adjustment by mechanical hydraulic pump
- » Rotation area 360°
- » Top quality with a perfect price-performance ratio
- » Design adapted to the ENT units ATMOS C 21 and ATMOS C 31
- » Quick and easy adjustment to an optimal patient-doctor positioning!

Patient chair ATMOS Chair 21 P		REF
Patient Chair ATMOS Chair 21 P, basic/dove-blue		
<b>Economical entry model of ATMOS ENT examination chairs</b> <b>Characteristics:</b> For comfortable ENT-treatment, in a modern and functional design, seamless seating made of abrasion and tear proof leatherette, backrest infinitely variable from -5° to +45° with gas pressure spring, sturdy plastic arm rests, open in front for optimum legroom, safe positioning of the head due to projecting and height-adjustable headrest, infinitely variable seat height adjustment from 46 to 66 cm with mechanical hydraulic pump, easy patient positioning as chair rotates around 360° can easily be arrested by foot pedal powder-coated bottom with rubber protecting ring complete with fixation material leatherette-colour combination, resistant against disinfectants. Included in delivery: screw, dowel, operating instructions <b>Please note: For safety reasons, this chair has to be screwed tightly!</b>		<input type="checkbox"/> 503.0700.0
Patient Chair ATMOS Chair 21 P, white/dove-blue		
<b>Please note: For safety reasons, this chair has to be screwed tightly!</b>		<input type="checkbox"/> 503.0730.0

Options for ATMOS Chair 31 P and ATMOS Chair 21 P		REF
Foot rest, rigid for Patient chair 21/31P	<input type="checkbox"/>	503.0731.0
<b>Child seat for patient chair 21 P/ 31 P</b> Made of tear proof leatherette for long durability, height: 9 cm, colour: white	<input type="checkbox"/>	503.0372.0

# Colour Selection - Standard colours

Patient Chairs / Doctor's Chair




Patient Chair ATMOS Chair 21 P  
(with option foot rest, rigid)



Patient Chair ATMOS Chair 31 P




Doctor's Chair ATMOS Chair 21 D



white

dove blue



Basic

dove blue

colours	ATMOS Chair 21 P	ATMOS Chair 31 P	ATMOS Chair 21 D
basic - dove blue	REF 503.0700.0	REF 503.0800.0	REF 503.0750.0
white - dove blue	REF 503.0730.0	REF 503.0802.0	REF 503.0740.0

ATMOS Chair 51 D / 21 D

# Doctor's Chairs ATMOS Chair 51 D / 21 D

For ideal positioning



- » Ergonomic seating and treatment comfort
- » Quick and easy adjustment to an optimal patient-doctor positioning!
- » Modern, functional design

Doctor's Chair ATMOS Chair 51 D		REF
Physician's chair with 5 double steering rollers, gas spring height adjustment system, back rest continuously adjustable in height and tilt angle, back rest can rotate as an elbow support, seat height: 54 to 72 cm.		
Doctor's Chair ATMOS Chair 51 D, ocean		
Doctor's Chair with 5 double castors Included in delivery: Foot part, seating	<input type="checkbox"/>	503.0461.0
Doctor's Chair ATMOS Chair 51 D, sapphire		
	<input type="checkbox"/>	503.0462.0
Doctor's Chair ATMOS Chair 51 D, turquoise		
	<input type="checkbox"/>	503.0463.0
Doctor's Chair ATMOS Chair 51 D, basic		
	<input type="checkbox"/>	503.0464.0
Doctor's Chair ATMOS Chair 51 D, white		
	<input type="checkbox"/>	503.0465.0
Doctor's Chair ATMOS Chair 51 D, black		
	<input type="checkbox"/>	503.0466.0
Doctor's Chair ATMOS Chair 51 D, special colour		
Please indicate colour!	<input type="checkbox"/>	503.0460.0
Doctor's Chair ATMOS Chair 21 D		
Suitable to ATMOS Chair 31 P / 21 P, seamless seat (Ø 33 cm) made of abrasion and tear proof synthetic leather, infinitely variable height adjustment from 52 up to 68 cm by gas operated compression spring, base with extra small diameter (47 cm) for near positioning to the patient, synthetic leather colour combination, resistant against disinfectants.		
Doctor's Chair 21 D, basic/dove-blue		
Doctor's Chair adapted to patient chair ATMOS Chair 31 P/ 21 P Included in delivery: Foot part, seating	<input type="checkbox"/>	503.0750.0
Doctor's Chair 21 D, white/dove-blue		
Doctor's Chair adapted to patient chair ATMOS Chair 31 P/ 21 P seating, operating instruction	<input type="checkbox"/>	503.0740.0

Please contact us via: ENT@atmosmed.com | Phone: +49 7653 689-374 | Fax: +49 7653 68986-374

### Technical Data from Chair E 2

REF

Technical data	Patient Chair E 2
Operating time	short time operation, max. 2 min
Power consumption	520 VA
Voltage	230 V~ ± 10 %, 50/60 Hz
Dimensions (H x W x D)	138 x 65 x 80 cm
Weight	80 kg
Seat depth:	47 cm
Seat height	54-74 cm
Current Input	2,2 A
Power Cable	3 m length
Height adjustment	electrical driven lift column, operation by foot switch

The stated technical data are valid at the moment of printing, and are subject to change!

### Technical Data from Chair E 1 and M 2

Technical data	Patient Chair E 1	Patient Chair M 2
Operating time	Max. 1.5 min continuous operation afterwards rest period 8.5 min	short time operation, max. 2 min
Power consumption	520 VA	520 VA (=performance of column)
Dimensions (H x W x D)	136 x 65 x 65 cm	138 x 64 x 80 cm
Weight	80 kg	
Seat height	56,5 - 76,5 cm	
Current Input	2,4 A	2,2 A
Height adjustment	13 mm/sec	electric driven lift column, operation by foot switch

The stated technical data are valid at the moment of printing, and are subject to change!

### Technical Data from Chair 31 and Chair 21

Technical data	Patient Chair 31 P	Patient Chair 21 P
Dimensions (H x W x D)	115 x 58 x 64 cm	
Seat height	51-71 cm	46-66 cm
Backrest inclination	-5° up to 45° infinitely variable	
Maximum weight	max. 150 kg	
Height adjustment	electrically driven lift column, operation by foot switch	mechanical hydraulic pump

The stated technical data are valid at the moment of printing, and are subject to change!

### Technical Data from Doctor's Chair ATMOS 51 D and ATMOS 21 D

Technical data	ATMOS Chair 51 D	ATMOS Chair 21 D
Dimensions (H x W x D)	max. 105 x 45 x 57 cm	76 x 50 x 42 cm
Weight	14 kg	7,5 kg
Seat height	56 - 74 cm	46 - 62 cm
Maximum weight	140 kg	max. 100 kg
Diameter of the seat	40 cm	33 cm
Height adjustment	by manual gas spring	manual gas spring

The stated technical data are valid at the moment of printing, and are subject to change!



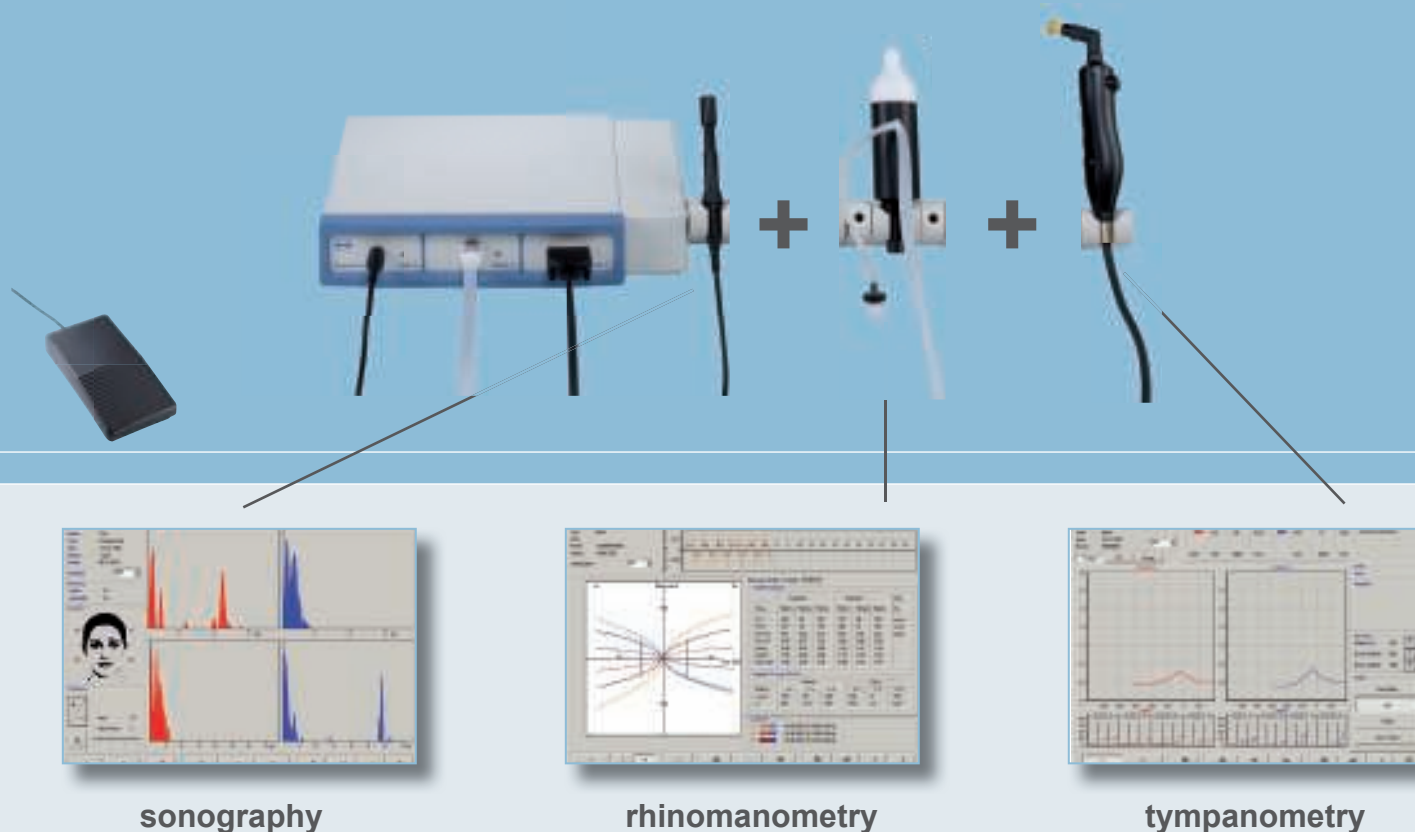
## Diagnostic

Check up in the field of ENT?  
A-Scan, rhinomanometry, vestibular examination and  
visualisation for an extensive diagnostic!



ATMOS Diagnostic Cube

## ENT Diagnostic



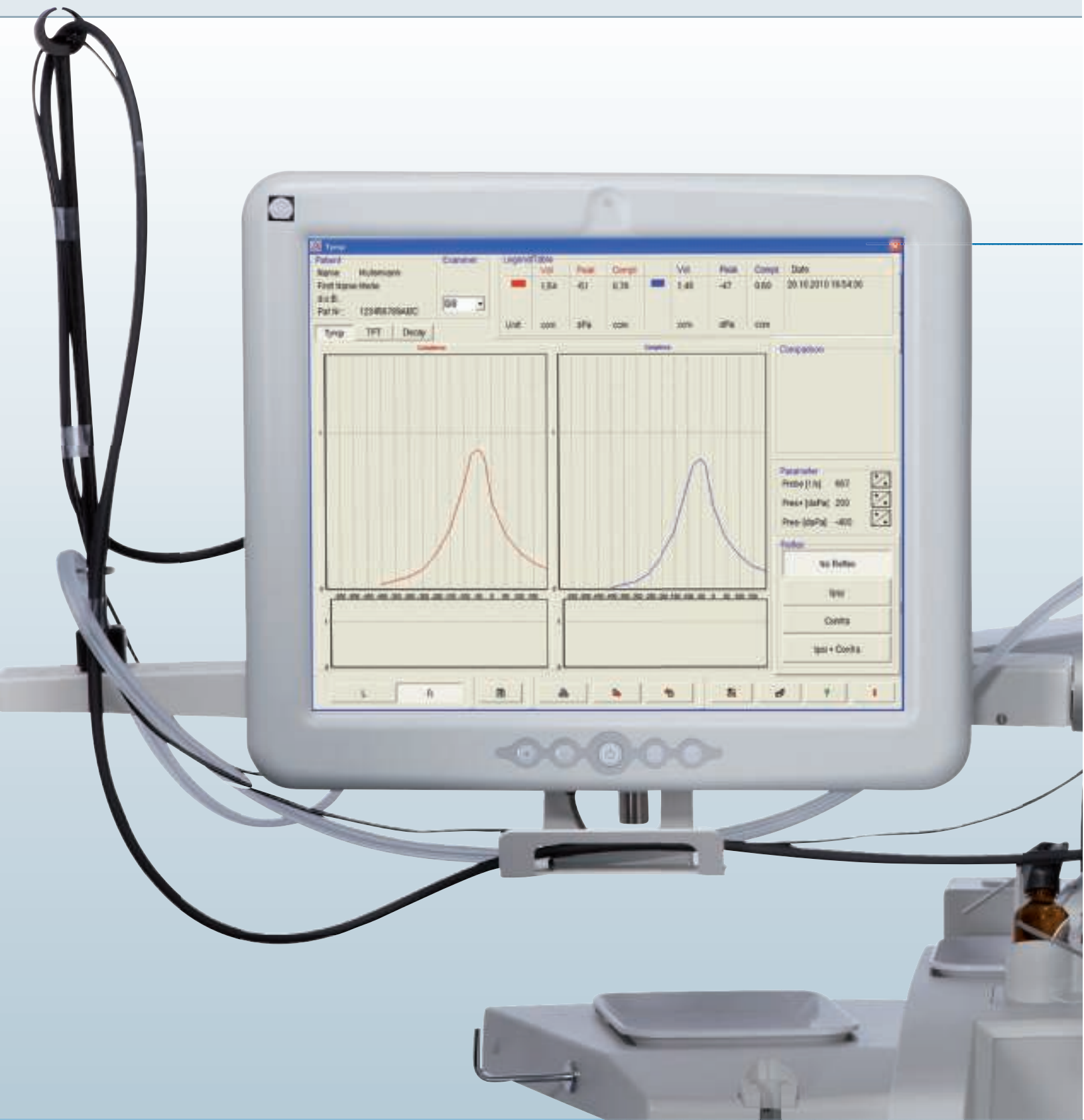
**That's how modern diagnostics in the medical field works in these days!**

The core piece of the ATMOS diagnostic system with the interface to the computer, the power supply and the connections for the footswitch and iHandle.

The cube is supplied with the network-compatible diagnostic software, a patient management and all necessary drivers.

Automated diagnosis for your needs – integrated in your workstation!

# Integrated in your workstation



## ATMOS Diagnostic Cube

The core piece of the ATMOS diagnostic system with the interface to the computer, the power supply and the connections for the footswitch and iHandle.

The cube is supplied with the network-compatible diagnostic software, a patient management and all necessary drivers.



Intuitive operable touch screen

Connection to existing practice software

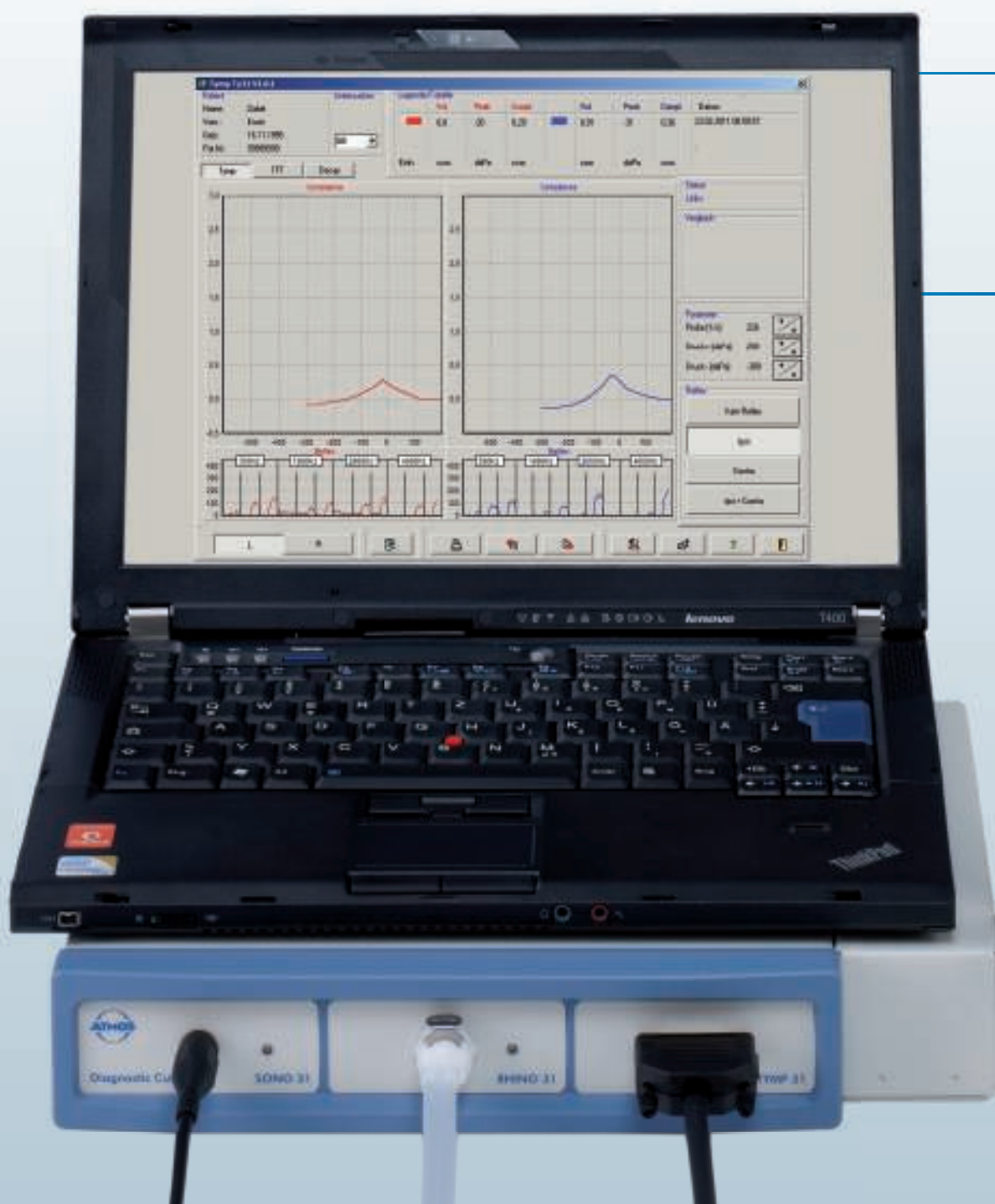
Modular & upgradeable


iHandle



The network-ready diagnostic cube as a tabletop unit - automated and easy to handle

## For the diagnostic room...





## Connection to existing practice software

Two variants are available: Run the diagnostics directly from the practice software or through a separate programme call up.

Various links into the hospital information system are also possible. The Diagnostic Cube gives you the choice!

## Modular & upgradeable

The individual modules can be retrofitted and combined with one another.

The iHandle can be mounted to both, the left and the right side of the housing.

Whether for use in your diagnostic room or integrated in your treatment system – the choice is yours!



## However you want it....

You can use the Diagnostic Cube with a laptop or PC, both variants can be networked with your in-house practice software.

## iHandle


Automatic start of the software when the handle is removed from the iHandle:  
All you have to do is measuring! Please have a look at the optimized workflow on page 134.





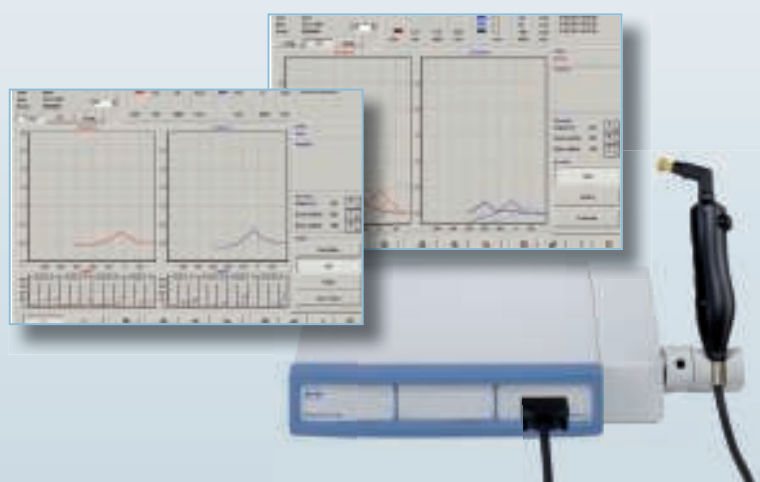
## Features & Functions

# The Modules



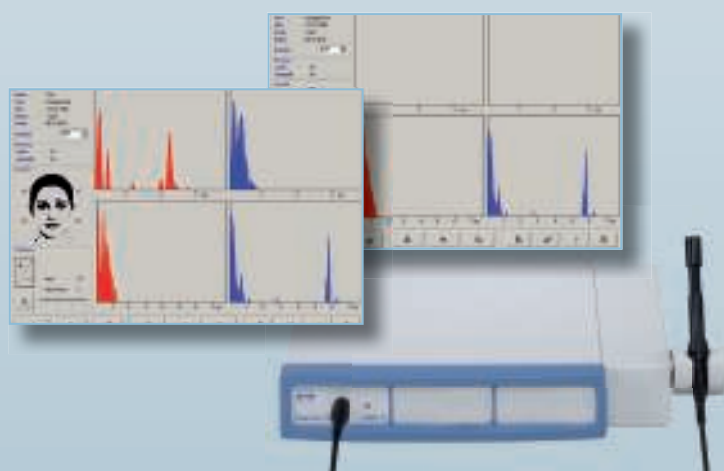
### Rhino 31

The rhinomanometry module enables the anterior measurement optionally with the nose mask or nose olives.



### Tymp 31

The tympanometry module with integrated high frequency tympanometry and depending on the age parameter adjustment has an ergonomically shaped probe handle with an LED status indicator and shift key button for changeover.



### Sono 31

The A-Scan-module is used to perform quick paranasal and frontal sinus diagnostics at the ENT workstation.

## Features & Functions

# Probes and Measuring olives

- Determination of pressure, volume flow and nose resistance
- CAR algorithm
- Comparative display of measurements for the provocation test

### Hygiene benefits:

The patient-oriented components are removable and can be reprocessed by machine. The integrated filter pad clearly separates the patient from the device-side area.



- high-frequency tympanometry
- stapedius reflex measurement
- eustachian tube function test
- reflex-decay test as an option
- high-tone tympanometry (678 and 1,000 Hz)
- age-based automatic probe tone selection
- test cavity in the probe holder for easy calibration



- individual, sinus-specific acoustic gain parameters for maxillaris and frontalis
- additional gain curves for cysts as well as an overall gain.
- foot switch and automatic mode for quick performance of measurements





Easy operation and measurement with only 3 simple steps!

## Optimized workflow

Remove



Measure



Ready to hand:

The intelligent probe support „iHandle“ starts diagnosis immediately out of the patient software when the probe is removed from the handle.



Up-to-date  
diagnostic methods:

The ATMOS Diagnostic Cube combines precise measurement technique with a simple and fast operation.

## Save



### One hand movement:

Putting the probe back to the support saves the data and closes the software!  
Via touchscreen you can also manually save the measurement.

## Print



### Easy documentation:

With one click you can print your analysis on a workstation or network printer.

## Network



### Always connected:

At your desk you can see what was measured – you have easy access to any network-connected PCs and the associated patient database.



①



②

ATMOS Diagnostic Cube		REF
<b>ATMOS Diagnostic Cube</b>		
<b>Basic module for integration of diagnostic modules including Windows PC software and viewer software.</b> <b>Technical data:</b> Mains voltage 100 -240 V, 50/60 Hz Included in delivery: Software CD, power supply, IEC mains cable, operating instructions <b>PC is not included in delivery!</b> <b>System requirements:</b> operating system Windows XP up from SP2 or Windows 7(32/64 bit), free hard disk capacity: 10 MB, processor performance: min. 1 GHz, available internal memory: 1 GB RAM, graphics resolution min. 600 x 800, at least 2 USB-2-port	<input type="checkbox"/>	512.0000.0
<b>Diagnostic modules for integration in ATMOS Diagnostic Cube</b>		
<b>Module Sono 31</b>		
<b>① A-scan diagnostic module for integration into the ATMOS Diagnostic Cube.</b> <b>Specification:</b> Individual amplification parameters for sinus maxillaris and frontalis. Operation via foot switch - please order separately. <b>Technical data:</b> Ultrasound frequency: 3.5 MHz, pulse frequency 100 Hz, max. amplification: 80 dB Included in delivery: Probe support Sono, ultrasonic probe, detachable probe cable (2 m), ultrasonic gel (bottle 250 ml) <b>Foot switch is not included in delivery, please order separately!</b>	<input type="checkbox"/>	512.1200.0
<b>Module Tymp 31</b>		
<b>② Tympanometry diagnostic module for integration into the ATMOS Diagnostic Cube.</b> <b>Specification:</b> Compliance measurement, peak, volume, stapedius reflex measurement, ipsi lateral, eustachian tube function test <b>Technical data:</b> Probe tone: 226, 678, 1000 Hz with 85 dB SPL, Stapedius reflex: 500 ,1000, 2000, 4000 Hz with 75, 85, 95 dB SPL, pressure: +200 -600 da Pa Included in delivery: Probe support Tymp, tympanometry probe, set of earplugs	<input type="checkbox"/>	512.1100.0
<b>Module Tymp 31 Basic</b>		
<b>Tympanometry diagnostic module for integration into the ATMOS Diagnost with reflex decay test</b> <b>Specification:</b> Compliance measurement, peak, volume, stapedius reflex measurement, ipsi lateral, eustachian tube function test, reflex decay test <b>Technical data:</b> Probe tone: 226, 678, 1000 Hz with 85 dB SPL, Stapedius reflex: 500 ,1000, 2000, 4000 Hz , with 75, 85, 95 dB SPL pressure: +200 -600 da Pa Included in delivery: Probe support Tymp, tympanometry probe, set of earplugs	<input type="checkbox"/>	512.1700.0



①

Module Rhino 31 with olive measuring probe		REF
<b>① Rhinomanometry module for integration into the ATMOS Diagnostic Cube</b> <b>Specification:</b> Measuring module for connection to a breathing mask or nose olive. Determination of pressure, volume flow and nose resistance, CARS algorithm, comparative measurement for the provocation test. <b>Technical data:</b> 0...700 ml/s, -500...+500 Pa Included in delivery: Probe support Rhino, measuring probe with connecting hose and measuring olives REF 512.1020.0 (three different sizes), set of filter plates (50 x large, 50 x small) REF 512.1030.0 <b>Foot switch is not included in delivery, please order separately!</b>	<input type="checkbox"/>	512.1000.0
<b>Module Rhino 31 with mask measuring probe</b>		
<b>Rhinomanometry module for integration into the ATMOS Diagnostic Cube</b> <b>Specification:</b> Measuring module for connection to a breathing mask or nose olive. Determination of pressure, volume flow and nose resistance, CARS algorithm, comparative measurement for the provocation test. <b>Technical data:</b> 0...800 ml/s, 0...500 Pa Included in delivery: probe support Rhino, measuring probe with nose mask large for adults, REF 512.1010.0, filter plates (50 x large) REF 512.1040.0, nose adapter size 1, Ø 12 mm (50 pcs) REF 105.2017.0, nose adapter size 2, Ø 15 mm (50 pcs) REF 105.2016.0, nose adapter size 3, Ø 18 mm (50 pcs) REF 105.2018.0 <b>Foot switch is not included in delivery, please order separately!</b>	<input type="checkbox"/>	512.1600.0
<b>Foot switch for control of the modules Rhino 31 and Sono 31</b>	<input type="checkbox"/>	512.0600.0



①



②

Integration accessories diagnostic room / treatment unit		REF
<b>iHandle - support for handle with automatic switching</b>		
<b>① Specification:</b> Automatic software control if the relevant measuring probe is removed from the support. Built-in sensors in the probe supports, USB control electronics in additional casing	<input type="checkbox"/>	512.0500.0
<b>Medical Touch Screen PC</b>		
<b>Windows PC with touchscreen</b> <b>Technical data:</b> 100...240 V, 50/60 Hz, Intel Core 2 duo mobile, 2.2 GHz, 2 GB memory, 500 GB HDD Microsoft, Windows 7 Pro 32-bit / 64-bit Included in delivery: Touch Screen PC, power supply, IEC mains cable, operating instructions	<input type="checkbox"/>	512.1400.0
<b>Integration in the existing practice software</b> via GDT interface	<input type="checkbox"/>	512.1500.0
<b>Integration accessories for ATMOS treatment units</b>		
<b>② Support arm for integration into ATMOS S 61 Servant</b> Support arm for monitor/PC via VESA adapter <b>Technical data:</b> Maximum load-bearing capacity 30 kg	<input type="checkbox"/>	512.1300.0
<b>Support arm for integration into ATMOS C 21 / ATMOS C 31 / Servant 5</b> Support arm for monitor/PC via VESA adapter <b>Technical data:</b> Maximum load-bearing capacity: 10 kg	<input type="checkbox"/>	512.1350.0



①

Spare parts for Rhino measuring probe		REF
<b>Measuring probe with measuring olives</b> Included in delivery: Measuring probe with connecting hose, measuring olives in 3 sizes, 1 pair of each size, set of filter plates (50 x large, 50 x small) REF 512.1030.0	<input type="checkbox"/>	512.1020.0
<b>Measuring probe with nose mask for adults</b> Included in delivery: Measuring probe with connecting hose, nose adapter, nose mask large, filter plates (50 x large) REF 512.1040.0	<input type="checkbox"/>	512.1010.0
<b>Accessories for Rhino with olive measuring</b>		
<b>Measuring olive, size 3</b>	<input type="checkbox"/>	512.1054.0
<b>Pressure olive, size 3</b>	<input type="checkbox"/>	512.1058.0
<b>Measuring olive, size 2</b>	<input type="checkbox"/>	512.1055.0
<b>Pressure olive, size 2</b>	<input type="checkbox"/>	512.1059.0
<b>Measuring olive, size 1</b>	<input type="checkbox"/>	512.1056.0
<b>Pressure olive, size 1</b>	<input type="checkbox"/>	512.1060.0
<b>Accessories Rhino with mask measuring</b>		
<b>Breathing mask, large</b>	<input type="checkbox"/>	105.2014.5
<b>Breathing mask, small</b>	<input type="checkbox"/>	105.2012.5
<b>Accessories Tymp 31</b>		
① <b>Contra lateral headset</b> Included in delivery: Headset and connection set	<input type="checkbox"/>	512.1120.0
<b>Consumables ultra sound</b>		
<b>Ultrasonic GEL, 250ML</b>	<input type="checkbox"/>	507.0603.1
<b>Consummabels Tympanometry</b>		
<b>Set of earplugs</b> Included in delivery: 24 different earplugs (5 pieces of size 2, 3, 4, 5 plus 2 pieces of size 1 and 6), 1 x cleaning filament	<input type="checkbox"/>	512.1110.0
<b>Consumables Rhinomanometry</b>		
<b>Filter for olive measurement</b> set of filter plates (50 x large, 50 x small)	<input type="checkbox"/>	512.1030.0
<b>Filter for mask measurement</b> filter plates (50 x large)	<input type="checkbox"/>	512.1040.0
<b>Nose adapter, size 1, small</b> Included in delivery: 50 pcs.	<input type="checkbox"/>	512.1061.0
<b>Nose adapter, size 2, medium</b> Included in delivery: 50 pcs.	<input type="checkbox"/>	512.1062.0
<b>Nose adapter, size 3, big</b> Included in delivery: 50 pcs.	<input type="checkbox"/>	512.1063.0



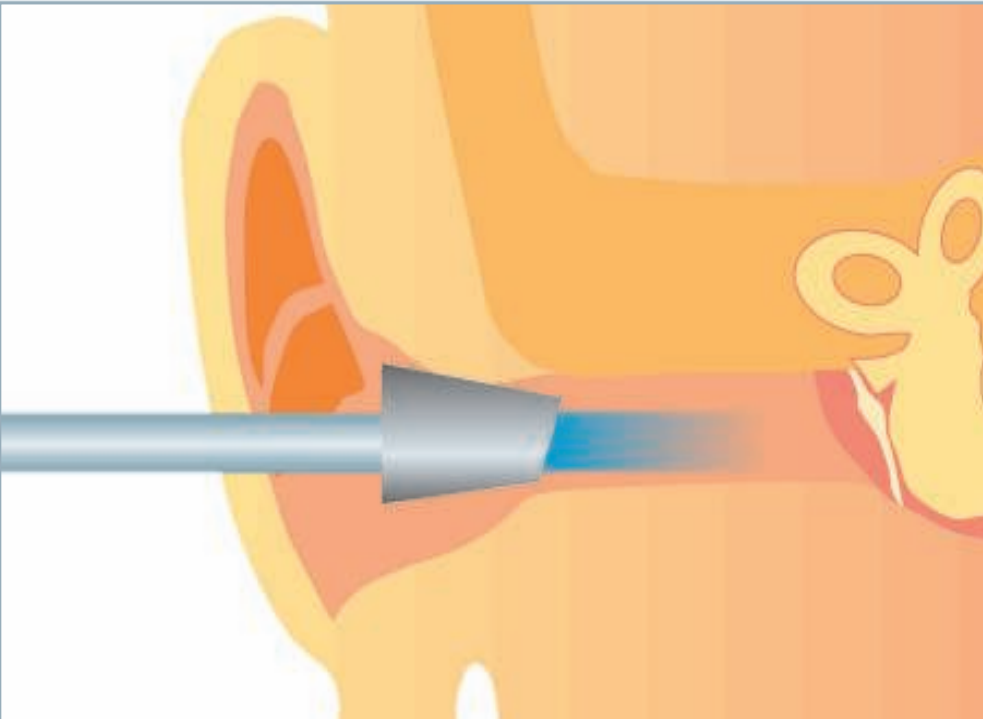
## Variotherm / Hygrotherm

Caloric nystagmus stimulation and ear rinsing





## Useful recommendations for the „vestibular examination“



Orientation of our body in space and, consequently, the feeling of being in balance presupposes the correct function of our visual, vestibular and somatosensory systems. Therefore, the vestibular system and the diagnosis of possible disorders (examination for provocation nystagmus) are of special importance.

For the thermic test (provocation nystagmus), the stimulation with temperature water is recommended.

### Recommendations for the thermic test

#### Water quantity:

approximately 150 ccm  
(at least 50 ccm)

#### Duration of irrigation: 30 - 60 sec

#### Water temperatures:

44° C for warm stimulation,  
30° C for cold stimulation  
20° C for intense stimulation  
(only if there has been no reaction  
on 30°C and 44°C)

#### Stimulation sequence:

44° C on the right, 44° C on the left,  
30° C on the left, 30° C on the right,  
possibly 20° C on the left,  
20° C on the right

When a spontaneous nystagmus is present, those irrigations which provoke a nystagmus contrary to the direction of the spontaneous nystagmus are particularly recommended. If, for example, a one sided labyrinthine disorder is presumed the irrigation at a temperature of 44°C is started on the diseased side.

If the intensity of the spontaneous nystagmus is not influenced by this irrigation the pause between the first and the second irrigation may be shorter than usual.

### Pauses between the irrigations

For scientific examinations, chief doctors recommend a pause of approximately 10 minutes between the irrigations.

For clinical irrigations, a pause of 10 minutes is required. In any case, it should not be less than 7 minutes.

### Posture during the irrigation

Recommendations depend on the kind of examination. If the nystagmus is observed by means of Frenzel glasses, two methods seem to be of equal rank:

**1. Hallpike's method: lying position:**  
head raised by 30°

**2. Veits method: sitting position:**  
head inclined backwards by 60°

### Both methods show advantages and disadvantages:

Hallpike's method offers a better reproduction but a lower vigilance level in the lying position. With the electronystagmographic registration, the Hallpike's method is to be preferred, as, in the lying position, artefacts are more likely to arise than in the sitting position.

### Hygiene is of particular importance!

ATMOS offers a membrane filter for adaptation to the irrigation handle in order to comply with hygiene requirements.

With a lifetime of at least 4 weeks this is an economical and safe solution! The high reproducibility of the stimulus as well as the exact temperature control are additional, important advantages. If the intensity of the spontaneous nystagmus is not affected by this rinsing, then the pause to the second rinsing can be shorter.

Variotherm plus / Hygrotherm plus

# thermal nystagmus stimulation



- » High temperature accuracy
- » Automatic standby mode

Variotherm and Hygrotherm		REF
<b>Variotherm plus</b>		
<b>Compact thermal stimulation unit</b> <b>Characteristics:</b> Electronically controlled flow heater, irrigation mode (37°C, up to 450 ml/min), cold and warm stimulation mode (to be preset from 20°C to 47°C) with time switching (1-99 s) and automatic flow limitation (150 ml/min), energy-saving mode to reduce water and energy consumption, highest temperature accuracy and safety for the patient. <b>Technical data:</b> Stimulation period: 1 up to 99 s, water temperature: 20°C - 47°C, water supply hose G 3/4", water drain hose G 1/4", 220 - 240 V~, 50/60 Hz, dimensions H x W x D 145 x 370 x 315 mm Included in delivery: 3 x nozzle attachment-II straight, 80 mm, 1 x plexiglass splash protection, 1 x seal for spray protection shield, 1 package of hose tips for nozzle (11 pcs), 1 x water filter housing R.V.-A1/4", 1 x water filter CellPor-Pe, 1 x power cord, 1 x operating manual	<input type="checkbox"/>	502.0900.0
<b>Variotherm plus (special voltage 100 - 127 V)</b>		
	<input type="checkbox"/>	502.0900.1
<b>Hygrotherm plus</b>		
<b>Irrigation unit for the ENT field</b> <b>Characteristics:</b> Electronically controlled flow heater (37° C, up to 450 ml/min), energy saving mode to reduce water and energy consumption, highest temperature accuracy and safety for the patient <b>Technical data:</b> Water temperature: 37°C, water supply hose G3/4" (3 m), water drain hose G1/4" (3 m), 220-240 V~, 50/60 Hz, dimensions (H x W x D) 145 x 370 x 315 mm. Included in delivery: 3 x nozzle attachment-II straight, 80 mm, 1 x plexiglass splash protection, 1 package of hose tips for nozzle (11 pcs), 1 x water filter housing R. V.-A1/4", 1 x water filter CellPor-Pe, 1 x power cord, 1 x gasket for splash protection, 1 x operating manual	<input type="checkbox"/>	502.0901.0
<b>Hygrotherm plus (special voltage 100 - 127 V)</b>		
	<input type="checkbox"/>	502.0901.1



①



②



③



④

Accessories		REF
① <b>Water prefilter for ENT units, can be flushed out</b> Included in delivery: 1 x reduction flange G3/4, 1 x cap nut R1, chrome, 1 x capillary solder fitting 90°, 1 x support for water filter, 2 seals RD 17x24x2, 2 x seal RD 21x30x2	<input type="checkbox"/>	502.0990.0
② <b>Rinsing connection for thermic stimulation, teflon</b>	<input type="checkbox"/>	501.0355.0
<b>Jet connection for water irrigation handle 80 mm</b>	<input type="checkbox"/>	508.0427.0
<b>Jet connection for water irrigation handle 110 mm</b>	<input type="checkbox"/>	508.0429.0
③ <b>Splash protection to be slipped on jet connection</b>	<input type="checkbox"/>	501.0331.0
<b>Water supply hose G3/4", 1.5 m extension</b>	<input type="checkbox"/>	501.0315.6
<b>Waste water hose R 1/4", special length, add. price/0,5 m</b>	<input type="checkbox"/>	502.0881.1
Consumables		
<b>Hose tips</b> Flexible hose tips, to be slipped on jet connection for exact guiding of the water jet. Included in delivery: 30 pcs.	<input type="checkbox"/>	502.0844.0
<b>O-Ring for splash protection</b>	<input type="checkbox"/>	501.0331.1
<b>Filter cartridge for water filter</b>	<input type="checkbox"/>	502.0891.0
④ <b>Hygiene filter for water irrigation, sterile</b> Membrane filter for connection to the irrigation handle. Medical product acc. to 93/42/EEC, service life 4 weeks (Luer Lock).	<input type="checkbox"/>	000.0918.0

Varioair

# Compact device for the dry thermal stimulation of the vestibular organ



- » Air calorisator with ultimate precision
- » Also possible with a perforated ear drum

Varioair		REF
Varioair		
<b>Compact device for the ?dry? thermal examination of the vestibular organ</b> <b>Characteristics:</b> Electronically controlled air calorisator with two temperature levels to be selected, preparation mode, stimulation mode (cold or warm stimulation depending on the preselected temperature between 20°C up to 47°C), heating off and no airflow (saving mode, standby). <b>Technical data:</b> Stimulation period 1 to 99 s, air temperature 20°C - 47°C, 100-240V~, 50/60 Hz, dimensions (H x W x D) 145 x 370 x 315 mm Included in delivery: 1 x hose tip for nozzle, 1 x sound absorber, 1 x operating manual	<input type="checkbox"/>	502.1100.0
<b>Consumables</b>		
<b>Hose tips</b> Flexible hose tips, to be slipped on jet connection for exact guiding of the water jet. Included in delivery: 30 pcs.	<input type="checkbox"/>	502.0844.0
<b>Air filter, Vyon G 1/4"</b>	<input type="checkbox"/>	000.0545.0



# ATMOS ENT status centre

The optimum workflow in the ENT visualisation and documentation

For endoscopic and stroboscopic findings

- ATMOS Scope (endoscope)
- ATMOSoft (software)
- ATMOS Strobo 21 LED (stroboscope)

ATMOS ENT Status Centre

# The fast and secure method of an ENT status



- » Optimized workflow
- » Recording of the complete ENT status
- » Advanced all-in-one handle with integrated LED camera electronics and flexible optic
- » Stroboscopy is possible in connection with the ATMOS Strobo LED
- » Documentation and administration in connection with the ATMOSoft

Endoscopy and stroboscopy		REF
ATMOS Scope		
<b>Flexible video-nasopharyngoscope with integrated LED light source and camera chip</b> <b>Characteristics:</b> Stand-alone visualisation system with integrated LED technology and camera chip for easy handling. Controller with connections to monitor and PC/laptop. Further options like ATMOS Cam, ATMOS Strobo 21 LED and/or ATMOS MedDo are available and can be added. Included in delivery: flexible video-nasopharyngoscope, controller, mains cable, operating instructions	<input type="checkbox"/>	950.0300.0
<b>Note: The best picture quality you can reach while using the medical 15" Video- / PC-Monitor (REF 534.3005.0)</b>		





①



②

Accessories		REF
<b>ATMOS Scope Control Unit</b>		
<b>Connection unit for ATMOS Scope handle</b> <b>Characteristics:</b> Controller with connections to the monitor and PC/laptop. <b>Technical data:</b> Dimensions control unit (H x W x D): 243 x 65.5 x 229.5 mm Power supply unit: 100-240 V AC Power consumption: max. 30 VA Outputs: 2 x composite video (FBAS), USB 2.0, interface ATMOS Strobe 21 LED Included in delivery: Control unit, mains cable, operating instructions <b>Please note: The ATMOS Scope handle (950.0320.0) is required.</b>	<input type="checkbox"/>	950.0319.0
<b>ATMOS Scope Handle</b>		
<b>Flexible video-nasopharyngoscope with integrated LED light source and camera chip</b> <b>Technical data:</b> Probe diameter: 3.8 mm, probe length: 300 mm, angle: 2 x 160°, direction of view: 0°, aperture angle 85°, focus: 6-60 mm, analogue video signal: NTSC, image sensor 82.000 Pixel Included in delivery: flexible video-nasopharyngoscope <b>Please note: The ATMOS Scope control unit (950.0319.0) is required.</b>	<input type="checkbox"/>	950.0320.0
<b>① 1-channel endoscope management for ATMOS Scope</b> for safe storage of the ATMOS Scope Included in delivery: 1 x metal quiver (Ø 18 mm) for storage of the clean ATMOS Scope, 1 x metal quiver (Ø 35 mm) for storage of the ATMOS Scope after use, (can be filled with disinfectant), 1 x support for storage of the used ATMOS Scope (950.0311.0), 1 x support for storage of the ATMOS Scope (950.0312.0), 1 adapter for quiver, black (Ø 18 mm), 1 adapter for quiver, black (Ø 35 mm)	<input type="checkbox"/>	950.0350.0
<b>One-channel endoscope management, ATMOS Scope for ATMOS C 11 Systema</b> For the safe and quick storage of the ATMOS Scope. Included in delivery: 1 x black spacer sleeve for metal quiver (Ø 18 mm), 1 x metal quiver (Ø 18 mm) for the storage of the clean ATMOS Scope, 1 x support made of teflon for metal quiver (Ø 18 mm), 1 x black spacer sleeve for metal quiver (Ø 35 mm), 1 x metal quiver (Ø 35 mm) for storage of the used ATMOS Scope, (can be filled with disinfectant solution), 1 x support made of teflon for metal quiver (Ø 35 mm)	<input type="checkbox"/>	541.4200.0
<b>Support for depositing the used ATMOS Scope</b> Teflon element for metal quiver (can be filled with disinfectant solut for fixation of the used ATMOS Scope	<input type="checkbox"/>	950.0311.0
<b>Support for storage of the ATMOS Scope</b> Teflon element for metal quiver for fixation of the clean ATMOS Scope	<input type="checkbox"/>	950.0312.0
<b>② Microphone for ATMOS Scope</b>	<input type="checkbox"/>	950.0310.0
<b>ATMOS Scope case</b>	<input type="checkbox"/>	950.0321.0
<b>ATMOS Scope density test</b>	<input type="checkbox"/>	950.0322.0
<b>HF adapter chinch BNC</b>	<input type="checkbox"/>	950.0323.0
<b>Cable BNC 50 Ohm 1.5 meter</b>	<input type="checkbox"/>	008.0670.0
<b>Cable USB type A/B</b>	<input type="checkbox"/>	950.0324.0
<b>Cable jack plug</b>	<input type="checkbox"/>	950.0325.0
<b>Mains cable, Euro-standard, Length: 3 m</b>	<input type="checkbox"/>	507.0859.0
<b>Pressure pin module</b>	<input type="checkbox"/>	950.0326.0
<b>Cable Nasosystem</b>	<input type="checkbox"/>	950.0327.0



ATMOSoft

# Simplify your daily work



- » Easy administration of diagnostic results in the patient data file
- » Practice-oriented recording of images
- » Perfect image quality by the matching ATMOS components
- » Perfect controls with the ATMOS Scope handle

Software		REF
<b>ATMOSoft ENT licence</b> For administration and archiving of image and video data in an integrated patient data base	<input type="checkbox"/>	700.0030.0
<b>ATMOSoft ENT controller</b> For control of the ATMOS Scope in connection with the ATMOSoft ENT software	<input type="checkbox"/>	700.0032.0

ATMOS Strobo 21 LED - Basic equipment

# Stroboscopy with LED technology



- » Noiseless Stroboscopy with ATMOS LED Technology without reduction
- » Vocal cord diagnostics with a flicker-free pilot light, standing image and slow motion mode is possible.
- » Continuing use of existing laryngoscopes
- » Audio output for archiving the audio signal

ATMOS Strobo 21 LED		REF
ATMOS Strobo 21 LED		
Noiseless stroboscope with flash light and pilot light for vocal cord diagnostics based on LED technology. Characteristics: Including attachable LED light source for direct connection to existing laryngoscopes, freeze image with variable phasing and slow motion mode, adjustable with foot switch. Display of voice frequency and sound pressure level, audio output for archiving the voice signal (including attachable laryngoscope microphone). Included in delivery: 1 x Airborne noise microphone for ATMOS Strobo 21 LED, 1 x dongle clip for interlink, 1 x power cord, 1 x cable audio clinch-clinch mono, 1 x LED light handle, 1 x endoscope adapter Wolf, operating instructions	<input type="checkbox"/>	507.4700.0

## Sharp in Focus ...

### Using the synergetic effects

The whole thing is much more than the sum of its parts – this also applies to the ATMOS Endoscopy and Stroboscopy systems in particular to the perfect single components, expediently assembled.

#### Operating fields

Through the pre-selection of application unit and light source the control module optimises 128 parameters in the background for the respectively perfect image quality.

#### Operating field optics

Optimum image size and brightness can be pre-adjusted for the following application units:

- Endoscopes (Ø 2.7 mm ... 4 mm)
- Laryngoscope
- Naso-Pharyngoscope
- Microscope

#### Connection for camera head

With comprehensive protective functions for application in the medical area.

#### Connection possibility for the ATMOS LED light source

Through the LED technology soundless, bright stroboscopy is possible.

#### Simple focusing with one hand

The large focusing wheel permits single-handed focusing, also at the location of the examination.

#### Simple exchange of endoscope

The camera head permits the connection of all common endoscope adapters - simplest operation with one hand.



# The new camera head:

Improved image quality and a new design!

- next generation optical system
- optimised ergonomics

## Pixel Error Protection (PEP)

Pixel errors can be corrected for a continuous high image quality



## Foot switch

For image saving with the ATMOS Cam 31. Permits simple „freezing“ of image contents on the monitor.

## Digital zoom

The magnification factor can be manually adjusted on the camera head.

## FireWire for digital archiving

Connection of the camera to a PC or laptop. Archiving of image and video data. Ideally matched to the patient archiving database ATMOS MedDoc.

## Video output

Two parallel video outputs FBAS (video) and Y/C (SVHS).

## Digital monitor outputs

A digital monitor output (DVI-I) permits the connection of modern, high-quality monitors with the best image quality and large representation.





## ATMOS ENT Cameras

# The ATMOS ENT cameras



**Innovation right before your eyes –  
the strength is in the details:**

- » Easy to operate
- » Easy exchange of endoscope
- » Easy focusing at the camera head
- » Digital monitor outlets
- » Pixel Error Protection (PEP)
- » Archiving interface

	Integrated image memory <sup>1)</sup>	Analogue monitor outputs / SXGA	Digital monitor outputs (VGA / DVI-I) <sup>2)</sup>	Archiving interface DV — ATMOS MedDoc <sup>3)</sup>	Data insertion stroboscopy <sup>4)</sup>	Pixel error protection <sup>5)</sup>	Automatic mode <sup>6)</sup>	Table device	Installation module ATMOS S 61 Servant
ATMOS Cam 31 DV Data	✓	✓	✓	✓	✓	✓	✓	507.5140.0	531.2090.0
ATMOS Cam 31 DV	✓	✓	✓	✓		✓	✓	507.5130.0	531.2070.0
ATMOS Cam 31 Data	✓	✓			✓	✓	✓	507.5120.0	531.2055.0
ATMOS Cam 31	✓	✓				✓	✓	507.5110.0	531.2065.0
ATMOS Cam 21 DV Data		✓	✓	✓	✓	✓	✓	507.5100.0	531.2080.0
ATMOS Cam 21 DV		✓		✓			✓	507.4120.0	531.2020.0
ATMOS Cam 21		✓					✓	507.4100.0	531.2010.0

**The overview table shortly explained**

- <sup>1)</sup> integrated image memory (1 image or 4 image mode), operation with foot switch.
- <sup>2)</sup> DVI-I interface for digital connection to PC monitors.
- <sup>3)</sup> IEEE 1394 (FireWire) – interface for archiving video und audio signal. Enables the camera to be connected to the ATMOS MedDoc archiving system.
- <sup>4)</sup> Stroboscope mode to insert stroboscope data (level/dB and frequency/Hz) of the stroboscope ATMOS Strobo 21 LED into the video image.
- <sup>5)</sup> As they get older, digital cameras are more likely to generate pixel errors. The field engineer is able to correct this defect in cameras with PEP and guarantee consistently high image quality.
- <sup>6)</sup> When removing the endoscopes which are connected to the light conductor respectively to the LED light source from the support and the activation of the light channel, the camera is automatically adjusted to the previously used settings.





①

ATMOS ENT-Cameras		REF
<b>All our cameras include the following characteristics:</b> <b>Camera head</b> <ul style="list-style-type: none"> <li>▪ High-resolution CCD camera (1/3") with high light sensitivity and large depth of sharpness</li> <li>▪ Endoscope connection suitable for any medical endoscopes with standard connector</li> <li>▪ Simple to change endoscopes with one hand</li> <li>▪ Camera head has the option to control the digital zoom</li> <li>▪ Simple to control focusing using one handed when endoscope is inserted</li> <li>▪ Automatic white balancing</li> </ul> <b>Control unit</b> <ul style="list-style-type: none"> <li>▪ Extremely simple camera setting for the surgery routine:</li> <li>▪ Choice of lens (laryngoscope, endoscope, flexible endoscopes and microscope adapter)</li> <li>▪ Choice of type of light (halogen, xenon, stroboscope, innovative LED light)</li> <li>▪ Supply interfaces for innovative LED endoscope light source ATMOS LS 21 LED</li> <li>▪ 2 analogue monitor outputs, video standard NTSC, Y/C(S-VHS)) and FBAS (video)</li> </ul> <b>Technical data:</b> 1/3" CCD, 752 x 582 pixel, 45 db dynamic, 100-240 V~, max. 35 VA Degree of protect. BF, class I acc. to App.IX, EC Directive 93/42/EEC		
<b>The scope of delivery of the individual camera versions please see the article description.</b>		
<b>ATMOS Cam 21</b>		
Included in delivery: Camera head, control device, camera head bracket, Video cable S-VHS, operating instructions	<input type="checkbox"/>	507.4100.0
<b>ATMOS CAM 21 DV</b>		
Included in delivery: Camera head, control device, camera head bracket, Video cable S-VHS, DV-cable PC 6/6 (REF 507.4261.0), DV cable laptop 6/4 (REF 507.4260.0), operating instructions	<input type="checkbox"/>	507.4120.0
<b>ATMOS Cam 21 DV Data</b>		
Included in delivery: Camera head, control device, camera head bracket, Data transfer cable for measuring value transfer ATMOS Strobo 21 LED, (REF 507.5016.0), interlink cable (REF 507.4750.0), Video cable S-VHS, DV-cable PC 6/6 (REF 507.4261.0), DV cable laptop 6/4 (REF 507.4260.0), operating instructions	<input type="checkbox"/>	507.5100.0
<b>ATMOS Cam 31 with image memory</b>		
① Included in delivery: Camera head, control device, camera head bracket, Foot switch for image storage, Video cable S-VHS, operating instructions	<input type="checkbox"/>	507.5110.0
<b>ATMOS Cam 31 Data with image memory</b>		
Included in delivery: Camera head, control device, camera head bracket, Foot switch for image storage, Data transfer cable for measuring value transfer ATMOS Strobo 21 LED, (REF 507.5016.0), Interlink (REF 507.4750.0), Video cable S-VHS, operating instructions	<input type="checkbox"/>	507.5120.0
<b>ATMOS Cam 31 DV with image memory</b>		
Included in delivery: Camera head, control device, camera head bracket, Foot switch for image storage, Video cable S-VHS, DV-cable PC 6/6 (REF 507.4261.0), DV cable laptop 6/4 (REF 507.4260.0), operating instructions	<input type="checkbox"/>	507.5130.0
<b>ATMOS Cam 31 DV Data with image memory</b>		
Included in delivery: Camera head, control device, camera head bracket, Foot switch for image storage, Data transfer cable for measuring value transfer ATMOS Strobo 21 LED, (REF 507.5016.0), Interlink cable (REF 507.4750.0), DV-cable PC 6/6 (REF 507.4261.0), DV cable laptop 6/4 (REF 507.4260.0), Video cable S-VHS, operating instructions	<input type="checkbox"/>	507.5140.0





①

Accessories Camera		REF
Extension cable for camera head, L = 2 m	<input type="checkbox"/>	008.0884.0
Connection cable data transfer for ATMOS Strobo 21 LED	<input type="checkbox"/>	507.5016.0
Audio cable to transfer the audio signal for video archiving	<input type="checkbox"/>	008.0858.0
Adapter plug for audio cable	<input type="checkbox"/>	008.0859.0
DVI cable	<input type="checkbox"/>	507.5019.0
PC monitor cable	<input type="checkbox"/>	507.5018.0
Connecting cable S-VHS	<input type="checkbox"/>	008.0635.0
Video cable S-VHS monitor cable professional, L = 5.0 m to connect analogue video monitors	<input type="checkbox"/>	008.0882.0
Video cable FBAS monitor cable, L = 1.0 m	<input type="checkbox"/>	008.0844.0
Adapter for FBAS - monitor connection Cinch / BNC	<input type="checkbox"/>	011.1293.0
FireWire cable (6-4 pins), L = 1 m for digital video archiving via DV-access, for connection to laptop	<input type="checkbox"/>	507.4260.0
FireWire cable (6-6 pins), L = 1 m for digital video archiving via DV-access, for connection to medical PC	<input type="checkbox"/>	507.4261.0
① Foot switch for image memory	<input type="checkbox"/>	507.4034.0
Individual colour calibration - available on request		

Technical data	ATMOS Cam 31	ATMOS Cam 21
Power consumption	max. 35 VA	
Voltage	100-240 V ~; 50/60 Hz	
Dimensions (H x W x D)	138 x 116 x 265 mm	
Classifications	protection category: IP20; protection class: I; class IIa (acc. to appendix IX; directive 93/42/EEC)	
Resolution	752 (H) X 582 (V) Pixel	
Outputs	Y/C (S-VHS), FBAS (Video), ATMOS interlink, trigger output	Y/C (S-VHS), FBAS (Video), ATMOS interlink, trigger output
Endoscope connection	for lense funnel acc. to DIN 58105	
Focal distance	optimised for endoscope (Ø 2.7 ... 10 mm)	optimised f. endoscope (Ø 2.7 ... 10 mm)
Degree of protection of application parts	BF	
Dynamics	48 dB	

The stated technical data are valid at the moment of printing, and are subject to change!



①

monitors		REF
<b>Medical 19" LCD monitor Sony LMD-1950MD</b> <b>Monitor for medical applications</b> <b>Characteristics:</b> Top quality SXGA panel (1280x1024) with digital 10-bit signal processing; optimised for endoscopic examinations. Top quality with regard to image brightness, first-class contrast and colour depth, max. angle of vision (89°), 5:4 display with anti reflection coating <b>Technical data:</b> Performance: 66 W, weight: 9.7 kg, voltage range: 100-240 V~ Included in delivery: Monitor, VESA-fitting, DVI cable, medical-power supply, operating instructions	☐	534.3015.0
<b>Medical TFT-Monitor 17"</b> <b>Monitor for medical applications</b> <b>Characteristics:</b> 17" TFT-Monitor with medical-power supply for use near the patient with video and computer connection <b>Technical data:</b> Video input Y/C-SVHS and FBAS, release 1280 x 1024, 300 cd/m² 100-240 V Include in delivery: TFT-Monitor, medical-power supply, operating instruction	☐	534.3010.0
<b>① Medical 15" video / PC monitor</b> <b>Medical monitor for connection to ATMOS Scope and ATMOS Cam (video outlet)</b> <b>Characteristics:</b> 15" (38 cm) LCD/TFT monitor, 1024 x 768, XGA, NeoV optical glass, 4 ms, white, sturdy metal housing, quick reaction time of 4 ms, high contrast ratio (3000:1), high brightness (350 cd/m²), DVI compatible for high quality display, shortcut key for the preferred video mode, automatic adaptation for perfect adjustment, Kensington safety equipment, VESA standard wall support <b>Technical data:</b> Performance: 36 W, weight: 4.8 kg, voltage range: 100-240 V~ Included in delivery: Monitor, Medical power supply, 15-Pin D-Sub cable, 24-Pin DVI-D cable, S-Video cable, CVBS cable, operating instructions, CD ROM <b>Please note: The monitor can be connected via the CVBS interface to the ATMOS Cam 21/31. The DVI and VGA inputs are not compatible with the ATMOS Cam 21/31.</b>	☐	534.3005.0



## ATMOS Strobo 21 LED

Precise voice and larynx diagnostics in the ENT practice

## ATMOS Strobo 21 LED – noiseless stroboscopy with LED technology!



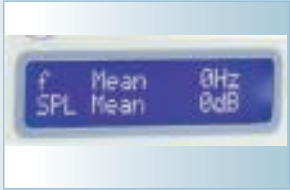
With the new ATMOS Strobo 21 LED the user has a stroboscopy system with innovative LED technology.

The LED technology has made soundless stroboscopy without reduction as well as vocal cord diagnostics with a flicker-less pilot light, standing image and slow motion mode possible. Most laryngoscopes are suitable for further use. Integrated audio output for archiving the audio signal. Freeze image with variable phasing and slow motion mode with frequency preselection are adjustable with foot switch. Display of voice frequency and sound pressure level, easy to read on a LCD display. Included in delivery is the sturdy, low-current and mobile coldlight source ATMOS LS 21 LED which can easily be connected to existing endoscopes.

### Your advantages with ATMOS Strobo 21 LED:

- Noiseless stroboscopy
- Perfect white colour temperature
- Extremely long service life of the light source 50.000 h (no lamp exchange)
- Most laryngoscopes are suitable for further use.





- ① **Display during phonation**  
Voice base frequency and sound pressure level.



- ④ **Rotary knob**  
for adjusting the illumination time (duration of flash light, for individual adaptation to different optics.



- ② **Indications top down**
1. Display of slow-motion
  2. Display of image freeze
  3. Display of continuous light



- ⑤ **Adjustable submenu**  
e.g., SPL unit, slow motion, self-test, information on software version, and calibration.



- ③ **Connections**
- On the left:**  
Connection for microphone
- On the right:**  
Connection for LED light handle



- ⑥ **Connected light source**  
**ATMOS LS 21 LED**  
with additional endoscope.

ATMOS Strobe 21 LED - Basic equipment

# Stroboscopy with LED technology



- » Noiseless Stroboscopy with ATMOS LED Technology without reduction
- » Vocal cord diagnostics with a flicker-free pilot light, standing image and slow motion mode is possible.
- » Continuing use of existing laryngoscopes
- » Audio output for archiving the audio signal

ATMOS Strobe 21 LED		REF
ATMOS Strobe 21 LED		
Noiseless stroboscope with flash light and pilot light for vocal cord diagnostics based on LED technology. Characteristics: Including attachable LED light source for direct connection to existing laryngoscopes, freeze image with variable phasing and slow motion mode, adjustable with foot switch. Display of voice frequency and sound pressure level, audio output for archiving the voice signal (including attachable laryngoscope microphone). Included in delivery: 1 x Airborne noise microphone for ATMOS Strobe 21 LED, 1 x dongle clip for interlink, 1 x power cord, 1 x cable audio clinch-clinch mono, 1 x LED light handle, 1 x endoscope adapter Wolf, operating instructions	☐	507.4700.0
Accessories for Strobe 21 LED		
Body sound microphone adapter for voice asthenic patient Stethoscope adapter for clip microphone for a better connection of the microphonesignal to the stroboscope control.	☐	507.4775.0


Technical data	ATMOS Strobe 21 LED
Operation modes	continuous lighting; slow motion 0,5 up to 2 Hz; freeze image 0°- 400° phase shifting, adjustable via foot switch
Noise level	no noise emission
Power consumption	30 VA
Dimensions (H x W x D)	118 x 139 x 280 mm
Weight	5 kg
Voltage	100 - 240 V~, 50/60 Hz
Flash frequency	70 - 1000 Hz without reduction
Noise level measuring range	70 - 125 dB
Precision of Sound level display	± 1dB
Service life of LED light source:	approx. 50,000 h

The stated technical data are valid at the moment of printing, and are subject to change!

ATMOS Endo-Stroboscope L - Basic unit

# Flashlights with our classic model!

## Stroboscopy with reliable technology



- » Optimum light output for flexible optical systems
- » High degree of diagnostic reliability and precise diagnosis
- » Simple operation with a foot operated regulator switch

ATMOS Endo-Stroboscope L		REF
Endo-Stroboscope L		
<b>Bright flashbulb microscope</b> <b>Characteristics:</b> Access (Storz), for flashbulb and pilot light slow motion speed (0.5 - 2 Hz) as well as phasing at fixed image (0° - 400°) adjustable via foot switch, airflow to prevent fogging of the laryngoscopes Included in delivery: 1 x impact sound (contact) microphone, 1 x holder for laryngoscope, 1 x power cord, 1 x foot switch for stroboscope, 1 x hose connecting cable airflow to optics	<input type="checkbox"/>	507.2300.0

Technical data	ATMOS Endo-Stroboscope L
Operation modes	continuous light, slow motion 0.5 up to 2 Hz / freeze image 0° - 400° / Phase shifting; pilot flash for approx. 10 sec. / frequency adjustable from approx. 100 - 400 Hz (± 10 %)
Operating time	short-time operation in flashlight mode: short-time operation: = 30 s on, 30 s off (= 50 % ED)
Power consumption	max. 250 W
Dimensions (H x W x D)	12,5 x 38 x 41 cm
Weight	12 kg
Flash frequency	70 up to 500 Hz, without reduction; up to 1000 Hz with one reduction;
microphone	structure-borne sound microphone

The stated technical data are valid at the moment of printing, and are subject to change!





①

Accessories for ATMOS Endo-Stroboscopes L		REF
① Microphone with bow for Endo-Stroboscope L	<input type="checkbox"/>	507.2210.0
Hose for airflow, L = 1.8 m	<input type="checkbox"/>	507.0953.0



## ATMOS ENT endoscopes

A good endoscope is necessary in every system!

## A few good reasons to use ATMOS endoscopes



### Every link counts if you want to boost the chain!

A visualisation system consists of many components: endoscope, camera, light sources, stroboscope, archiving software

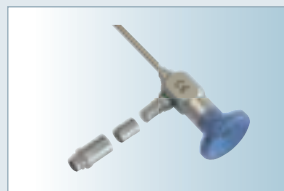
... Even if ATMOS uses maximum modularity in an endeavour to include the existing components, there is a lot to be said for a one-stop system solution:

perfectly coordinated components guarantee the best picture quality - also taking the innovative LED technology components into consideration new technologies used to manufacture endoscopes guarantee best picture quality and a high degree of robustness Put your trust in a coordinated one-stop system solution!




### Innovative endoscopes from ATMOS

Autoclavable up to 134°C.  
High temperature-proof special adhesives, Sapphire lenses, Glass cylinders, High-quality steel / special plastic.



### Connections...

from all conventional manufacturers.



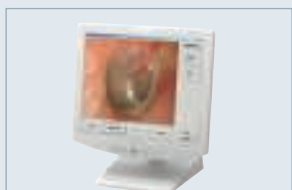
### Optical system...

with a clearer largeformat lens and wide-angle focus for very good image quality.



### High scratchproof protected sapphire lenses

with a longer useful life and less wear and tear with improved optical properties.




### Latest generation...

of lenses for a clearer image, no "soft focusing" at the edges.



### Connection to the mobile light source ATMOS LS 21 LED...

enables a flexible diagnosis wherever it is used.



### External pipe...


made of special implant steel for improved protection from damage and greater stability.




①




②



③



④



⑤



⑥

Laryngoscopes		REF
Laryngoscope 70°, Ø 8 mm, working length 166 mm, autoclavable, without light conductor	<input type="checkbox"/>	950.0246.0
① Laryngoscope 70°, Ø 10 mm, working length 176 mm Autoclavable, without light guide	<input type="checkbox"/>	950.0209.0
Laryngoscope 90°, Ø 10 mm, working length 174 mm Autoclavable, without light guide	<input type="checkbox"/>	950.0210.0
Tele-magnifying laryngoscope 70°, Ø 10 mm, Working length 147.5 mm Can be immersed, without light guide	<input type="checkbox"/>	950.0211.0
② Tele-magnifying laryngoscope 90°, Ø 10 mm, Working length 145 mm Can be immersed, without light guide	<input type="checkbox"/>	950.0212.0
Ear endoscopes		
Wide-angle optic, 0°, Ø 4 mm, working length 50 mm Autoclavable	<input type="checkbox"/>	950.0213.0
③ Wide-angle optic, 30°, Ø 4 mm, working length 50 mm Autoclavable	<input type="checkbox"/>	950.0214.0
Wide-angle optic, 0° incl. ear-speculum adapter, Ø 2.7 mm, L = 34 mm Working length 34 mm, can be immersed	<input type="checkbox"/>	950.0215.0
Nose / pharynx endoscopes Ø 4 mm		
Wide-angle optic, 0°, Ø 4 mm, working length 180 mm Autoclavable	<input type="checkbox"/>	950.0216.0
Wide-angle optic, 30°, Ø 4 mm, working length 180 mm Autoclavable	<input type="checkbox"/>	950.0217.0
④ Wide-angle optic, 45°, Ø 4 mm, working length 180 mm Autoclavable	<input type="checkbox"/>	950.0218.0
Wide-angle optic, 70°, Ø 4 mm, working length 180 mm Autoclavable	<input type="checkbox"/>	950.0219.0
Nose / pharynx endoscopes wide-angle Ø 2.7 mm		
Wide-angle optic, 0°, Ø 2.7 mm, working length 110 mm Autoclavable	<input type="checkbox"/>	950.0220.0
⑤ Wide-angle optic, 30°, Ø 2.7 mm, working length 110 mm Autoclavable	<input type="checkbox"/>	950.0221.0
Flexible endoscopes		
⑥ High resolution nasopharyngoscope, Ø 3.2 mm working length: 300 mm 0°, angle of view 80°, depth of focus: 5 mm up infinite, bending 125° / 125° Included in delivery: Nasopharyngoscope, aluminium transport case, leakage tester	<input type="checkbox"/>	950.0243.0
Light conducting cable		
High-performance light guide cable Ø 4,8 mm, L = 1,8 m, Storz-adapter, straight	<input type="checkbox"/>	950.0152.0
Light conducting cable, Ø 3.5 mm, L = 1.7m, Storz, straight	<input type="checkbox"/>	508.0663.0
Light conducting cable, Ø 3.5 mm, L = 1.8 m, Storz angled, 90°	<input type="checkbox"/>	508.0664.0





## Light Cube

High power LEDs with daylight quality

High-power LEDs with daylight quality (5,200 K)!

## ATMOS LED Light Cube



The superior LED technology will open your eyes!

Through the development of new stand-alone LED light cubes, you can now use the much higher light intensity (210 klux) with daylight quality even at existing units. You can place the light module where it is best for you. This gives you the best possible ergonomics and use the energy efficiency of LED technology.

Comparison of different light sources

Assess for yourself the comparison between the different light sources and the pleasant colour temperature:



Competitor 1

Competitor 2

ATMOS LED Light Cube



ATMOS Endoscopy / LED light module

## The special features:

*New*

### Standalone

Examinations are possible  
in every room

### High-Power-LEDs

Daylight quality and an outstanding light intensity of 210 kLux (comparable to 250 W halogen) due to the specially developed optimized lighting system. Patent pending!



### Energy-efficient

More light intensity than 150 watt halogen  
by only 9 watt electric power!

### No more bulb exchange

due to the extremely long service life of the  
high-power LEDs (> 50,000 h).

### Flexible adapter system


Applicable on all common makes (ATMOS, Storz, Wolf, Olympus, Pentax, ACMI).



We are gladly prepared to advise you on the optimization of your workflows!

ATMOS LED Light Cube

# High-power LEDs with daylight quality



- » Excellent illumination of 200 klux
- » Energy-efficient with only 9-watt electrical power
- » No disturbing fan noise due to passive cooling


ATMOS LED Light Cube		REF
<b>LED Light Cube</b>		
<b>2-channel illumination module</b> <b>light systems based on light conductors with warm white high-performan</b> <b>Characteristics:</b> <ul style="list-style-type: none"><li>▪ 2-channel high-performance LED light source for light conductor</li><li>▪ automatic light control</li><li>▪ adapter for light conductor available with the following connections: Storz, Wolf, Pentax, Olympus, ACMI</li></ul> <b>Technical Data:</b> Brightness light source: min. 160 till 210 klx, comparable to 250W Hal und 50W Xenon, Service life LED light source: 50.000 h Included in delivery: Illumination module, 2 x Adapter for the light conductor with ATMOS / Storz connection <b>Please note: Please order the adapter for light conductor of other manufactures and light conducting cable seperately.</b>	<input type="checkbox"/>	541.2100.0
<b>Accessories for ATMOS LED Light Cube</b>		
<b>Adapter for light conductor with ATMOS/Storz connection</b>	<input type="checkbox"/>	530.6100.0
<b>Adapter for light conductor with Olympus connection</b>	<input type="checkbox"/>	530.6101.0
<b>Adapter for light conductor with Pentax connection</b>	<input type="checkbox"/>	530.6102.0
<b>Adapter for light conductor with Wolf connection</b>	<input type="checkbox"/>	530.6103.0
<b>Adapter for light conductor with ACMI connection</b>	<input type="checkbox"/>	530.6104.0
<b>Set of adapters for light conductor</b>	<input type="checkbox"/>	530.6105.0



# ATMOS LED Technology

LED beats Halogen

# The evolution of the ENT light source

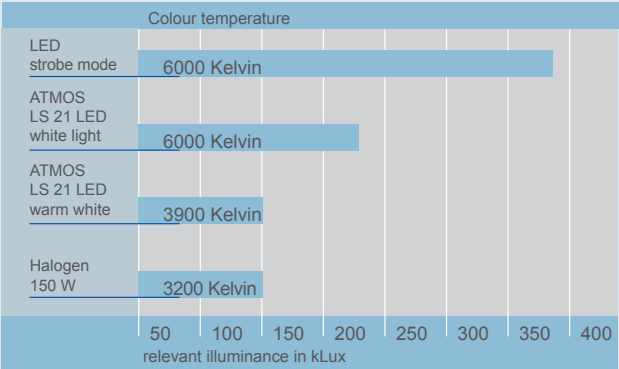


## LED technology, the core of visualisation

Due to the more powerful light output one achieves sharper pictures and a clear display.  
For this reason LED technology is used for endoscopy and stroboscopy.

### Further advantages of LED technology:

- Increased light performance compared to conventional halogen technology
- No noise development
- No expensive light conductors
- Not shock-sensitive
- No warming up
- No temperature stress for the examined tissue
- Minimum power consumption
- Connection to rechargeable battery is possible, therefore no cable



ATMOS  
LS 21 LED  
1. generation

ATMOS  
LS 21 LED  
2. generation

Halogen  
150 Watt (24 V)  
with high-performance  
light guide

ATMOS  
LS 21 LED  
warm white

ATMOS  
LS 21 LED  
white light




Comparison of the individual light sources

ATMOS LS 21 LED

# Bright-convenient-easy to use!

The mobile light source at a sensational price



- » Enables the direct connection to endoscopes by easy click on (You no longer need any expensive light conducting cables)
- » The innovative LED technology offers you the performance of a current 150 Watt halogen coldlight source
- » Ideal mobility due to the operation with miniature battery
- » Low weight
- » Optional operation at ATMOS Cam 31 / ATMOS Cam 21 and with all ATMOS ENT treatment units
- » No more lamp exchange!

ATMOS LS 21 LED light source		REF
<b>LED light handle ATMOS LS 21 LED</b> <b>LED light handle for direct connection to endoscopes and laryngoscopes</b> <b>Characteristics:</b> High-performance LED, 2 Watt/220 kLux, low operating costs due to the LED-durability of approx. 50,000 hours, connection with quick coupling for any optics, cable length: 1.90 m Included in delivery: 1 x LED-handle, 1 x endoscope adapter Wolf, operating instructions <b>System requirements: Light module LED (REF 530.4010.0) or lithium-ionic battery pack (REF 507.4510.0) required.</b>	<input type="checkbox"/>	507.4600.0
<b>LED light handle ATMOS LS 21 LED, warm white</b> <b>LED light handle for direct connection to endoscopes and laryngoscopes</b> <b>Characteristics:</b> High-performance LED, 2 Watt/150 kLux, low operating costs due to the LED-durability of approx. 50,000 hours, connection with quick coupling for any optics, cable length: 1,90 m Included in delivery: 1 x LED-handle (warm white), 1 x endoscope adapter Wolf, operating instructions <b>System requirements: Light module LED (REF 530.4010.0) or lithium-ionic battery pack (REF 507.4510.0) required.</b>	<input type="checkbox"/>	507.4602.0
<b>Lithium-ionic rechargeable battery</b> <b>Battery for connection to ATMOS LS 21 LED light handle / ATMOS HL 21 LED headlight.</b> <b>Characteristics:</b> <ul style="list-style-type: none"> <li>▪ Powerful lithium-ionic-battery,</li> <li>▪ 2 operation modes: Eco- / Power mode</li> </ul> <b>Technical data:</b> Durability: approx. 4 h (eco mode) or approx. 2 h (power mode), charging time: max. 2 h (at full charge), weight: 80 g	<input type="checkbox"/>	507.4510.0
<b>Universal battery quick charging power pack (100 - 240 V)</b> Including multinational adapter.	<input type="checkbox"/>	011.1199.0



ATMOS LS 21 LED set, white		REF
<b>For mobile application of the light handle ATMOS LS 21 LED</b> <b>Characteristics:</b> LED light handle for direct connection to endoscopes and laryngoscopes with high-performance LED, low operation costs due to LED durability of circa 50,000 h, connection with quick coupling for any optics, high-end-battery system with particularly lightweight and powerful lithium-ionic-battery, two operation modes: Eco/Power mode, universal battery quick-charging power pack with primary adapters assortment <b>Technical data:</b> LED-light handle: power: 2 Watt, brightness: 220 kLux / 175 lumen, durability: 50,000 h, length of cable: 1.9 m Battery: operating time: approx. 4 h (eco-mode) or approx. 2 h (power-mode) charging time: max. 2 h (at full discharge) weight: light handle 213 g, battery 80 g, voltage range: 100 - 230 V~, 50/60 Hz Included in delivery: 1 x Light handle ATMOS LS 21 LED (REF 507.4600.0), 1 x Adapter LED light handle, lithium-ionic-battery (507.4510.0), Endoscope adapter Wolf, universal battery quick charging power pack (011.1199.0)	☐	507.4610.0
ATMOS LS 21 LED set, warm white		
<b>For mobile application of the light handle ATMOS LS 21 LED, warm white</b> LED-light handle: power: 2 Watt, brightness: 220 kLux / 175 lumen, durability: 50,000 h, length of cable: 1.9 m Battery: operating time: approx. 4 h (eco-mode) or approx. 2 h (power-mode) charging time: max. 2 h (at complete unloading) weight: light handle 213 g, battery 80 g, voltage range: 100 - 230 V~, 50/60 Hz Included in delivery: 1 x Light handle ATMOS LS 21 LED warm white (REF 507.4600.0), 1 x adapter LED light handle, Lithium-ionic-battery (507.4510.0), endoscope adapter Wolf, universal battery quick charging power pack (011.1199.0)	☐	507.4615.0

Technical data	ATMOS LS 21 LED white	ATMOS LS 21 LED warm white
Weight	Light source: 213 g, battery: 80 g	
Classifications	class I (acc. to appendix IX EC directive 93/42/EEC)	
Connection for LED light source	quick coupling (adapter enclosed)	
Accu capacity	1950 mAH	
Accu Operating time	4 h (Eco mode) or 2 h (Power mode)	
(unbekannt)	max 120 min. (at complete unloading)	
Power Pack Range of voltage	100-230 V~, 50/60 Hz	
Service life of LED light source:	up to 50,000 h	
Type of battery	lithium-ionic	

The stated technical data are valid at the moment of printing, and are subject to change!



①



②



③



④

Accessories for optics		REF
<b>Adapter sleeve for Storz connection</b> at ATMOS S 61 / ATMOS C21 / ATMOS C31 cold light module or ATMOS Endo-stroboscope L	<input type="checkbox"/>	507.0940.5
<b>Adapter sleeve for Olympus connection</b> at ATMOS S 61 / ATMOS C21 / ATMOS C31 cold light module or ATMOS Endo-stroboscope L	<input type="checkbox"/>	507.0940.6
<b>① Adapter sleeve for Pentax connection</b> at ATMOS S 61 / ATMOS C21 / ATMOS C31 cold light module or ATMOS Endo-stroboscope L	<input type="checkbox"/>	507.0940.7
<b>Adapter sleeve for Wolf connection</b> at ATMOS S 61 / ATMOS C21 / ATMOS C31 cold light module or ATMOS Endo-stroboscope L	<input type="checkbox"/>	507.0940.8
<b>Adapter ACMI light conducting cable for ATMOS LS 21 LED (Wolf)</b>	<input type="checkbox"/>	507.0943.5
<b>Adapter between Wolf optic and Storz light guide</b>	<input type="checkbox"/>	507.4612.0
<b>Adapter Storz light guide in ATMOS LS 21 (Wolf)</b>	<input type="checkbox"/>	507.4611.0
<b>② Adapter sleeve for flexible Olympus Video endoscopes</b> (ENF-V and ENF-V2) at ATMOS S 61/ATMOS C21/ATMOS C31 cold light module or ATMOS Endo-stroboscope L	<input type="checkbox"/>	507.0947.0
<b>③ Adapter for flexible Olympus endoscopes with light conducting cable</b> to ATMOS LS 21 LED (Wolf)	<input type="checkbox"/>	507.0949.0
<b>Adaption for WOLF fiber cable connection on STORZ endoscopes</b>	<input type="checkbox"/>	507.4657.0
<b>Tester for light conducting cables GM 300</b>		
<b>Tester for light conducting cables GM 300</b>		
<b>④ Checking light conducting cables for proper operation</b> Detect damaged fibres with little effort. The device is easy to handle and available in different versions: <ul style="list-style-type: none"> <li>▪ Storz</li> <li>▪ Wolf</li> <li>▪ ACMI</li> <li>▪ Olympus</li> <li>▪ Storz with Ø 6 mm batch</li> </ul> battery operation, therefore mains-independent, multilingual: <ul style="list-style-type: none"> <li>▪ german (standard)</li> <li>▪ english</li> <li>▪ french</li> </ul>	<input type="checkbox"/>	508.0661.0



ATMOS Visualisierung - LED Light Cube

# Adapter overview



ATMOS LED Light Cube

or



ATMOS E...





Adapter sleeve for Storz connection  
REF 530.6100.0



Adapter sleeve for Olympus connection  
REF 530.6101.0



Adapter sleeve for Wolf endoscopes  
REF 530.6102.0



Light conducting ca...



S Endoscopy module

or



1 channel cold light



Adapter sleeve for  
Pentax connection  
REF 507.0940.6



Adapter sleeve for  
ACMI endoscopes  
REF 507.0947.0



e + optic


ATMOS Visualisation

# Adapter overview





Storz light conducting cable



ATMOS LS 21 LED white light REF 507.4600.0  
ATMOS LS 21 LED warm white REF 507.4602.0



Adapter between Wolf optic  
and Storz light guide  
REF 507.4612.0



Adapter for  
Pentax endoscope with  
light guide  
REF 507.0950.0




Adapter Storz light guide  
in ATMOS LS 21 (Wolf)  
REF 507.4611.0



Adapter for flexible  
Olympus endoscopes with  
light conducting cable  
REF 507.0949.0



Rigid endoscope



Pentax light conducting  
cable + endoscope



Storz  
light conducting cable



Olympus flexible  
endoscope with  
light guide

## Management and archiving of image and video files



## Visualisation and documentation of diagnostic findings in the ENT-practice

Simplify your daily work in practice:

- Easy administration of diagnostic findings in patient-database
- practice-oriented records of images and films
- Get a better overview through easy cutting and administration of graphical material!
- Optimal image quality combined with complementary ATMOS components
- Easy integration existing components
- Compatible to existing practice-software packages (GDT-interface)

### Administration/ Archiving:

A patient administration system is integrated into the ATMOS MedDoc software. This feature permits the systematic logging of the diagnostic findings.

### Records:

Films and individual images can be recorded and automatically archived pressing the button.

### Reprocessing:

An immediate reduction of the convincing parts of the film is essential to promote a better overview. The comparison with earlier findings is enabled by means of a full text search.

### Searching:

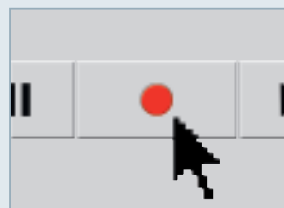
The PC-Archiving system offers multiple search opportunities.

### Exporting:

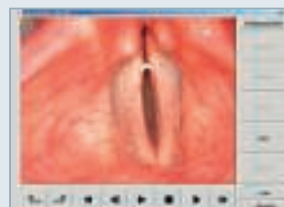
To exchange findings with colleagues the findings can be saved on external data carriers in conventional data formats without any problems.




First you select the patient in the database. The current records are assigned to one treatment and logged per day. A process control for each treatment is thus possible.




As in the case of a conventional video recorder the commands „Start recording“ and „Stop recording“ can be given via the installed software. This may also be accomplished by activating the foot switch, if required.



You can also mark the essential parts of the film by clicking twice. All superfluous details will then be deleted at once.



In the archive a search can be conducted according to name, patient ID but also full text searches can be carried out according to diagnoses and findings.



Integration in Microsoft® Powerpoint is also possible. The findings may also be integrated into a patient letter.



①



②

Software		REF
<b>ATMOS MedDoc Software</b>		
<b>① For administration and archiving picture and video data within an integrated patient database.</b> <b>Characteristics:</b> Video and image recording control, easy to handle video cutting programme, elaborate import and export functions, automatic generation of standard documents with Windows XP® or Windows 7®. <b>Technical data:</b> System requirements: Intel Pentium 4,2 GHz or Centrino 1,5 GHz, 250 MB RAM, IEEE 1394 interface, 2 GB harddrive, CD burner, display 1042x768,32 bit, Windows XP® or Windows 7®, direct X 9,0b, class I, acc. to IX EC directive 93/42/EWG Included in delivery: Archiving software on CD, licence, operating instruction	<input type="checkbox"/>	700.0015.I
<b>Foot switch for image storage for ATMOS MedDoc Software</b> to save images and video data in the MedDoc Software	<input type="checkbox"/>	507.3214.0
<b>ATMOS MedDoc package, German</b> without DV-converter for digital connection to ATMOS Cam 21/31 DV Included in delivery: Laptop, archiving software, foot switch, operating instructions	<input type="checkbox"/>	507.3221.0
<b>ATMOS MedDoc package, English</b> without DV-converter for digital connection to ATMOS Cam 21/31 DV Included in delivery: Laptop, archiving software, foot switch, operating manual	<input type="checkbox"/>	507.3222.0
<b>ATMOS Medical PC, German</b>		
② Medical workplace PC with 17" TFT monitor	<input type="checkbox"/>	507.3200.0
<b>ATMOS Medical PC, English</b>		
Medical workplace PC with 17" TFT monitor	<input type="checkbox"/>	507.3202.0
<b>ATMOS Medical PC, German, without monitor</b>		
Medical workplace PC	<input type="checkbox"/>	507.3207.0
<b>ATMOS Medical PC, English, without monitor</b>		
Medical workplace PC	<input type="checkbox"/>	507.3208.0






## ATMOS Endoscopy- or Stroboscopy-System

Innovation right before your eyes – the strength is in the details.

## ATMOS Endoscopy-system

Endoscopy and stroboscopy demand a great deal of ability and expertise from the doctor. A well harmonised system of innovative components is required in order to ensure outstanding findings.

To achieve this purpose, ATMOS is presenting new complete systems:  
ATMOS  
Endoscopy System  
ATMOS  
Stroboscopy System



**Well thought out  
technology from ATMOS**

### **Well thought out: the ATMOS Endoscopy System.**

Perfectly harmonised components create an image quality that is unmatched. Harmoniously integrated in the trolley that has been specially designed for the Endoscopy System.

### **LED beats halogen.**

For a long time now, the energy-saving LED technology has been consistently improving. For the first time it is now ahead of halogen technology also with regard to the luminous efficiency. It is no wonder that ATMOS is making use of the LED technology for the endoscopic and stroboscopic systems – ATMOS is the pioneer of this technology in the ENT medical technology!



## ATMOS Stroboscopy-system



**Great performance,  
brilliant picture**

### **A great performance: the ATMOS Stroboscopy System.**

Lots of light, sharp images, clean presentation – due to the LED technology, soundless stroboscopy, without reduction, together with vocal fold diagnostic investigation with nonflickering pilot light, freeze image and slow motion mode is now possible.



Integration possibility in the treatment unit.  
You have the choice: you can decide on a stand-alone-system or integration into an ATMOS treatment unit.

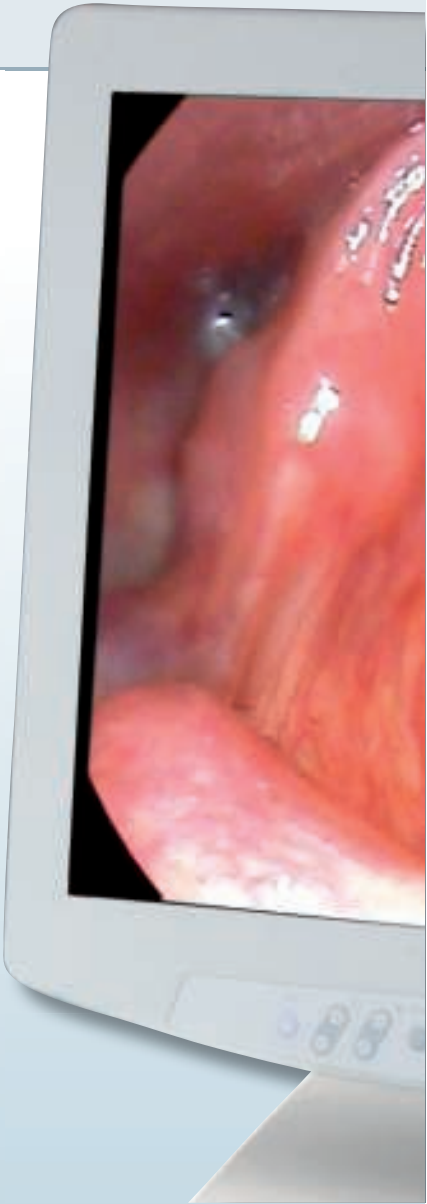



# Perfect combined systems for Endoscopy and Stroboscopy.

### Solutions with system.

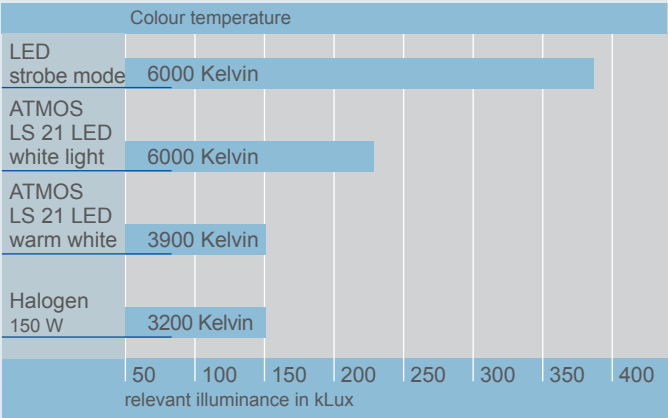
It is not the optical characteristics alone that count – it is the system solution.

The ATMOS endoscopic system provides you with all components you need for endoscopy in the ENT sector, from one source!



**The LED – the lamp of the future – is already being successfully employed today in the ATMOS systems**

Thanks to LED technology, the new ATMOS light handle now has 100 % more luminescence and is therefore brighter than a 150 Watt halogen light source. As no fibreoptic cable is required, nothing can break down!



For further technical details please ask for information sheet! E-Mail: ENT@atmosmed.com





**One of the finest examples of monitors:**

The LMD1950MD is a medical 19" LCD monitor, which is specially designed for application in endoscopy and stroboscopy.

The high quality LCD panel provides superior image brightness, contrast and colour intensity.

**ATMOS Cam 31 – simple to operate.**

As a result of the presetting of the application part and light source, the control module optimises 128 parameters in the background for the respectively perfect image quality.



**The ATMOS LED Technology  
All data in clear view:**

- Light is more intensive than in conventional halogen technology
- No noise from fans
- No expensive fibre-optic light guide
- Shockproof (service life 50.000 h)
- No heating up phase
- No temperature stress to the investigated tissue
- Minimum power consumption (only 2 W)

For reliable voice and larynx diagnostics the examination data is directly superimposed in stroboscopic mode into the video image.

This facilitates the examination, or respectively the evaluation of the voice organ and optimises the diagnosis for the ENT physician.



Endoscopy system

# ATMOS endoscopy system for laptop



- » Perfect combined system
- » Innovative LED technology
- » Connection for all standard endoscopes (ATMOS, Storz, Wolf, Olympus, Pentax)


ATMOS Endoscopy-System for laptop		REF
<b>We recommend you the following set:</b>		
<b>ATMOS Endoscopy/stroboscopy trolley for laptop</b> Endoscopy/stroboscopy trolley for integration of camera, stroboscope, endoscope management, monitor support, isolation transformer <b>Technical data:</b> Dimensions: H 112.6 x W 63.5 x D 59.5 cm, weight: 19 kg Included in delivery: Endoscopy/stroboscopy trolley for laptop, foot switch bar, operating instructions <b>Quivers are not included in delivery!</b>	<input type="checkbox"/>	950.0223.0
<b>ATMOS Cam 31 DV with image memory</b>		
<b>ENT examination camera</b> Camera head, control device, camera head bracket, Foot switch for image storage, Video cable S-VHS, DV-cable PC 6/6 (REF 507.4261.0), DV cable laptop 6/4 (REF 507.4260.0), operating instructions	<input type="checkbox"/>	507.5130.0
<b>LED light handle ATMOS LS 21 LED</b> <b>LED light handle for direct connection to endoscopes and</b> <b>LED-durability: up to 50,000 hours, connection with quick coupling</b> Included in delivery: 1 x LED-handle, 1 x endoscope adapter Wolf, operating instructions <b>System requirements: Light module LED (REF 530.4010.0) or lithium-ionic battery pack (REF 507.4510.0) required.</b>	<input type="checkbox"/>	507.4600.0

ATMOS MedDoc Software		REF
<b>For administration and archiving picture and video data within an integrated patient database.</b> Included in delivery: Archiving software on CD, licence, operating instruction	<input type="checkbox"/>	700.0015.I
<b>Foot switch for image storage for ATMOS MedDoc Software</b> to save images and video data in the MedDoc Software	<input type="checkbox"/>	507.3214.0
<b>Metal storage quiver for rigid endoscopes</b>	<input type="checkbox"/>	508.0775.0
<b>Plastic quiver for used rigid endoscopes</b>	<input type="checkbox"/>	443.0017.0
<b>Quiver for storage of flexible endoscopes, max. 500 mm length</b> Included in delivery: quiver, Teflon protection cover for flexible endoscopes <b>System requirements: for application in storage 506.7556.0 or 506.7015.0</b>	<input type="checkbox"/>	508.0790.0
<b>Optical plug-in sleeve</b>	<input type="checkbox"/>	508.0797.0
<b>Storage quiver for used flexible endoscopes, max. 500 mm length</b> Filling with disinfection solution possible. The quiver can be opened on the rear side for thorough cleaning. Included in delivery: Quiver, Teflon protection cover for flexible endoscopes <b>System requirements: for application in storage 506.7556.0 or 506.7015.0</b>	<input type="checkbox"/>	508.0795.0
<b>Optical plug-in sleeve RDI 30</b>	<input type="checkbox"/>	508.0795.4



Endoscopy system

# ATMOS endoscopy system for Medical PC




- » Perfect combined system
- » Innovative LED technology
- » Connection for all standard endoscopes (ATMOS, Storz, Wolf, Olympus, Pentax)

ATMOS Endoscopy system for medical PC		<b>REF</b>
<b>We recommend you the following set:</b>		
<b>ATMOS Endoscopy/stroboscopy trolley for Medical PC</b> Endoscopy/stroboscopy trolley for integration of camera, stroboscope, endoscope management, monitor support, isolation transformer <b>Technical data:</b> Dimensions: H 112.6 x W 63.5 x D 59.5 cm, weight: 19 kg Included in delivery: Endoscopy/stroboscopy trolley for Medical PC, foot switch bar, operating instructions <b>Quivers are not included in delivery!</b>	<input type="checkbox"/>	950.0226.0
<b>Monitor support for Endoscopy/stroboscopy trolley</b>	<input type="checkbox"/>	950.0224.0
<b>ATMOS Medical PC, German, without monitor</b>		
Medical workplace PC	<input type="checkbox"/>	507.3207.0
<b>or</b>		
<b>ATMOS Medical PC, English, without monitor</b>		
Medical workplace PC	<input type="checkbox"/>	507.3208.0
<b>Medical 19" LCD monitor Sony LMD-1950MD</b> <b>Monitor for medical applications</b> Included in delivery: Monitor, VESA-fitting, DVI cable, medical-power supply, operating instructions	<input type="checkbox"/>	534.3015.0
<b>ATMOS Cam 31 DV with image memory</b>		
<b>ENT examination camera</b> Camera head, control device, camera head bracket, Foot switch for image storage, Video cable S-VHS, DV-cable PC 6/6 (REF 507.4261.0), DV cable laptop 6/4 (REF 507.4260.0), operating instructions	<input type="checkbox"/>	507.5130.0
<b>LED light handle ATMOS LS 21 LED</b> <b>LED light handle for direct connection to endoscopes and</b> <b>LED-durability: up to 50,000 hours, connection with quick coupling</b> Included in delivery: 1 x LED-handle, 1 x endoscope adapter Wolf, operating instructions <b>System requirements: Light module LED (REF 530.4010.0) or lithium-ionic battery pack (REF 507.4510.0) required.</b>	<input type="checkbox"/>	507.4600.0

ATMOS MedDoc Software		REF
<b>For administration and archiving picture and video data within an integrated patient database.</b> Included in delivery: Archiving software on CD, licence, operating instruction	<input type="checkbox"/>	700.0015.I
<b>Foot switch for image storage for ATMOS MedDoc Software</b> to save images and video data in the MedDoc Software	<input type="checkbox"/>	507.3214.0
<b>Metal storage quiver for rigid endoscopes</b>	<input type="checkbox"/>	508.0775.0
<b>Plastic quiver for used rigid endoscopes</b>	<input type="checkbox"/>	443.0017.0
<b>Quiver for storage of flexible endoscopes, max. 500 mm length</b> Included in delivery: quiver, Teflon protection cover for flexible endoscopes <b>System requirements: for application in storage 506.7556.0 or 506.7015.0</b>	<input type="checkbox"/>	508.0790.0
<b>Optical plug-in sleeve</b>	<input type="checkbox"/>	508.0797.0
<b>Storage quiver for used flexible endoscopes, max. 500 mm length</b> Filling with disinfection solution possible. The quiver can be opened on the rear side for thorough cleaning. Included in delivery: Quiver, Teflon protection cover for flexible endoscopes <b>System requirements: for application in storage 506.7556.0 or 506.7015.0</b>	<input type="checkbox"/>	508.0795.0
<b>Optical plug-in sleeve RDI 30</b>	<input type="checkbox"/>	508.0795.4
<b>Insulation transformer 1000 VA with ISO guard</b> Medical isolation transformer for operation of the endoscopy/ stroboscopy system in line with the standards	<input type="checkbox"/>	950.0225.0

Stroboscopy system

# ATMOS Stroboscopy system for laptop




- » Perfect combined system
- » Silent stroboscopy
- » Innovative LED technology
- » No more bulb replacement
- » No heat generation
- » Connection for all standard endoscopes (ATMOS, Storz, Wolf, Olympus, Pentax)

ATMOS Stroboscopy system for laptop		REF
<b>We recommend you the following set:</b>		
<b>ATMOS Endoscopy/stroboscopy trolley for laptop</b> Endoscopy/stroboscopy trolley for integration of camera, stroboscope, endoscope management, monitor support, isolation transformer <b>Technical data:</b> Dimensions: H 112.6 x W 63.5 x D 59.5 cm, weight: 19 kg Included in delivery: Endoscopy/stroboscopy trolley for laptop, foot switch bar, operating instructions <b>Quivers are not included in delivery!</b>	<input type="checkbox"/>	950.0223.0
<b>ATMOS Cam 31 DV Data with image memory</b>		
<b>ENT examination camera</b> Included in delivery: Camera head, control device, camera head bracket, Foot switch for image storage, Data transfer cable for measuring value transfer ATMOS Strobe 21 LED, (REF 507.5016.0), Interlink cable (REF 507.4750.0), DV-cable PC 6/6 (REF 507.4261.0), DV cable laptop 6/4 (REF 507.4260.0), Video cable S-VHS, operating instructions	<input type="checkbox"/>	507.5140.0
<b>ATMOS Strobe 21 LED</b>		
<b>Noiseless stroboscope with flash light and pilot light for vocal cord diagnostics based on LED technology.</b> Included in delivery: 1 x Airborne noise microphone for ATMOS Strobe 21 LED, 1 x dongle clip for interlink, 1 x power cord, 1 x cable audio clinch-clinch mono, 1 x LED light handle, 1 x endoscope adapter Wolf, operating instructions	<input type="checkbox"/>	507.4700.0

ATMOS MedDoc Software		REF
<b>For administration and archiving picture and video data within an integrated patient database.</b> Included in delivery: Archiving software on CD, licence, operating instruction	<input type="checkbox"/>	700.0015.I
<b>Foot switch for image storage for ATMOS MedDoc Software</b> to save images and video data in the MedDoc Software	<input type="checkbox"/>	507.3214.0
<b>Metal storage quiver for rigid endoscopes</b>	<input type="checkbox"/>	508.0775.0
<b>Plastic quiver for used rigid endoscopes</b>	<input type="checkbox"/>	443.0017.0
<b>Quiver for storage of flexible endoscopes, max. 500 mm length</b> Included in delivery: quiver, Teflon protection cover for flexible endoscopes <b>System requirements: for application in storage 506.7556.0 or 506.7015.0</b>	<input type="checkbox"/>	508.0790.0
<b>Optical plug-in sleeve</b>	<input type="checkbox"/>	508.0797.0
<b>Storage quiver for used flexible endoscopes, max. 500 mm length</b> Filling with disinfection solution possible. The quiver can be opened on the rear side for thorough cleaning. Included in delivery: Quiver, Teflon protection cover for flexible endoscopes <b>System requirements: for application in storage 506.7556.0 or 506.7015.0</b>	<input type="checkbox"/>	508.0795.0
<b>Optical plug-in sleeve RDI 30</b>	<input type="checkbox"/>	508.0795.4
<b>Insulation transformer 1000 VA with ISO guard</b> Medical isolation transformer for operation of the endoscopy/ stroboscopy system in line with the standards	<input type="checkbox"/>	950.0225.0

Stroboscopy system

# ATMOS Stroboscopy system for Medical PC



- » Perfect combined system
- » Silent stroboscopy
- » Innovative LED technology
- » No more bulb replacement
- » No heat generation
- » Connection for all standard endoscopes (ATMOS, Storz, Wolf, Olympus, Pentax)

ATMOS Stroboscopy system for medical PC		<b>REF</b>
<b>We recommend you the following set:</b>		
<b>ATMOS Endoscopy/stroboscopy trolley for Medical PC</b> Endoscopy/stroboscopy trolley for integration of camera, stroboscope, endoscope management, monitor support, isolation transformer <b>Technical data:</b> Dimensions: H 112.6 x W 63.5 x D 59.5 cm, weight: 19 kg Included in delivery: Endoscopy/stroboscopy trolley for Medical PC, foot switch bar, operating instructions <b>Quivers are not included in delivery!</b>	<input type="checkbox"/>	950.0226.0
<b>Monitor support for Endoscopy/stroboscopy trolley</b>	<input type="checkbox"/>	950.0224.0
<b>ATMOS Medical PC, German, without monitor</b>		
Medical workplace PC	<input type="checkbox"/>	507.3207.0
<b>or</b>		
<b>ATMOS Medical PC, English, without monitor</b>		
Medical workplace PC	<input type="checkbox"/>	507.3208.0
<b>Medical 19" LCD monitor Sony LMD-1950MD</b> <b>Monitor for medical applications</b> <b>Characteristics:</b> Top quality SXGA panel (1280x1024) with digital 10-bit signal processing; optimised for endoscopic examinations. Top quality with regard to image brightness, first-class contrast and colour depth, max. angle of vision (89°), 5:4 display with anti reflection coating <b>Technical data:</b> Performance: 66 W, weight: 9.7 kg, voltage range: 100-240 V~ Included in delivery: Monitor, VESA-fitting, DVI cable, medical-power supply, operating instructions	<input type="checkbox"/>	534.3015.0
<b>ATMOS Cam 31 DV Data with image memory</b>		
<b>ENT examination camera</b> Included in delivery: Camera head, control device, camera head bracket, Foot switch for image storage, Data transfer cable for measuring value transfer ATMOS Strobe 21 LED, (REF 507.5016.0), Interlink cable (REF 507.4750.0), DV-cable PC 6/6 (REF 507.4261.0), DV cable laptop 6/4 (REF 507.4260.0), Video cable S-VHS, operating instructions	<input type="checkbox"/>	507.5140.0

ATMOS Strobe 21 LED		REF
<b>Noiseless stroboscope with flash light and pilot light for vocal cord diagnostics based on LED technology.</b> Included in delivery: 1 x Airborne noise microphone for ATMOS Strobe 21 LED, 1 x dongle clip for interlink, 1 x power cord, 1 x cable audio clinch-clinch mono, 1 x LED light handle, 1 x endoscope adapter Wolf, operating instructions	<input type="checkbox"/>	507.4700.0
<b>ATMOS MedDoc Software</b>		
<b>For administration and archiving picture and video data within an integrated patient database.</b> Included in delivery: Archiving software on CD, licence, operating instruction	<input type="checkbox"/>	700.0015.1
<b>Foot switch for image storage for ATMOS MedDoc Software</b> to save images and video data in the MedDoc Software	<input type="checkbox"/>	507.3214.0
<b>Metal storage quiver for rigid endoscopes</b>	<input type="checkbox"/>	508.0775.0
<b>Plastic quiver for used rigid endoscopes</b>	<input type="checkbox"/>	443.0017.0
<b>Quiver for storage of flexible endoscopes, max. 500 mm length</b> Included in delivery: quiver, Teflon protection cover for flexible endoscopes <b>System requirements: for application in storage 506.7556.0 or 506.7015.0</b>	<input type="checkbox"/>	508.0790.0
<b>Optical plug-in sleeve</b>	<input type="checkbox"/>	508.0797.0
<b>Storage quiver for used flexible endoscopes, max. 500 mm length</b> Filling with disinfection solution possible. The quiver can be opened on the rear side for thorough cleaning. Included in delivery: Quiver, Teflon protection cover for flexible endoscopes <b>System requirements: for application in storage 506.7556.0 or 506.7015.0</b>	<input type="checkbox"/>	508.0795.0
<b>Optical plug-in sleeve RDI 30</b>	<input type="checkbox"/>	508.0795.4
<b>Insulation transformer 1000 VA with ISO guard</b> Medical isolation transformer for operation of the endoscopy/ stroboscopy system in line with the standards	<input type="checkbox"/>	950.0225.0

## Innovation right before your eyes – the strength is in the details.

The central element of an optimum ENT visualisation system!

### ATMOS Endoscopy system




version Medical PC




version Laptop

### ATMOS Stroboscopy system



version Medical PC



version Laptop

Patients and doctors worldwide rely on ATMOS



# ATMOS Endoscopy and Stroboscopy

Endoscopy and stroboscopy for mobile use on ward or in retirement homes



P a t i e n t s   a n d   d o c t o r s   w o r l d w i d e   r e l y   o n   A T M O S

ATMOS Roadster

# Stroboscopy to go!

## Orderset for mobile videostroboscopy



- » Innovative LED stroboscope
- » ATMOS ENT Kamera for easy handling
- » Archiving software ATMOS MedDoc
- » ATMOS endoscopes

Roadster - Order set "mobile videostroboscopy"		REF
ATMOS Roadster		
<b>Mobile transport- and diagnostics case for video stroboscopy</b> <b>Characteristics:</b> Mobile camera- and stroboscopy case consisting of an ATMOS ENT-camera and a LED-stroboscope ATMOS Strobo 21 LED. The case is equipped with an easily detachable transport trolley. After connection to the mains supply, the equipment is ready to use. Ideal for use with the archiving system ATMOS MedDoc for the laptop. <b>Technical data:</b> Dimension of the camera- and stroboscopy case: H 52 x W 53 x D 20 cm Included in delivery: Mobile camera- and stroboscopy case, detachable trolley handle, operating instructions	<input type="checkbox"/>	507.4746.0

Components for fitting to ATMOS Roadster	REF
<b>ATMOS Cam 21 DV Data</b>	
<b>ENT examination camera</b> <b>Characteristics:</b> <b>Camera head</b> <ul style="list-style-type: none"> <li>▪ High resolving 1/3" CCD camera with high light sensitivity</li> <li>▪ Endoscope connection suitable for all medical endoscopes with standardised connection, endoscope change easy possible (single-handed)</li> <li>▪ Control possibility for digital zoom at the camera head</li> <li>▪ Easy focusing possibility also single-handed with established endoscope</li> </ul> <b>Control device:</b> <ul style="list-style-type: none"> <li>▪ Easiest camera adjustment for the everyday practice</li> <li>▪ Choice of the optic (laryngoscope, flexible endoscope and microscope)</li> <li>▪ Choice of lightsource (halogen, Xenon, stroboscope, LED)</li> <li>▪ Automatic white balance (alternatively manual)</li> <li>▪ supply interface for LED endoscope lightsource ATMOS LS 21 LED</li> <li>▪ 2 analogue monitor outputs, video norm NTSC</li> <li>▪ Audio-in for digitalisation of microphone signals (DV)</li> <li>▪ pixel error protection (PEP)</li> <li>▪ Digital monitor output DVI, monitor output SXGA</li> <li>▪ Digital archiving interface IEEE1394 (firewire) (DV)</li> <li>▪ Stroboscopy mode for flash of stroboscopy data (DATA)</li> </ul> <b>Technical data:</b> 1/3" CCD, 752 x 582 pixel, 48 dB dynamic, 100 - 240 V~, max. 35 VA Application class BF, categ. I acc. to App. IX, EC Directive 93/42/EEC Included in delivery: Camera head, control device, camera head bracket, Data transfer cable for measuring value transfer ATMOS Strobe 21 LED, (REF 507.5016.0), interlink cable (REF 507.4750.0), Video cable S-VHS, DV-cable PC 6/6 (REF 507.4261.0), DV cable laptop 6/4 (REF 507.4260.0), operating instructions	<input type="checkbox"/> 507.5100.0
<b>ATMOS Strobe 21 LED</b>	
<b>Noiseless stroboscope with flash light and pilot light for vocal cord diagnostics based on LED technology.</b> <b>Characteristics:</b> Including attachable LED light source for direct connection to existing laryngoscopes, freeze image with variable phasing and slow motion mode, adjustable with foot switch. Display of voice frequency and sound pressure level, audio output for archiving the voice signal (including attachable laryngoscope microphone). <b>Technical Data:</b> Flash frequency: 70-1000 Hz $\pm$ 1 Hz without reduction, Sound level metering range: 70-125 dB $\pm$ 1dB, operating modes: continuous light, slow motion 0.5-2 Hz, frozen image 0°-400°, hunting over foot switch adjustable, durability: approx. 50.000 h, microphone: airborne noise microphone, impact sound adapter optional, dimensions (H x W x D): 11.8 x 13.9 x 28 cm, weight: 5 kg voltage range: 100-240 V~, 50/60 Hz Included in delivery: 1 x Airborne noise microphone for ATMOS Strobe 21 LED, 1 x dongle clip for interlink, 1 x power cord, 1 x cable audio clinch-clinch mono, 1 x LED light handle, 1 x endoscope adapter Wolf, operating instructions	<input type="checkbox"/> 507.4700.0

ATMOS MedDoc Software		REF
<b>For administration and archiving picture and video data within an integrated patient database.</b> <b>Characteristics:</b> Video and image recording control, easy to handle video cutting programme, elaborate import and export functions, automatic generation of standard documents with Windows XP® or Windows 7®. <b>Technical data:</b> System requirements: Intel Pentium 4,2 GHz or Centrino 1,5 GHz, 250 MB RAM, IEEE 1394 interface, 2 GB harddrive, CD burner, display 1042x768,32 bit, Windows XP® or Windows 7®, direct X 9,0b, class I, acc. to IX EC directive 93/42/EWG Included in delivery: Archiving software on CD, licence, operating instruction	<input type="checkbox"/>	700.0015.I
<b>Foot switch for image storage for ATMOS MedDoc Software</b> to save images and video data in the MedDoc Software	<input type="checkbox"/>	507.3214.0
<b>ATMOS MedDoc package, German</b> without DV-converter for digital connection to ATMOS Cam 21/31 DV Included in delivery: Laptop, archiving software, foot switch, operating instructions	<input type="checkbox"/>	507.3221.0
<b>ATMOS MedDoc package, English</b> without DV-converter for digital connection to ATMOS Cam 21/31 DV Included in delivery: Laptop, archiving software, foot switch, operating manual	<input type="checkbox"/>	507.3222.0
<b>You will find our optics in chapter ENT endoscopes!</b>		

LED technology

# The ENT case for the ward round on place



Even in mobile work, you do not have to do without your accustomed lighting quality. Due to innovative LED and accumulator technology, you can take the accustomed lighting quality of the head lamp and the light source along to your patients!

ATMOS LED consulting set		REF
ATMOS LED ENT consulting set		
<b>For consulting visits and mobile application</b> <b>Characteristics:</b> Easy consulting case for storage of the LED headlight, LED light source, endoscopes and examination materials. Headlight ATMOS LS 21 LED examination set (REF 507.4505.0) for optimum and mobile illumination of medical examinations. Light handle ATMOS LS 21 LED (REF 507.4600.0) for direct connection to endoscopes and laryngoscopes, with high-performance white light LED. <b>Technical data:</b> Internal dimensions (H x W x D): 14 x 47 x 50 cm, Headlight brightness: 60 kLux / 50 lumen , luminous field-Ø: 25-55 mm in 17 cm distance in front of lamp, focusable, durability up to 50.000 h, performance: 2 Watt Operating time: approx. 4 h (eco-mode) or approx. 2 h (powermode) charging time: max. 2 h (at full discharge), weight: 80 g LED light handle: power: 2 Watt, brightness: 220 kLux/ 175 lumen, durability: 50.000 h, length of cable: 1.9 m, weight: 213 g power supply: 100 - 230 V~, 50/60 Hz Included in delivery: Consulting case, headlight ATMOS HL 21 LED, long-life light, source with high-performance white light LED, 1 Lithium-ionic, battery,ergonomic ultra-light headband, holder for battery on the, rear of headband, universal battery quick-charging power supply with, primary adapters assortment, connection cable LED-battery (40 cm), 1 x light handle ATMOS LS 21 LED	<input type="checkbox"/>	507.4760.0



## ATMOS HL 21 LED

Totally free! The cable-free headlight





**A lightweight you will forget  
to take off!**



## **ATMOS HL 21 LED cordless head lamp**

**Now concentrate on the essentials...**

...because the new ATMOS cordless headlamp enables unlimited mobility in surgery and operation theatre.

For patient examination, you as a doctor require bright and focusable illumination. At the same time you would like to be entirely mobile and independent for a long time.

The answer for you: **ATMOS HL 21 LED!**



# The headlight ATMOS HL 21 LED

enables unlimited mobility!



## ATMOS HL 21 LED - The cable-free headlight!

As a doctor you require bright and focusable illumination, at the same time you would like a lightweight, mobile system with a long product life and low follow-up costs. Now with the new headlight ATMOS HL 21 LED this kind of system is available to you.

### The new technology

The new lithium-ionic batteries offer much longer operation time compared with the traditional batteries, they have 50 % less weight and exclude the memory effect. The power white-light LED with up to 50,000 hours life-span is very robust, develops no heat, is lightweight and comfortable to wear and provides excellent illumination at low running costs



**The ATMOS HL21LED is especially suitable for the following specialised groups:**

- ENT practitioner in the surgery, on the ward and in outpatient departments
- General practitioners
- Consultants in diverse fields

No heavy light guide cable, no ventilation noise is disturbing you at your work anymore.





# ① Very bright LED

with a high service life  
(approx. 50,000 h)



# ⑥ Adjustable bow

fits every head.



# ② Focusable

for optimal illumination



# ⑦ Perfect wearing comfort

Comfortable to wear, even for  
several hours, due to the soft  
version with joint.



# ③ Double-joint

for perfect light positioning



# ⑧ Universal battery

quick-charging power pack.



# ④ Lithium-Ionic battery

integrated and exchangeable  
With charging indication and  
selector switch for power and  
eco mode.



# ⑨ Cable

Length: 150 cm and 40 cm.



# ⑤ Neoprene band

The headband can be washed in the  
washing machine.




# ⑩ Holding clip

for Lithium-Ionic battery

ATMOS HL 21 LED headlight

# LED technology for full-time employment

The head lamp for your daily routine



- » Perfect wearing comfort
- » Homogene illumination
- » Low weight
- » Highest mobility

Headlight ATMOS HL 21 LED examination set		REF
Headlight ATMOS HL 21 LED, examination set		
<b>For optimum and mobile illumination for medical examinations e.g. in the ENT range</b> <b>Characteristics:</b> Long-life light source with high-performance white light LED, focusing optic infinitely variable, high-end battery system with particularly lightweight and powerful lithium-ionics battery, 2 operation modes: Eco-/Power mode, ergonomic ultralight headband, holder for battery on the rear of headband, universal battery quick-charging power pack with primary adapters assortment, connection cable battery - LED <b>Technical data:</b> LED: Brightness: 50 lumen / 60 kLux, luminous field-Ø: 25-55 mm in 17 cm distance before lamp, focusable, durability: up to 50,000 h, Performance: 2 Watt Battery: operating time: circa 4 h (eco-mode) or circa 2 h (powermode) Charging time: max. 2h (at full discharge) weight: headlight 200 g, battery 80 g, voltage range: 100 - 230 V~, 50/60 Hz Included in delivery: 1 x headlight ATMOS HL 21 LED, 1 x connecting cable LED-battery, (40cm), 1x lithium-ionic battery, 1 x battery quick-charging power, pack	<input type="checkbox"/>	507.4505.0

Technical data	ATMOS HL 21 LED
Operating time	approx. 4 h (Eco mode) or approx. 2 h (power mode)
Weight	Headlight: 200 g, battery 80 g
Classifications	class: I (acc. to appendix IX, directive 93/42/EEC)
Accu capacity	1950 mAh
Power Pack Range of voltage	100-230V~, 50/60 Hz
Power Pack Connecting adapter	USA, Europe, UK, Australia
Accu charging time	max. 120 min (at complete unloading)

The stated technical data are valid at the moment of printing, and are subject to change!

ATMOS HL 21 LED headlight

# LED headlight - OT set

Highest mobility and optimum wearing comfort for operations



- » Perfect wearing comfort
- » Homogene illumination
- » Low weight
- » Highest mobility

Headlight ATMOS HL 21 LED OT set		REF
Headlight ATMOS HL 21 LED, OT set		
<b>For optimum and mobile illumination of OT applications</b> <b>Characteristics:</b> Long-life light source with high-performance white light LED, focusing optic infinitely variable, high-end battery system with particularly lightweight and powerful lithium-ionic battery, 2 operation modes: Eco-/Power mode, ergonomic ultra light headband, holder for battery on the rear of headband, universal battery quick charging power pack with primary adapters assortment, connecting cable to LED battery <b>Technical data:</b> LED: Brightness: 50 lumen / 60 kLux, luminous field-Ø: 25 to 55 mm in 17 cm distance before lamp, focusable Durability: up to 50,000 h, Performance: 2 Watt Battery operating time: approx. 4 h (eco-mode) or approx. 2 h (power mode) Charging time: max. 2 h (at full discharge) weight: headlight 200 g, battery 80 g, voltage range: 100 - 230 V~, 50/60 Hz Included in delivery: 1 headlight ATMOS HL 21 LED, 1 connecting cable to LED-battery (40cm), 1 connecting cable to LED battery (150 cm), 2 lithiumionic-battery, 1 x battery quick-charging power pack, 1 x cable clip	☐	507.4506.0

Technical data	ATMOS HL 21 LED
Operating time	approx. 4 h (Eco mode) or approx. 2 h (power mode)
Weight	Headlight: 200 g, battery 80 g
Classifications	class: I (acc. to appendix IX, directive 93/42/EEC)
Accu capacity	1950 mAh
Power Pack Range of voltage	100-230V~, 50/60 Hz
Power Pack Connecting adapter	USA, Europe, UK, Australia
Accu charging time	max. 120 min (at complete unloading)

The stated technical data are valid at the moment of printing, and are subject to change!



①



②



③



④

Headlight ATMOS HL 21 LED	REF
<b>For optimum and mobile illumination for medical examinations e.g. in the ENT range</b> <b>Characteristics:</b> Long-life light source with high-performance white light LED, focusing optic infinitely variable, high-end battery system with particularly lightweight and powerful lithium-ionics battery, 2 operation modes: Eco-/Power mode, ergonomic ultralight headband, holder for battery on the rear of headband, universal battery quick-charging power pack with primary adapters assortment, connection cable battery - LED <b>Technical data:</b> LED: Brightness: 50 lumen / 60 kLux, luminous field-Ø: 25-55 mm in 17 cm distance before lamp, focusable, durability: up to 50,000 h, Performance: 2 Watt Battery: operating time: circa 4 h (eco-mode) or circa 2 h (powermode) Charging time: max. 2h (at full discharge) weight: headlight 200 g, battery 80 g, voltage range: 100 - 230 V~, 50/60 Hz Included in delivery: 1 x headlight ATMOS HL 21 LED, 1 x connecting cable LED-battery, (40cm), 1x lithium-ionic battery	<input type="checkbox"/> 507.4500.0
<b>Accessories for headlight ATMOS HL 21 LED</b>	
<b>Connecting cable from battery to LED, 40 cm</b>	<input type="checkbox"/> 507.4542.0
<b>Connecting cable from battery to LED, 150 cm</b>	<input type="checkbox"/> 507.4541.0
<b>Connecting cable from battery to LED, 200 cm</b>	<input type="checkbox"/> 507.4545.0
<b>Clip for fixing the cable to clothing</b>	<input type="checkbox"/> 507.4543.0
<b>Lithium-ionic rechargeable battery</b> <b>Battery for connection to ATMOS LS 21 LED light handle / ATMOS HL 21 LED headlight.</b> <b>Characteristics:</b> <ul style="list-style-type: none"> <li>Powerful lithium-ionic-battery,</li> <li>2 operation modes: Eco- / Power mode</li> </ul> <b>Technical data:</b> Durability: approx. 4 h (eco mode) or approx. 2 h (power mode), charging time: max. 2 h (at full charge), weight: 80 g	<input type="checkbox"/> 507.4510.0
<b>Universal battery quick charging power pack (100 - 240 V)</b> Including multinational adapter.	<input type="checkbox"/> 011.1199.0
<b>Headlights for cold light and warm light sources</b>	
<b>① Headlight acc. to Binner with headband, 90°</b> Headlight with light conducting cable, light model Light conducting cable 2.2 m, 90° connection, Storz-adapter for connection to cold light source	<input type="checkbox"/> 502.0515.5
<b>② Headlight acc. to Binner without headband, 90°</b> Headlight with light conducting cable, Light conducting cable 2.2 m, 90° connection, Storz-adapter for connection to cold light source	<input type="checkbox"/> 502.0516.0
<b>③ Headlight CLAR 55</b> warm light incl. connecting cable	<input type="checkbox"/> 502.0161.0
<b>④ Headlight CLAR 73</b> with 90° Storz-connection to the light source, cold light, fibre optic cable 2.3 m	<input type="checkbox"/> 502.0515.0
<b>Headlight CLAR 73</b> with straight Storz-connection to the light source cold light, Fibre Optic cable 2.3 m	<input type="checkbox"/> 502.0515.1



ATMOS i View

# The microscope with the system for perfect view and workflow



- » Display of dimensions
- » Large exit pupil
- » Dual power LED
- » Optimised illumination quality
- » Integrated SD-camera
- » Variozoom
- » Auto-Light

ATMOS microscope		REF
ATMOS i View 21 microscope		
ENT examination microscope with integrated, fanless high transmission, high performance LED illumination in the microscope head	<input type="checkbox"/>	538.0000.0
<b>Characteristics:</b> <ul style="list-style-type: none"><li>▪ Integrated high performance white-light-LED</li><li>▪ Automatic light control over tilt sensor</li><li>▪ Optimized stereo effect by 24 mm stereo basis</li><li>▪ 5-steps magnification changer (0,4/0,6/1/1,6/2,5)</li><li>▪ Binocular straight tube f = 160 mm</li><li>▪ 2x wide-field eyepiece 10x, plug-in with (diopter compensation, spectacle-wearer oculars)</li></ul>		
<b>Technical data:</b> <p>Supply voltage: 100 - 230 V Luminescence: 50 klux (300 mm), 125 klux (200 mm) Service life LED: 50.000 h, Colour temperature: 5,200 K</p> <p>Included in delivery: dust cover, operating instructions</p>		





①



②



③



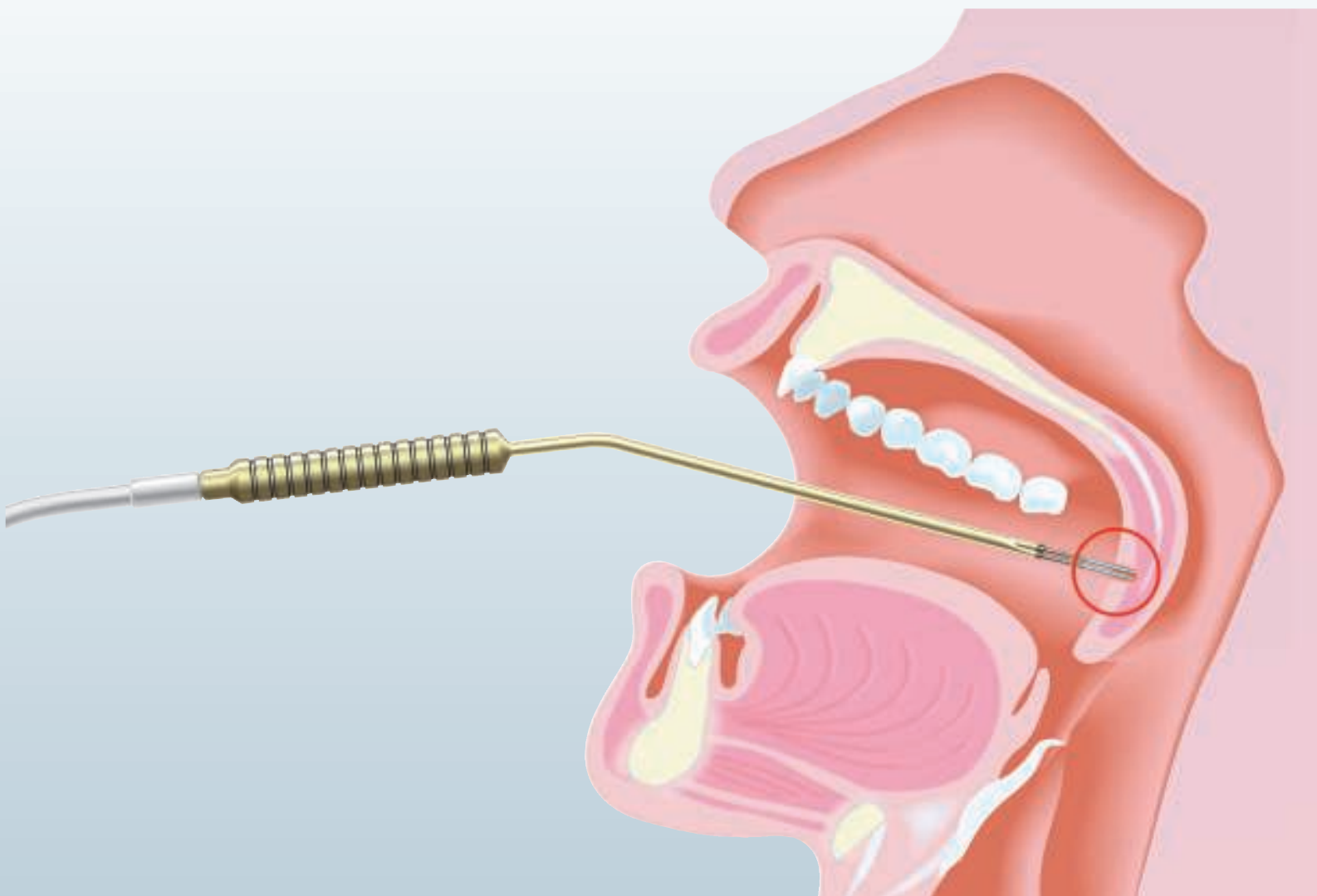
④



⑤

Objectives		REF
<b>Objective: 200 mm</b> internal Ø frame: 56 mm	<input type="checkbox"/>	538.1000.0
<b>Objective: 250 mm</b> internal Ø frame: 56 mm	<input type="checkbox"/>	538.1100.0
<b>Objective: 300 mm</b> internal Ø frame: 56 mm	<input type="checkbox"/>	538.1200.0
<b>Objective: 400 mm</b> internal Ø frame: 56 mm	<input type="checkbox"/>	538.1300.0
Visualisation		
<b>Integrated SD camera for single-handed operation at the head</b> resolution: 752x582 pixel, video norm: NTSC, S-video output	<input type="checkbox"/>	539.1400.0
① <b>Endoscope adapter</b>	<input type="checkbox"/>	538.1800.0
② <b>HD-adapter for digital camera with Sony E-Mount bayonet connection for 5x magnification changer (e.g. Sony NEX-5)</b> Included in delivery: camera connection for E-Mount, covering cap for microscope and camera connections	<input type="checkbox"/>	538.1900.0
Handgrips		
③ <b>T-handle for ATMOS i View</b>	<input type="checkbox"/>	538.1500.0
④ <b>Lateral double handle for ATMOS i View</b> Handle infinitely variable	<input type="checkbox"/>	538.1600.0
Statives		
<b>Wall stand</b>	<input type="checkbox"/>	538.2800.0
⑤ <b>Microscope column for ATMOS S 61 Servant</b>	<input type="checkbox"/>	538.2200.0
<b>Microscope column for ATMOS C 21 / C 31</b>	<input type="checkbox"/>	538.2300.0
<b>Microscope column for ATMOS Servant 5</b>	<input type="checkbox"/>	538.2400.0
<b>Monitor arm for wall mount or floor stand</b> lifting capacity: 25 kg	<input type="checkbox"/>	605.1400.0
<b>Support arm for equipment on floor stand</b> Lifting capacity: 15 kg	<input type="checkbox"/>	605.1300.0
Microscope arm		
<b>Mechanical support arm ENT</b> Arm length: 1475 mm	<input type="checkbox"/>	538.2000.0





## ATMOS RS 221 ENT

Radiofrequency surgery for: snore therapy, tonsilectomy, coagulation and further ENT treatments

ATMOS RS 221 ENT

# Radiofrequency surgery



	Type of treatment	Mono cut channel 1		Mono coag channel 2		Bipolar coag channel 3		Recommended setting ATMOS RS 221			Recommended electrode form	Recommended REF
		Cutting	Cutting with coagulation	Continuous coagulation	Impulse coagulation	Bipolar continuous coagulation	Bipolar impulse coagulation automatic power-off	Performance	Coagulation	Duration		
THROAT	Uvuloplasty / palatoplasty	x						approx. 28-32 watts	C3	n.B.	multi-tip, needle UPP special electrode	506.5870.0 (#41) 506.5886.0
	Lingual tonsils			x				approx. 18-22 watts	C2	8-10 sec	rigid special needle electrode coated, multi-tip	506.5884.0 (#36) 506.5870.0 (#41)
	Tonsillectomy	x						approx.	C3	n.B.	Multi-Tip	506.5870.0 (#41)
	Tonsillotomy	x						approx. 30-40 watts	C2	n.B.	rigid special needle electrode coated	506.5884.0 (#36)
	Coagulation of the lingual tonsils			x				approx. 15-25 watts	C3	8-10 sec	rigid needle electrodes	506.5881.0 (#32)
	Tightening of the soft palate with automatic power-off					x		approx. 5-15 watts	C2	A	bipolar needle electrodes palate	506.5887.0 (#04)
	Tightening of the lingual tonsils with automatic power-off					x		approx. 5-15 watts	C2	A	bipolar needle electrodes palate	506.5887.0 (#04)
NOSE	Hyperplastic mucosa	x						approx. 25-27 watts	C3	n.B.	ENT sling	506.5882.0 (#35)
	Polyposis nasi	x						approx. 26-30 watts	C3	n.B.	ENT sling	506.5882.0 (#35)
	Rhynophyma	x						approx. 28-30 watts	C3	n.B.	multi-tip sling	506.5870.0 (#41) 506.5871.0 (#43)
	Concha treatment / epistaxis			x				approx. 22-24 watts	C3	10-15 sec	multi-tip rigid needle electrodes	506.5870.0 (#41) 506.5885.0 (#52)
EAR	Radioconcho therapy			x				approx. 15-25 watts	C2	8-18 sec	rigid needle electrodes	506.5885.0 (#52)
	Volume reduction of the nasal concha with automatic power-off					x		approx. 5-15 watts	C2	A	bipolar needle electrode concha	506.5888.0 (#03)
	Otoplasty	x						approx. 28-30 watts	C3	n.B.	Multi-Tip	506.5870.0 (#41) 506.5886.0
	Paracentesis	x						approx. 20-30 watts	C2	1-2 sec	Rigid special electrode, coated	506.5884.0 (#36)

**Important Information:**

The manufacturer cannot be held liable for wrong settings, the notes are only recommendations! The required settings depend on the tissue characteristics, the age of the patient, the position of the neutral electrode, the electrode used, the type of wave and the device settings. Please contact us for any questions.

# ATMOS RS 221 ENT – Radiofrequency surgery

## Radiofrequency technology in the ENT surgery

Bipolar high frequency technology has been used in ENT medicine for many years to ensure that blood vessels are closed – during surgeries as well as in the ENT outpatients' clinic (e.g. for epistaxis).

Developments of new device features - in particular increased electric field frequency - provide new opportunities for treatment in the areas of throat, nose, pharynx and ear as a result of the precise cutting function. The electrodes are individually primed for the application and facilitate the handling of the radiofrequency surgical device with minimal tissue stress.

Apart from the precise cutting function, radio frequency technology also provides new applications in the area of coagulation: special bipolar electrodes are used to reduce the volume of the nasal concha and to stiffen the soft palate. The radio frequency energy may be stopped automatically during bipolar coagulation as soon as the required tissue resistance has been achieved.

The ATMOS RS 221 ENT provides the new opportunities in radiofrequency surgery that are ideal for use in ENT medicine. This makes handling easier for the doctor and if applied correctly, there are fewer risks of secondary bleeding for the patient and faster wound healing.




### Bipolar coagulation

Safe hemostasis with bipolar tweezers (e.g. epistaxis).



### Neutral electrode

The neutral electrode is used for monopolar cutting and coagulation. The rubber reinforced bandage ensures good skin contact and prevents burns.



### Optimal device parameters

The strength of the radiofrequency wave is individually adjustable, depending on the application and the tissue structure. This guarantees an optimal cutting function with a simultaneous, individually adjustable coagulation level.




### Automatic mode / bipolar coagulation

The automatic function guarantees a consistent quality of treatment during the bipolar volume reduction of nasal concha and hardening of the soft palate.



### Ergonomic handles

The ergonomically designed handles guarantee the safe use of the radiofrequency technology in the operating area. The handles are autoclavable at least 150 times at 134°C, in accordance with DIN 58946.



### Foot switch / bipolar mode

The device is started up via the foot switch when bipolar tweezers are used in bipolar coagulation mode.



### Complete radiofrequency workstation

The ATMOS RS 221 ENT as well as the smoke evacuation system ATMOS SE 6501 can be easily integrated into the ATMOS S 61 Servant therapy: the ideal workstation for radiofrequency surgery.

ATMOS RS 221

# RF surgery for all ENT treatments



- » standard in the surgical somnoplasty
- » very slight tissue damage of the surrounding tissue in the field of soft palate and tonsil surgery
- » ideal frequency 2,2 MHz
- » universal connections for instruments from all leading manufacturers
- » automatic instrument pre-selection
- » now also suitable for snore therapy
- » new electrodes available


ATMOS RS 221 ENT		REF
<b>ATMOS RS 221 ENT with automatic switch off</b>		
<b>Radiofrequency device for cutting and coagulate in the ENT surgery</b> <b>Characteristics:</b> 4 operating modes: cutting, coagulation cutting, monopolar coagulation (continuous- and impulse mode), bipolar coagulation (continuous-, impulse- and automatic mode). Option to select probe operation via probe handle or foot control possible. Memory-operation for storage of the last used data. Most of ATMOS electrode are reusable and 70 times autoclavable (see operating instructions) Included in delivery: ATMOS RS 221 ENT accessories set (monopolar) (REF 506.5880.0), tool holder, cutting (for 1.6 mm electrodes), tool holder, coagulating (for 1.6 mm electrodes), ENT electrode kit (32, 35, 34, ENT tonsil electrode, ENT Radioconchotherapy electrode, ENT UPP electrode), neutral electrode with rubber bandage, connection cable for neutral electrode, operating instructions <b>The bipolar set is not include in delivery please order separately (REF 506.5860.0).</b>	<input type="checkbox"/>	506.5900.0
<b>ATMOS RS 221 ENT with automatic switch off 100 V~</b>		
	<input type="checkbox"/>	506.5900.1
<b>ATMOS RS 221 ENT with automatic switch off 115 V~</b>		
	<input type="checkbox"/>	506.5900.2
<b>ATMOS RS 221 ENT with automatic switch off 127 V~</b>		
	<input type="checkbox"/>	506.5900.3

Technical data	ATMOS RS 221 ENT
Dimensions (H x W x D)	138 x 285 x 230 mm
Rated frequency	50 Hz
Fuses	2 x T 1,6 A / H bei 230 V
Output voltage	500 V max. high level output voltage
Working frequency	2.2 MHz
Max. coagulation performance:	max. 90 Watt at 1 kOhm
Cutting performance	max. 100 W at 1 kOhm

The stated technical data are valid at the moment of printing, and are subject to change!



①



②



③

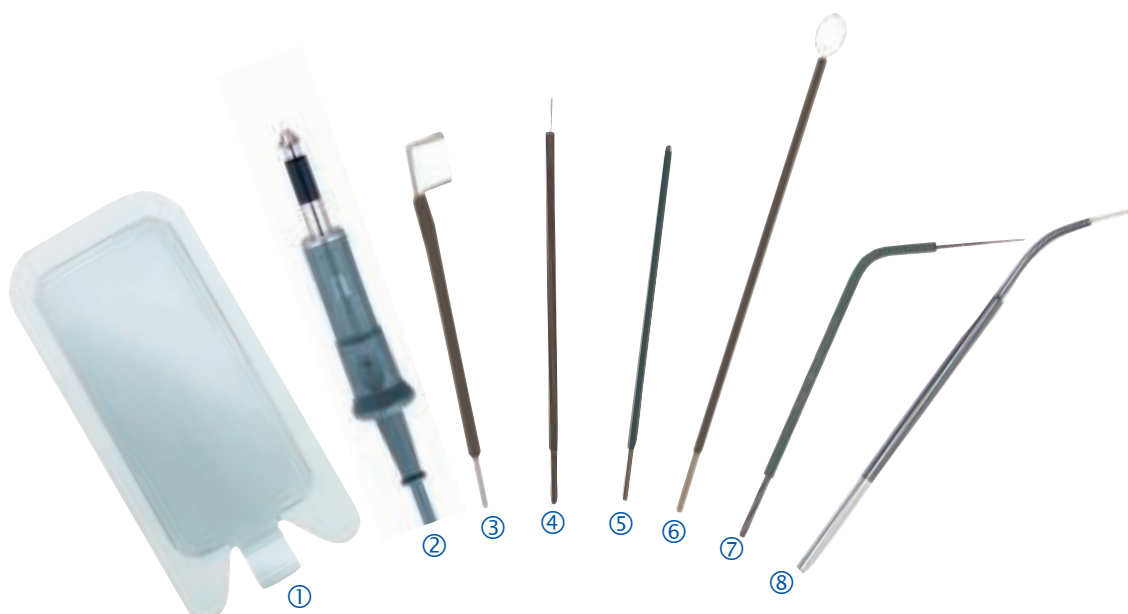


④



⑤

Accessories		REF
<b>ATMOS RS 221 monopolar accessories set</b>		
autoclavable at 134 °C	<input type="checkbox"/>	506.5850.0
consisting of:		
handle, yellow, cutting (for 1.6 mm electrodes), handle, blue, coagulating (for 1.6 mm electrodes), standard set of electrodes (41, 43, 44, 45, 46, 47, 48), neutral electrode with rubber fixation, connection cable for neutral electrode.		
<b>ATMOS RS 221 bipolar accessories set</b>		
① autoclavable at 134 °C	<input type="checkbox"/>	506.5860.0
consisting of:		
bipolar tweezers, short, straight, L = 110 mm, width of the tip 0.5 mm, foot switch with 2.5 m cable, bipolar cable, L = 2.5 m.		
<b>ATMOS RS 221 ENT accessories set (monopolar)</b>		
② Consisting of:	<input type="checkbox"/>	506.5880.0
<ul style="list-style-type: none"> <li>▪ Tool holder, cutting (for 1.6 mm electrodes)</li> <li>▪ Tool holder, coagulating (for 1.6 mm electrodes)</li> <li>▪ ENT set of electrodes (32, 35, 34, ENT tonsil electrode, ENT radioconchotherapy electrode, ENT UPP electrode)</li> <li>▪ Neutral electrode with rubber bandage</li> <li>▪ Connecting cable for neutral electrodes</li> </ul>		
③ Handle for cutting, yellow	<input type="checkbox"/>	506.5851.0
for 1.6 mm electrodes, cable length 2.5 m, autoclavable		
④ Handle for coagulation, blue	<input type="checkbox"/>	506.5852.0
for 1.6 mm electrodes, cable length 2.5 m, autoclavable		
Neutral electrode , 168 x 112 mm (185 cm <sup>2</sup> )	<input type="checkbox"/>	506.5853.0
cable length 0.5 m, autoclavable up to 134 °C (at least 75 x)		
Connecting cable for neutral electrode	<input type="checkbox"/>	506.5854.0
Rubber bandage for neutral electrode, L = 0.5 m	<input type="checkbox"/>	506.5855.0
Foot switch for grip without a release button, cable L = 2.5 m	<input type="checkbox"/>	506.5861.0
Bipolar cable, L = 2.5 m, autoclavable (at least 300 x)	<input type="checkbox"/>	506.5862.0
⑤ Bipolar tweezers, short, straight, L = 110 mm	<input type="checkbox"/>	506.5863.0
With of the tip 0.5 mm		



Consumables		REF
<b>① Self-adhesive disposable electrodes</b> Size 104 x 215 mm (for adults) Included in delivery: 50 pcs.	<input type="checkbox"/>	506.5878.0
<b>② Cable for self-adhesive disposable electrode, length 3 m</b> With plug for the ATMOS RS 221 and clamp connection with twin bolt to the single-use neutral electrode, autoclavable	<input type="checkbox"/>	506.5877.0
<b>③ Special electrode for Uvulopalatoplasty</b> Teflon coated, for safe and gentle removal of the uvula and the soft palate. To be used for chronic snorers. Overall length: 100 mm Included in delivery: 1 pc.	<input type="checkbox"/>	506.5886.0
<b>④ Cutting ENT needle electrode (extra long), #32</b> Flexible shaft, L = 100 mm, fine wire Included in delivery: 2 pcs.	<input type="checkbox"/>	506.5881.0
<b>⑤ Coagulation ENT ball-shaped electrode (extra long), #34</b> Flexible shaft, L = 100 mm, Ø ball 2,3 mm Included in delivery: 2 pcs.	<input type="checkbox"/>	506.5883.0
<b>⑥ Cutting ENT loop electrode (extra long), #35</b> Flexible shaft L = 128 mm, Ø loop 9 mm, super-fine wire Included in delivery: 2 pcs.	<input type="checkbox"/>	506.5882.0
<b>⑦ Coagulation-electrodes, pointed needle electrode, #36</b> Coated and bent electrode for coagulation of the lingual tonsils and the sub-mucous UPP; also very suitable for the preparation of fat tissue. L = 105 mm, length of needle = 18 mm (12 mm isolated) Included in delivery: 1 pc.	<input type="checkbox"/>	506.5884.0
<b>⑧ Multi-tip electrode, with spare wire, #41</b> with adjustable wire, for depth control (2 pcs.), wire 0.2 mm	<input type="checkbox"/>	506.5870.0



<b>① Cutting-electrode, round loop, Ø 13 mm, #43</b> Included in delivery: 2 pcs.	<input type="checkbox"/>	506.5871.0
<b>② Cutting-electrode, round loop, Ø 7 mm, #44</b> Included in delivery: 2 pcs.	<input type="checkbox"/>	506.5872.0
<b>③ Cutting-electrode, rhombical, #45</b> leg length 7 mm Included in delivery: 2 pcs.	<input type="checkbox"/>	506.5873.0
<b>④ Cutting-electrode, triangle electrode, # 46</b> leg length 7 mm Included in delivery: 2 pcs.	<input type="checkbox"/>	506.5874.0
<b>⑤ Coagulation-electrode, thick needle-electrode, #47</b> needle Ø = 1.5 mm, needle length 1.5 mm Included in delivery: 2 pcs.	<input type="checkbox"/>	506.5875.0
<b>⑥ Coagulation-electrode, ball-shaped-electrode, Ø ball 2 mm, # 48</b> Included in delivery: 2 pcs.	<input type="checkbox"/>	506.5876.0
<b>⑦ Electrode for the nasal radioconchotherapy, #52</b> Bayonet-shaped, total length = 155 mm, length of needle = 26 mm (10 mm isolated), blue shaft Included in delivery: 1 pc.	<input type="checkbox"/>	506.5885.0
<b>⑧ Bipolar needle electrode (puncture electrode), # 03</b> For volume reduction of the nasal concha. Bent on the rear, isolated needles, ergonomic plastic handle. Total length: 188 mm, needles: 16 mm, isolation: 6.5 mm, angled after 97 mm. Angle: 20 degree, autoclavable up to 134°C Included in delivery: 1 pc.	<input type="checkbox"/>	506.5888.0
<b>⑨ Bipolar needle electrode (puncture electrode, bent at the top), # 04</b> For volume reduction of the soft palate and the lingual tonsils. Bent in front, isolated needles, ergonomic plastic handle, total length: 193 mm, needles: 19.5 mm, isolation: 9.5 mm, bent after 169 mm, angle: 55 degree, autoclavable up to 134°C Included in delivery: 1 pc.	<input type="checkbox"/>	506.5887.0
Unless otherwise stated, all electrodes are autoclavable and therefore reusable. Please see for the exact details the instruction manual!		



VIO 50 C

# Coagulation at the push of a button

## Cutting and coagulating with high-frequency surgery



- » The standard device for coagulation in the ENT surgery
- » Monopolar and bipolar cutting and coalugation

High frequency surgery		REF
<b>High frequency surgical unit VIO 50 C</b> This small unit provides two monopolar cutting qualities and three coagulation method functions (including one which is bipolar). High levels of safety are obtained not just through neutral electrode, operating time and wrong dosing monitors, but also through sophisticated self-checking and other testing programmes. Perfect function, simple operation, excellent user friendliness - where can you find something which is comparable? <b>A high frequency surgical unit with the following modes:</b> <ul style="list-style-type: none"><li>▪ Monopolar Auto Cut</li><li>▪ Soft COAG (gentle coagulation)</li><li>▪ Forced COAG (standard coagulation)</li><li>▪ Bipolar COAG (precision work with double safety)</li></ul>		
<b>High-frequency surgery device VIO 50 C</b>		
<b>With 2 programmes for mono- and bipolar cutting and coagulation</b>		<input type="checkbox"/>
<b>Technical data:</b> Power output 50 Watt, 100 - 240 V, 50/60 Hz, dimensions: 280 x 135 x 300 mm (W x H x D), weight 4 kg, classification acc. to EC Directive 93/42/EEC : IIb, protection class acc. to EN 60601-1 : I, type CF		511.0000.0

Technical data	VIO 50 C
Dimensions (H x W x D)	280 x 135 x 300 mm
Weight	4 kg
Classifications	Protection level: CF, Class: IIb (in compliance with Annex IX, EC guideline 93/42/EWG)
Nominal frequency of the HF voltage	330 kHz
Cutting	nominal HF output: 50 Watt at 500 Ohm
Coagulation	nominal HF output: 50 Watt at 100 Ohm

The stated technical data are valid at the moment of printing, and are subject to change!

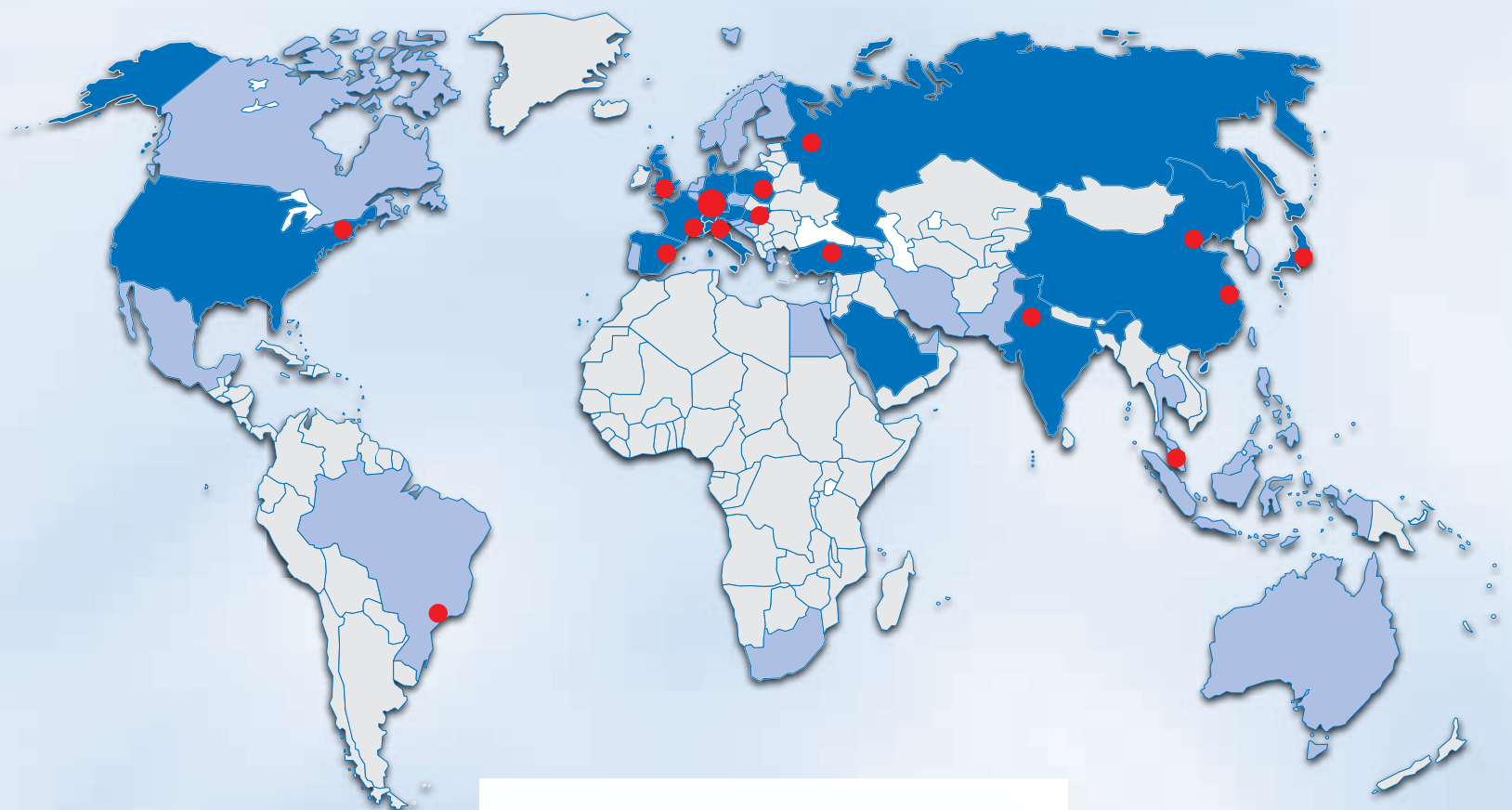


①

Accessories for high frequency surgical unit VIO 50 C		REF
<b>Monopolar set for high-frequency surgery device VIO 50 C</b>	<input type="checkbox"/>	508.0744.1
Included in delivery: Monopolar electrode handle with 2 buttons, needle electrode, ball-shaped electrode, Silicone neutral electrode including rubber band for fixation + cable		
<b>① Bipolar set for high-frequency surgery device VIO 50 C</b>	<input type="checkbox"/>	511.0010.0
Included in delivery: One-pedal foot switch, bipolar forceps (bayonet), connection cable		
<b>Bipolar coagulation electrode according to Binner</b>	<input type="checkbox"/>	508.0746.0

# ATMOS Service worldwide

- Technical training
- Maintenance and servicing
- Service and repair



**We offer you complete support so you can care for your patients!**

# Spare parts are essential. Obtaining spare parts in good time means keeping up with the demands of everyday life in the practice.



Warehouse in the ATMOS corporate building



Parts list of the ATMOS S 61 Servant ENT workstation



Exploded view ATMOS C 161 Aspirator



Detail display switch ATMOS C 161 Aspirator

The ATMOS spare part concept will guarantee the high availability and long-term value retention and reliability of your ATMOS product. It consists of on-site repair work in our factory, the exchange of entire modules as well as the provision of an adequate replacement device at special terms and conditions.

## Scope of supply of the ATMOS spare part concept.

- Original spare parts for all current products
- Product specific spare parts pack
- Delivery of equivalent spare parts or modules in the case of modifications in construction or parts that can no longer be supplied
- Shipment of parts in stock within 48 h

Hoses, modules, nozzles, pumps, solenoid valves, filters etc. are subject to wear and tear. Risks should not be taken with the replacement of spare parts thus avoiding down time in your clinic and ensuring your workflow is not disrupted. We recommend that genuine ATMOS spare parts are always used so the quality of the care you provide to your patients is never compromised.

## Why should you use ATMOS original spare parts?

All the positive characteristics of your ATMOS products can only be maintained or recovered when ATMOS original spare parts are employed exclusively in the course of maintenance and repair measures. The ATMOS warranty will expire if spare parts from other manufacturers are employed, because ATMOS cannot guarantee the reliable functioning, quality, safety and security of these parts. You will minimise your maintenance costs when you employ ATMOS original spare parts. The total costs involved are in no way identical to the pure procurement costs of the parts. Imitation components may initially cost less but with a significantly reduced lifespan will result in higher costs over time. You can order our spare parts during normal business hours very easily by phoning or faxing:

Service@atmosmed.de • Phone: +49 7653 689-222 • Fax: +49 7653 689-292  
You can also order our spare parts by logging into [www.atmosmed.de](http://www.atmosmed.de)!

Software Upgrade		REF
<b>Software Upgrade 2.02 RS 221</b>		
<b>RS 221 Automatic switch-off</b> Retrofitting of the RS 221 device (506.5810.0) via software upgrade to version 2.02, so that the function automatic switch-off is available. For RS 221 units greater or equal serial number 02184 please order article no. 506.5811.0. For RS 221 with a serial number less or equal 02183 please order article number 506.5812.0. For safety reasons the upgrade is only possible in our Lenzkirch premises.	<input type="checkbox"/>	506.5811.0
<b>Software ATMOS S 61 Terminal</b>		
<b>Software ATMOS S61 Terminal</b>		
Service software for the reading of service data from the ATMOS S 61 ENT workstation and the ATMOS S 61 vision. With the software applications you can transmit service information from the ATMOS S 61 to a compatible PC and archive. The analysis and diagnosis tool serves as a support function in trouble shooting and permits the prediction of potential component failure. The installation routine is simple and more or less automatic. The necessary drives are integrated. The operation of the software is self-explanatory due to the intuitive operator interface. The data transmission from the ATMOS S 61 terminal to the PC is achieved via an USB adapter cable Operating system: Windows XP or Windows 2000 Included in delivery: 1 CD with Software ATMOS S 61 terminal, 1 USB adapter cable, including brief instructions, language: English,	<input type="checkbox"/>	530.0149.0
<b>Software</b>		
<b>CAM 21/31 Software Upgrade Kit</b>		
Service software in order to upgrade the ATMOS Camera types CAM 21 and CAM 31 with the latest firmware version. Compatible with all CAM 21/31 series with the article numbers 507.xxxx.x and 531.xxxx.x <b>System requirements:</b> <ul style="list-style-type: none"> <li>Operating software Windows XP or Windows 2000</li> <li>Hardware: PC compatible with Windows and with USB interface</li> </ul> Included in delivery: 1 x CD with driver, software tool, firmware with brief instruction, 1 x USB adapter cable, 2 x programming adapter, usage acc. to hardware interface, Language: English,	<input type="checkbox"/>	507.4300.0
<b>Service Kit for camera optimisation</b>		
(CD and cable) Optimisation of camera parameters (second generation). Consisting of: Adapter cable, PC-USB, camera control and software for adjusting camera parameters (with operation instruction on CD)	<input type="checkbox"/>	507.5047.0
<b>Upgrade for ATMOS MedDoc Software</b>		
from Version x.x to 2.7	<input type="checkbox"/>	700.0022.I



①



②

ATMOS Flowmeter TGP 5		REF
ATMOS Flowmeter TGP 5		
<b>① Pressure and flow measuring device</b> Measuring ranges 0 - 6 ltr or 0 - 60 ltr (please state when ordering). Network operation (115/220 V) as well as battery operation (9V block) are possible. LC display with digits 12.5 mm high. Ideal for testing all ATMOS suction devices. the flow is negligible up to 6 ltr we recommend the small measuring range. If The flow performance is high the large measuring range is ideal (up to 60 ltr).	<input type="checkbox"/>	312.0000.0
Tester for light conducting cable GM 300		
<b>Tester for light conducting cables GM 300</b> <b>②</b> Checking light conducting cables for proper operation Detect damaged fibres with little effort. The device is easy to handle and available in different versions: <ul style="list-style-type: none"> <li>▪ Storz</li> <li>▪ Wolf</li> <li>▪ ACMI</li> <li>▪ Olympus</li> <li>▪ Storz with Ø 6 mm batch</li> </ul> battery operation, therefore mains-independent, multilingual: <ul style="list-style-type: none"> <li>▪ german (standard)</li> <li>▪ english</li> <li>▪ french</li> </ul>	<input type="checkbox"/>	508.0661.0

Technical data	Flowmeter TGP 5
Measuring range	Pressure: 0....1000 hPa ( 2 fold overload ) Flow: 0....60l/min. or 0....6l/min other measurement ranges on demand
Measuring principle	Pressure: inductive Flow: laminarflow
Power consumption	approx. 10 mA
Display	LCD 3 1/2-digit (12.5 mm)
Voltage	9 V E block or wall power supply (100 - 240 VAC 50 - 60Hz)
Medium	non aggressive gases
Connections	supply phone jack
Dimensions (H x W x D)	90 x 248 x 225 mm, table-top device aluminium
Weight	approx. 2 kg
Classifications	protection class III; protection category: IP 30; standards: EN 50081-1; EN 50081-2; EN 50082-1;EN 50082-2; EN 61010

The stated technical data are valid at the moment of printing, and are subject to change!





①



②

HF-Powermeter III		REF
<b>HF-Powermeter III</b>		
<p>① The HF Powermeter III is for the short-time measuring of the output power of HF surgical devices with an output power of maximum 100 Watt. The measuring may only be performed by trained personnel. The range of frequencies for measuring the output power ranges from 0-2,5 MHz with an accuracy of &lt;5%. The power can be measured by using a load resistance of 75, 200, 250, 500, and 1000 <math>\Omega</math>. In the display both is shown, the performance and the crest factor.</p> <p>Included in delivery: 2 power sense lines, 1 alligator clip, 2 testing tips, batteries</p>	<input type="checkbox"/>	511.0015.0
<b>Pressure difference measuring device 0...2000 hPa</b>		
<b>Pressure difference measuring device 0...2000 hPa</b>		
<p>② Vacuum measuring device for ATMOS suction units, incl. battery and calibration protocol:</p> <ul style="list-style-type: none"> <li>8 different units for pressure to be selected: kPa, hPa, Pa, mm H<sub>2</sub>O, mmHg, psi, inch H<sub>2</sub>O, inch Hg</li> <li>Integrated density compensation</li> <li>Illuminated display</li> <li>Hold / max / min function</li> <li>Print-out of the measured values including date, time and min / max value</li> </ul>	<input type="checkbox"/>	312.0701.0

Technical data	HF-Powermeter III
Measuring range	0 – 100 Watt
Display	double-spaced LCD display with backlight
Voltage	2 x batteries 1,5V LR6/AA
Weight	0.5 kg
Protection class	III
Accuracy	< 5%
Internal resistance	75 $\Omega$ , 200 $\Omega$ , 250 $\Omega$ , 500 $\Omega$ and 1000 $\Omega$
Current Input	< 60 mA during operation
0 – 2,5 MHz	0 – 2,5 MHz

The stated technical data are valid at the moment of printing, and are subject to change!

Technical data	Pressure difference measuring device
Measuring range	0 ... +2000 hPa
Dimensions (H x W x D)	202 x 57 x 42 mm
Weight	300 g
Resolution	1 hPa
Operation temperature	0 ... +60° C
Type	9V-Block, 6F22
Accuracy	0.5% v.Ew.
Storage temperature	-10 ... +70° C
Operating life	120 h

The stated technical data are valid at the moment of printing, and are subject to change!





①

ATMOS hose cleaning system		REF
ATMOS hose cleaning system		
① ATMOS hose cleaning device is intended for hygienic rinsing, de-germination and cleaning of water systems or for cleaning suction systems in the ATMOS treatment units.	<input type="checkbox"/>	510.0750.0

Technical data	ATMOS hose cleaning device
Operating time	100% / 20°C
Power consumption	40 VA
Voltage	230V 50/60 Hz
Capillary rise	100 l/h
Suction height	3 m
Temperature	ambient 0 - 25°C liquid 0 – 60°C

The stated technical data are valid at the moment of printing, and are subject to change!



①



②



Alpron Starts-Set (Biofilm-Removing-Set)		REF
<b>Alpron Starts-Set (Biofilm-Removing-Set)</b>		
<p>① from Ear-flushing facilities and other water-bearing systems Alpron sterilises the water (bactericidal / fungicidal) and shows a long-term disinfection effect. Alpron obviates the resettlement of germs prohibits calcifications and is gently to the material Plant release amongst others by Sirona Dental. The Biofilm-Removing-Set serves to the Medicine product dosage form CE 0123. Alpron Starts-Set contains: 1 liter Alpron neutral 1 x BRS-forte Remover (160g powder), 1 x BRS-forte Activator (20ml) and 100 ml BRS-forte NaOCl (Sodium hypochlorite) -solution for one basic cleaning (Elimination of the Biofilms) of operation water bearing cables medically treatment unit. It suits to application with ATMOS tube cleaning instrument and therefore it suits to the cleaning action</p>	<input type="checkbox"/>	080.0010.0
<b>Hygiene filter for water irrigation, sterile</b>		
<p>② <b>Hygiene filter for water irrigation, sterile</b> Membrane filter for connection to the irrigation handle. Medical product acc. to 93/42/EEC, service life 4 weeks (Luer Lock).</p>	<input type="checkbox"/>	000.0918.0
<b>Consumables</b>		
<p><b>Disinfection agent</b> Bilpron 5 liter can, for disinfection and permanent removal of bio film in water-bearing pipelines. Solution is ready for weekly use in the weekend system.</p>	<input type="checkbox"/>	510.2049.0
<p><b>Biotest sticks (10 pcs.)</b> For determination of the contamination with germs in liquid.</p>	<input type="checkbox"/>	510.2048.0
<p><b>ATMOS special cleanser for suction channels</b> Concentrate to be added to the water storage container. For efficient hose cleaning, protects against residues and bad odor (100 ml).</p>	<input type="checkbox"/>	080.0005.0

# Training and instructions

- Instructions for use
- Product training



*The ATMOS product and introductory training courses will clearly and comprehensively prepare your staff for practical operation. We ensure that important knowledge and skills concerning maintenance and care are communicated and if required, this training can be carried out on customer premises.*

## Introductory training courses for ATMOS products

Fundamental elements of ATMOS products and system applications. Application in compliance with user instructions, functioning mode, authorised, accessories, opportunities for combination with other products, safety functions, care, maintenance and hygiene measures, practical exercise.

**Confirmation of participation in a course by means of instruction certificate!**

Location	Product	Price	Participants
On site	Suction products <sup>1)</sup> table top units <sup>1)</sup> chairs <sup>1)</sup> units <sup>1)</sup>	According to agreement	max. 6

### Target group:

Users of ATMOS products.

### Prerequisites:

Company participating is an ATMOS customer.  
(Appoints according to agreement).



## Technical product training for ATMOS Products

Initial training in unit application, basic technical knowledge on the unit, maintenance/ inspection and care, hygiene measures, tips for trouble-free operation, repair work, practical exercise.

**Confirmation of participation in the course by means of certificate!**

Location	Duration	Price	Participants
Lenzkirch	1 day	<sup>1)</sup>	4 – 8
On site	1 day	<sup>1)</sup>	max. 8

### Target group:

Medical technicians working in hospitals and clinics.

### Prerequisites:

Company participating is an ATMOS customer. Participant is a medical technician.  
(Appointment according to agreement).

<sup>1)</sup> For prices and special offers, please contact your local dealer.



## ● Reprocessing

## ● Consulting



*Our regular training courses dealing with the preparation of suction units provide our partners with the necessary know-how required to prepare ATMOS medical products both functionally and hygienically.*

### Reprocessing training courses for ATMOS small suction units

Reprocessing in accordance with BVMed- und ATMOS guidelines, legal basis (MPG (Medical Product Law), RKI (Robert Koch Institute) technical principles, simple repair work as well as practical exercise.

Confirmation of participation in the training course by means of certificate!

Location	Duration	Price	Participants
Lenzkirch	1 day	1)	4 – 8
On site	1 day	1)	max. 8

#### Target group:

Service technicians with electro-technical training and medical technicians.

#### Prerequisites:

Company participating is an ATMOS customer.

Participant can prove that he/ she possesses elector-technical skills.

Certification in accordance with ISO 13485:2003.



*The new conference room in the ATMOS Academy*



### Advice and services all around your ATMOS products

- Certificate of valuation Value retention report
- Certificate in the scope of independent preservation of evidence
- Project accompanying and advisory activities
- Advice with regard to cleaning, care and water hygiene

<sup>1)</sup> For prices and special offers, please contact your local dealer.



# Maintenance and inspection

**We recommend preventive maintenance – because malfunction means downtime!**



Our treatment units are designed for reliable and durable use in your everyday work. We demand high standards of hygiene and safety of our devices, combined with the compliance of statutory provisions. Therefore, thousands of doctors rely on the durability of our products every single day.

We would also like to be available for you at any time after sales in order to secure the value of your investment.

Inspection and maintenance are preventive measures (e.g. exchange of wear and tear parts in time) in order to avoid expensive downtimes.

Inspection and maintenance provide the basis for electrical safety and for a hygienically perfect product. It is a matter of safety for your patients.

Our maintenance contracts meet legal requirements with regard to safety-related inspections, ensure a perfect workflow and provide a high standard in hygiene and technical safety. With our premium contract we guarantee a maximum response time of 48 h!

## Legal requirements to be fulfilled by the treating doctor Safety-related inspections

„The operator of medical products has to abide by the safety related controls prescribed by the manufacturer and in accordance to their specifications and general regulations. These necessary maintenance measures have to be performed within the deadline stated and have them implemented.“  
(German regulation)

Service	Description	ATMOS Standard
Annual service is performed on site free of charge	About four weeks in advance ATMOS arranges an appointment with you. The hours of work and the travel costs are included.	✓
Functional check	All the functions of the complete system and the built-in modules are checked. An inspection of all the mechanical parts is performed. All the cables and plug-in connectors are checked.	✓*
Safetyrelevant check	Safety-relevant checks (including electrical inspection) according to §6 Medical Devices Operator Ordinance according to DIN EN 62353.	✓*
Fitting of options, free of charge	During the annual maintenance check we will retrofit options (free of charge) which may be ordered from our catalogue.	✓*
15 % discount	For all spare parts and journey	✓
Prolongation of the guarantee for another year	3-year instead of a 2-year guarantee for a maintenance contract, which is made when a new ATMOS S 61 is bought.	✓
Advice per telephone and e-mail	help with technical problems in available (free of charge) per telephone or via e-mail (during business hours).	



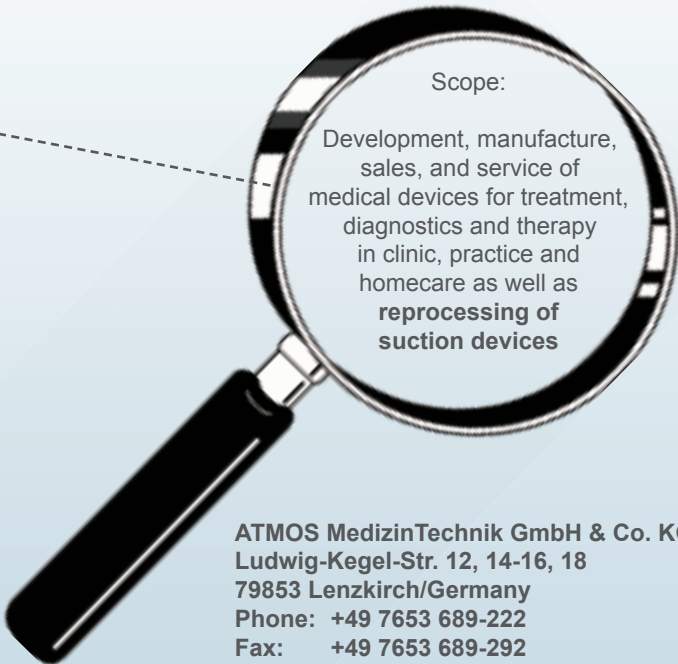
## Your advantages:

- Reduces downtimes
- Conservation of values of your inventory
- Discounts on repairs and no call out-fee
- Quick troubleshooting
- Prolongation of warranty
- Prescribed safety check according to §6 Medical Devices Operator Ordinance

# Reprocessing of small ATMOS suction devices



The reprocessing of ATMOS suction devices is our speciality!



We are certified for the reprocessing of suction devices according to EN ISO 9001 and EN ISO 13485. Send your ATMOS suction device to our service department with the remark “reprocessing”. Your device will be processed efficiently and competently with the appropriate hygiene procedure.


### Our Service team:



Eckhardt Stender, Olaf Marx, Michael Weis, Egon Blessing, Christian König, Klaus Bendkowski, Kian Schwuchow (back)  
Jean-Luc Imhoff, Manuela Schmidt, Claudia Tritschler, Kerstin Wehrle, Winfried Link (front)



# ATMOS Partners worldwide Around the globe. Around the clock. Anytime.





# ATMOS Sales & Service team

## Managing Director Sales

Ludwig-Kegel-Str. 12, 14-16, 18  
79853 Lenzkirch



Maik Greiser  
Phone +49 7653 689 215  
E-Mail MGreiser@atmosmed.de

## Sales Manager Germany

Ludwig-Kegel-Str. 12, 14-16, 18  
79853 Lenzkirch



Michael Schindler  
Sales Manager Germany  
Phone +49 7653 689 350  
Mobile +49 151 11714220  
E-Mail MSchindler@atmosmed.de

## Headquarters:

Ludwig-Kegel-Str. 12, 14-16, 18  
79853 Lenzkirch



ATMOS MedizinTechnik GmbH & Co. KG  
Tel. +49 7653 689-222  
E-Mail service@atmosmed.de

## Area Sales Manager



Ralf Kühnemund  
France, Benelux, Italy, USA, Canada, Morocco, Tunisia,  
Algeria, South africa  
Phone +49 7653 689-311  
E-Mail RKuehnemund@atmosmed.de

## Business Unit Manager Sales (AS)

Ludwig-Kegel-Str. 12, 14-16, 18  
79853 Lenzkirch



Bernd Schley  
Sales  
Phone +49 7653 689-355  
E-Mail BSchley@atmosmed.de

## Area Sales Manager



Axel Kanefeyer  
NE-Europ, Switzerland, Austria, Middel East, China,  
Egypt  
Phone +49 7653 689-330  
E-Mail AKanefeyer@atmosmed.de

## Region North

Max-Nonne-Str. 45  
22419 Hamburg/Germany  
Tel: +49 40 5332 685-0



Rainer Holzem  
Teamleader Sales North (SI)  
Phone + 49 4231 936155  
Mobile + 49 171 7640648  
E-Mail RHolzem@atmosmed.de

## Region North



Jan Carmienke  
Service North  
E-Mail JCarmienke@agh-diagnostics.de

## Area Sales Manager



Daniel Gebele  
Great Britain, Spain, Portugal, Latin america  
Phone +49 7653 689-340  
E-Mail DGebele@atmosmed.de

Jochen Kaufels  
Sales representative North (AS)  
Nordstr. 28a  
06862 Dessau-Roßlau  
Phone +49 34901 947 58 Fax -59  
Mobile + 49 160 96367338  
E-Mail JKaufels@atmosmed.de



Ulrich Kraut  
Service Northwest  
E-Mail UKraut@atmosmed.de

## Regional Sales Manager



Matthias Straub  
Asia & Ozeanien  
Phone +60 (3) 6274 7400  
E-Mail MStraub@atmosasia.com

## Region South

Ludwig-Kegel-Str. 12, 14-16, 18  
79853 Lenzkirch



Roland Vöstel  
Teamleader Sales South (SI)  
Phone +49 7653 689-310  
E-Mail RVoestel@atmosmed.de

## Region South



Horst Delling  
Service Southeast  
E-Mail HDelling@atmosmed.de

## Area Sales Manager



Philipp Rellermeier  
Indien, Asien, Oceania,  
Central Africa  
Phone +49 7653 689-325  
E-Mail PRellermeier@atmosmed.de

Andreas Käfer  
Sales representative Southwest (SI)  
Schwaigernerstr. 2  
75050 Gemmingen  
Phone +49 7267 914610 Fax -629  
Mobile +49 175 2905410  
E-Mail AKafer@atmosmed.de

## Sales Support Manager



Julia Schumacher  
Phone +49 7653 689-327  
E-Mail JSchumacher@atmosmed.de

Wolfgang Heiß  
Sales representative Southeast (SI)  
Zeisigweg 13  
86420 Diedorf-Anhausen  
Phone +49 8238 958342 Fax -624  
Mobile +49 171 3049490  
E-Mail WHeiss@atmosmed.de

## Region Middle

Luisenstraße 21  
53721 Siegburg



Georg Grünefeld  
Teamleader Sales West (SI)  
Phone +49 2241 1279146  
Mobile +49 171 3616181  
E-Mail GGruenefeld@atmosmed.de

## Region Middle



Robert Bach  
Service West  
E-Mail RBach@atmosmed.de



Sven Schlimgen  
Sales representative West (AS)  
Phone +49 2241 1461253  
Mobile +49 170 7632967  
E-Mail SSchlimgen@atmosmed.de

# Your contact person at the parent company in Lenzkirch



**Business Unit Manager  
OEM**

**Ulrich Jehle**  
Tel. +49 7653 689-600  
UJehle@atmosmed.de



**Product Manager OEM**

**Dominik Birkenmaier**  
Tel. +49 7653 689-651  
DBirkenmaier@atmosmed.de



**Business Unit Manager  
Application Solutions**

**Ulrich Jehle**  
Phone +49 7653 689-600  
UJehle@atmosmed.de



**Product Manager  
Suction devices and  
Drainage systems**  
**Simon Wegner**  
Phone +49 7653 689-644  
SWegner@atmosmed.de



**Product Manager  
Suction devices and  
Drainage systems**  
**Julian Fitz**  
Phone +49 7653 689-643  
JFitz@atmosmed.de



**Business Unit Manager  
System Integration**

**Jörg Pahlke**  
Phone +49 7653 689-642  
JPahlke@atmosmed.de



**Product Manager  
ENT**

**Jenny M. Doan**  
Phone +49 7653 689-647  
JDoan@atmosmed.de



**Junior Product Manager  
ENT**

**Florian Betz**  
Phone +49 7653 689-641  
FBetz@atmosmed.de



**Product Manager  
Gynaecology**

**Daniel Notheis**  
Phone +49 7653 689-646  
DNotheis@atmosmed.de



## The Managing Directors - a strong family team

Therewith the generation change has been initiated.  
From left to right:

**Maik Greiser**  
**Peter Greiser**  
**Gerlinde Greiser**  
**Frank Greiser**

# Europe

## Endovision B.V.B.A.



**Marc Notez**

**Phone** +32 1640 7010  
**Fax** +32 1640 7066  
**E-Mail** [info@endovision.be](mailto:info@endovision.be)  
**Belgium / Luxembourg**

## Dräger Medical Belgium N.V.



**Tommy De Saeger**

**Phone** +32 24626211  
**Fax** +32 26095240  
**E-Mail** [tommy.desaeger@draeger.com](mailto:tommy.desaeger@draeger.com)  
[www.draeger.com](http://www.draeger.com)  
**Belgium / Luxembourg**

## Arseus Health



**Eric Salden**

**Phone** +32 475 510559  
**Fax** +32 3 8252370  
**E-Mail** [Eric.salden@arseus-medical.be](mailto:Eric.salden@arseus-medical.be)  
[www.arseus-medical.be](http://www.arseus-medical.be)  
**Belgium / Luxembourg**

## Medical Technic Eng. Ltd.



**Dimitar Konov**

**Phone** +31 359 2 9712845  
**Fax** +31 359 2 8734943  
**E-Mail** [konov@mte-bg.com](mailto:konov@mte-bg.com)  
**Bulgaria**

## Seelen Care ApS



**Lise von Seelen Weis**

**Phone** +45 70 9742229  
**Fax** +45 70 97401396  
**E-Mail** [seelen@seelen-care.dk](mailto:seelen@seelen-care.dk)  
[www.seelen-care.dk](http://www.seelen-care.dk)  
**Denmark**

## Otoplug OY



**Kerkko Penttilä**

**Phone** +358 33 647215  
**Fax** +358 33 647815  
**E-Mail** [kerkko.penttila@otoplug.fi](mailto:kerkko.penttila@otoplug.fi)  
[www.otoplug.fi](http://www.otoplug.fi)  
**Finland**

## ATMOS MEDICAL FRANCE



**Nicolas Perusin**



**Phone** +33 491 443294  
**Fax** +33 491 443968  
**E-Mail** [atmosfrance@atmosfrance.fr](mailto:atmosfrance@atmosfrance.fr)  
[www.atmosmed.fr](http://www.atmosmed.fr)  
**France**

## Papapostolou Ltd.



**Julie Siafarika**

**Phone** +30 210 6790000  
**Fax** +30 210 6790100  
**E-Mail** [jsiafarika@papapostolou.gr](mailto:jsiafarika@papapostolou.gr)  
[www.papapostolou.gr](http://www.papapostolou.gr)  
**Greece**

## ATMOS Medical Ltd.



**David Butchart**



**Phone** +44 1489 611 739  
**Fax** +44 1489 611 612  
**E-Mail** [david.butchart@atmosmedical.com](mailto:david.butchart@atmosmedical.com)  
[www.atmosmedical.com](http://www.atmosmedical.com)  
**Great Britain**

# Europe

**ATMOS Medical Ltd.** 



**David Butchart** 

**Phone** +44 1489 611 739  
**Fax** +44 1489 611 612  
**E-Mail** david.butchart@atmosmedical.com  
 www.atmosmedical.com  
**Ireland**

**ICEPHARMA** 



**Arnar Adalsteinsson**

**Phone** +354 5 204310  
**Fax** +354 5 408001  
**E-Mail** arnar@icepharma.is  
 www.icepharma.is  
**Iceland**

**ATMOS ITALIA S.R.L.** 



**Matteo Bertoletti** 

**Phone** +39 02 48402262  
**Fax** +39 02 48402506  
**E-Mail** m.bertoletti@atmosmed.it  
 www.atmosmed.it  
**Italy**

**INEL Medicinska Tehnika** 



**Vilko Klindic**

**Phone** +385 165 20546  
**Fax** +385 165 20966  
**E-Mail** vilko.klindic@inel-mt.hr  
 www.inel-mt.hr  
**Croatia**

**UAB Biomedika** 




**Kestutis Liegus**


**Phone** +370 8 5 2709055  
**Fax** +370 8 5 2709056  
**E-Mail** kestutis@biomedika.lt  
 www.biomedika.lt  
**Lithuania**

**Pharma-Cos. Limited** 

**Marcel K. Mifsud**

**Phone** +356 21 441977  
**Fax** +356 21 441388  
**E-Mail** info@pharma-cos.com  
 www.pharma-cos.com  
**Malta**

**Vinora d.o.o. Skopje** 



**Alexandar Nikolovski**

**Phone** +389 2 3177914  
**Fax** +389 2 3177914  
**E-Mail** vinoramk@unet.com.mk  
 www.vinora.com.mk  
**Macedonia**

**EnterCare BV** 



**Luc C. Hoogstraten**

**Phone** +31 348 420142  
**Fax** +31 348 420142  
**E-Mail** lhoogstraten@entercare.nl  
 www.entercare.nl  
**Netherlands**

**Tefa-Portanje B.V.** 

**Mirjam Schouten**

**Phone** +31 348 495 882  
**Fax** +31 348 495 799  
**E-Mail** m.schouten@tefa-portanje.opg.nl  
 http://www.tefa-portanje.nl  
**Netherlands**

**OrtoMedic AS** 



**Morten Hansen**

**Phone** +47 67 518600  
**Fax** +47 67 518599  
**E-Mail** mh@ortomedic.no  
 www.ortomedic.no  
**Norway**

**Neuroth AG** 



**Karl Osobsky**

**Phone** +43 1 5455 013100  
**Fax** +43 1 5455 013500  
**E-Mail** karl.osobsky@neuroth.at  
 www.neuroth.at  
**Austria**

**Medicus App. i Instrumenty Medyczne** 

**Janusz Surma**

**Phone** +48 71 3472100  
**Fax** +48 71 3472111  
**E-Mail** jsurma@medicus.wroc.pl  
 www.medicus.wroc.pl  
**Poland**

# Europe


**ATMOS Medica S.L.** 



**Daniel Romo** 


**Phone** +34 902193580  
**Fax** +34 937414672  
**E-Mail** dromo@atmosmed.es  
 www.atmosmed.es  
**Portugal**


**Medist S.R.L.** 




**Bogdan Niculescu**

**Phone** +40 21 4115003  
**Fax** +40 21 4105446  
**E-Mail** bogdan.niculescu@medist.ro  
 www.medist.ro  
**Romania**

**OOO ATMOS Medikal** 



**Andrey Sorokin** 

**Phone** +7 495 2580894  
**Fax** +7 495 2580894  
**E-Mail** atmosmed@telsycom.ru  
 www.atmosmed.ru  
**Russia**

**ATMOS Medical AG** 



**Jacky Noll** 


**Phone** +41 616914151  
**Fax** +41 61 6910992  
**E-Mail** info@atmosmed.ch  
 www.atmosmed.ch  
**Switzerland**

**ULTRAMED s.r.o.** 



**Juraj Varga**

**Phone** +421 456761318  
**Fax** +421 456761317  
**E-Mail** juraj.varga@ultramed.sk  
 www.ultramed.sk  
**Slovakia**

**Dräger Slovenija d.o.o.** 

**Robert Pristavec**

**Phone** +386 4 561 2263  
**Fax** +386 1 561 2264  
**E-Mail** robert.pristavec@draeger.com  
 www.draeger.com/slovenija  
**Slovenia**

**ATMOS Medica S.L.** 



**Daniel Romo** 

**Phone** +34 902193580  
**Fax** +34 937414672  
**E-Mail** dromo@atmosmed.es  
 www.atmosmed.es  
**Spain**

**HIST Medical s.r.o.** 



**Jaromir Hink**

**Phone** +420 737329835  
**E-Mail** hist.medical@seznam.cz  
**Czech Republic**

**ATMOS Medikal Ltd.** 



**Timur Arslan** 

**Phone** +90 2165756414  
**Fax** +90 216575635  
**E-Mail** TArslan@atmosmed.de  
 www.atmosmed.de  
**Turkey**

**ATMOS HÖR-KA KFT.** 



**István Nyitó** 

**Phone** +36 1 335 6028  
**Fax** +36 1 335 6028  
**E-Mail** inyito@atmosmed.hu  
 www.atmosmed.hu  
**Hungary**

**TAHAT** 



**Siarhei Shmyk**

**Phone** +375 17 296 54 99  
**Fax** +375 17 296 39 99  
**E-Mail** tahat@mail.bn.by  
**Belarus**

**Costas Papaellinas Org.** 



**Nicos Mylonas**

**Phone** +357 22 863100  
**Fax** +357 22 675136  
**E-Mail** nicos.mylonas@papaellinas.com  
 www.papaellinas.com  
**Cyprus**



# North- / South America

**ATMOS Inc.** 



**Ingo Riedl** 

**Tel.** +1 610 351-7221  
**Fax** +1 610 351-6827  
**E-Mail** IRiedl@atmosmed.com  
 www.atmosmed.com  
**USA / Canada**

**DEWIMED S.A.** 



**Gernd von Dewitz**

**Phone** +52 55 56060777  
**Fax** +52 55 56060520  
**E-Mail** gvdewitz@dewimed.com.mx  
 www.dewimed.com.mx  
**Mexico**

**Panmédica** 



**Pablo Guzovsky**

**Phone** +55 11 32894600  
**Fax** +55 11 32844484  
**E-Mail** pablo@panmedica.com.br  
 www.panmedica.com.br  
**Brazil**

**Ferrari Medical Ltd.** 

**Ronaldo Luiz Ferrari**

**Phone** +55 11 3205-6200  
**Fax** +55 11 3205-6211  
**E-Mail** ronaldo@ferrarimedical.com.br  
 www.ferrarimedical.com.br  
**Brazil**

**Representaciones Médicas „Mary“ S.R.Ltda.** 



**Mary Tafur**

**Phone** +51 1 6140600  
**Fax** +51 1 6140603  
**E-Mail** int.supplier@medicasmmary.com  
 www.medicasmmary.com  
**Peru**

**Panadex S.A.** 



**Ariel Panduro P.**

**Phone** +51 223 0412  
**Fax** +51 223 0414  
**E-Mail** ariel@panadex.com  
 www.panadex.com  
**Peru**

**Auditron Argentina S.A.** 



**Hugo Wainerman**

**Phone** +54 11 43739800  
**Fax** +54 11 43736560  
**E-Mail** info@auditron.com.ar  
 www.auditron.com.ar  
**Argentina**

**Auditron Chile** 



**Daniel Nocetti**

**Phone** +56 22366838  
**Fax** +56 22366877  
**E-Mail** danielnocetti@auditron.cl  
 www.auditron.cl  
**Chile**



# Africa, Middle East

## Egyptian Group Co. S.A.E.



**Ayman Younis**

**Phone** +002 0222687712-13  
**Fax** +002 0222687714  
**E-Mail** ayounis@eggroup-eg.com  
 www.eggroup.com.eg  
**Egypt**

## MEDICALEX



**Yazzine Azzouz**

**Phone** +213 21690551  
**Fax** +213 21690551  
**E-Mail** azzouz\_medicaalex@yahoo.fr  
**Algir**

## S.E.H.L.



**Mohammed Ben Sadik**

**Phone** +212 522 200356  
**Fax** +212 522 263988  
**E-Mail** mbensadik@gmail.com  
**Morocco**

## TDW Medical (Pty.) Ltd.



**Terry Wiegand**

**Phone** +27 11 7643438  
**Fax** +27 11 7643438  
**E-Mail** terryw@tdwmed.co.za  
 www.tdwmed.co.za  
**South Africa**

## General Business Trading



**Tahar Somai**

**Phone** +216 71704200  
**Fax** +216 20437417  
**E-Mail** tahar.somai@gbtrade.com  
**Tunisia**

## General Medicals W.L.L



**K. Sridhar**

**Phone** +973 17 727600-213  
**Fax** +973 17 728274  
**E-Mail** sridhar.medics@intercol.com  
 www.intercol.com  
**Bahrain**

## X-Ray Iran Co. Ltd.



**Mehdi Mohseni**

**Phone** +98 21 66957185  
**Fax** +98 21 66417190  
**E-Mail** info@xrayiran.com

**Iran**

## DANEL Medical Equipment



**Ori Danel**

**Phone** +972 3 6326353  
**Fax** +972 3 7600684  
**E-Mail** ori@danelmedical.com

**Israel**

## Hekmamed



**Dr. Naser Tiari**

**Phone** +218 21 3608493  
**Fax** +218 21 3611339  
**E-Mail** hekmamed@hotmail.com

**Libya**

# Middle East

## SAM MEDICAL CORPORATION.



**Nizar S. Al-Kubati**

**Phone** +967 4 218111  
**Fax** +967 4 218113  
**E-Mail** info@sammedical-ye.com  
 www.sammedical.com.ye  
**Yemen**

## Technomedics Co. LTD



**Sami Aggad**

**Phone** +962 6 5532395  
**Fax** +962 6 553294  
**E-Mail** techno@nets.com.jo  
**Jordan**

## AAMAL MEDICAL CO.



**Sherif Shehata**

**Phone** +974 403 9550  
**Fax** +974 403 9551  
**E-Mail** sherif.shehata@aamalmed.com  
 www.ebnsina.com.qa  
**Qatar**

## Central Circle Co.



**Omer Fittiani**

**Phone** +965 2 411748  
**Fax** +965 2 411758  
**E-Mail** cencico@qualitynet.net  
**Kuwait**

## Ibn-Sina Pharmacy LLC



**Ramesh Prakash**

**Phone** +968 24822108  
**Fax** +968 24813472  
**E-Mail** ibnsina@omantel.net.om  
**Oman**

## Intermed PAL.



**Hani Hamad**

**Phone** +972 2 2409616  
**Fax** +972 2 2409790  
**E-Mail** info@intermed-pal.com  
**Palestine**

## Al-Jeel Medical & Trading Co. Ltd.



**Alaa Hamdan**

**Phone** +966 1 2168222-236  
**Fax** +966 1 2168566  
**E-Mail** ayasin@aljeel.com  
 www.aljeel.com.sa  
**Saudi Arabia**

## Wisam Medical Equipment



**Abdul Kader Al-Kodsi**

**Phone** +963 11 2311159  
**Fax** +963 11 2311634  
**E-Mail** wisam-me@scs-net.org  
**Syria**

## Alphamed Co.

**Haitham Mafouz**

**Phone** +971 267 30114  
**Fax** +971 267 31224  
**E-Mail** Haitham.T@akigroup.com  
 www.alphamedgroup.com  
**UAE**

# Asia

## Medicorp. Sdn Bhd



**Priscilla Hue**

**Phone** +673 265 2339  
**Fax** +673 265 2329  
**E-Mail** phue@medicorp.biz

**Brunei**

## ATMOS Shanghai Representative Office



**Lily Yan**

**Phone** +86 21 64260679  
**Fax** +86 21 64260679  
**E-Mail** SYingYan@atmosmed.de  
[www.atmosmed.com.cn](http://www.atmosmed.com.cn)  
**China**



## Rohit Surgical PVT. LTD.



**Rohit Grover**

**Phone** +91 11 25753575  
**Fax** +91 11 25754575  
**E-Mail** rohitsur@ndf.vsnl.net.in

**India**



## MNE TECHNOLOGIES



**N. Chelvadorai**

**Phone** +91 80 40545050  
**Fax** +91 80 25590943  
**E-Mail** sales@mneindia.com  
[www.mneindia.com](http://www.mneindia.com)  
**India**

## PT. Surgika Alkesindo



**Handy Gunawan**

**Phone** +62 21 4253634  
**Fax** +62 21 4253635  
**E-Mail** surgika@cbn.net.id  
[www.surgika.com](http://www.surgika.com)  
**Indonesia**

## Wako Shoji Co. Ltd.



**Fumio Osada**

**Phone** +81 466 842485  
**Fax** +81 466 842484  
**E-Mail** f.osada@wako-shoji.com  
[www.wako-shoji.com](http://www.wako-shoji.com)  
**Japan**

## ATMOS Asia SDN BHD



**Matthias Straub**

**Phone** +006 03 20727107  
**Fax** +006 03 20728109  
**E-Mail** mstraub@atmosasia.com  
[www.atmosmed.de](http://www.atmosmed.de)  
**Malaysia**



## Europ Continents My.



**Christophe Debroise**

**Phone** +95 15 243301  
**Fax** +95 15 05209  
**E-Mail** europcomya@mptmail.net.mm  
[www.europcontinents.com](http://www.europcontinents.com)  
**Myanmar/Cambodia/Vietnam/Laos**

## United BMEC



**Vincent Tan**

**Phone** +65 63052500  
**Fax** +65 63052549  
**E-Mail** TanVincent@uwphl.com  
[www.unitedbmec.com](http://www.unitedbmec.com)  
**Singapore**

# Asia

## Total Technologies (Pvt) Ltd.



**Shoukat Ali**

**Phone** +92 42 757-7897  
**Fax** +92 42 753-6586  
**E-Mail** medl@wol.net.pk  
 www.totalgroup.com.pk  
**Pakistan**

## Value-Rx, Inc.



**Daniel Geiger**

**Phone** +63 2 396-5220  
**Fax** +63 2 634-2085  
**E-Mail** danielgeiger@gmail.com

**Philippines**

## Mervynsons (PVT) LTD.



**Ranil M. Weliwitigoda**

**Phone** +94 11 2686789  
**Fax** +94 11 2699618  
**E-Mail** mervynsons@asianet.lk

**Sri Lanka**

## Endomed (1999) Co. Ltd.



**Padon Thuvanalinn**

**Phone** +66 2731 567-4  
**Fax** +66 2376 0982  
**E-Mail** padon@endomedgroup.com  
 www.endomed.co.th  
**Thailand**

# Australia

Lateral Medical



**David Fenech**

**Phone** +61 7 31391207

**Fax** +61 7 30366187

**E-Mail** [david@lateralmedical.com](mailto:david@lateralmedical.com)

[www.lateralmedical.com](http://www.lateralmedical.com)

**Australia**



# Medical technology for a better life!

ATMOS MedizinTechnik GmbH & Co. has evolved into an exemplary company in the medical technology sector and thus obtained great acceptance.

ATMOS stands for:

1. Ongoing growth of ATMOS. We grow at a higher rate than the medical technology market. ATMOS has attained a significant market position in its business units and defined regional markets. We are among the market leaders.
2. ATMOS offers innovative and complete solutions (products and services) which inspire our customers.
3. The success of our company gives us flexibility and the freedom of decision.
4. We are resting solidly on at least 3 „main pillars“ (business units).
  - ENT and Gynaecology workstations
  - digital suction and drainage systems
  - OEM business
5. ATMOS has modern, ideal “business processes”. We have a process oriented organisation.
6. ATMOS has an exemplary „company culture“, the employees enjoy working for ATMOS. Target orientation and transparency of the strategic alignment are important for us. The company and our employees should benefit from our success, this has become reality.
7. The ATMOS trademark is and will remain a strong „brand“ in the field of medical technology, standing for quality and innovation.
8. Competence. Customers, business partners, opinion leaders, salesmen, subsidiaries and agencies enjoy the level of co-operation with ATMOS. They are perfectly trained.
9. ATMOS employees are highly motivated, team-orientated, modern and international thinking, they will go through ‘fire and water’ for their ATMOS. In our region we are an esteemed company with good employee opportunities, this also applies to our subsidiaries
10. We are an esteemed enterprise with good employee opportunities, this also applies to all subsidiaries
11. In the field of medical technology ATMOS is a global player with 3 Centres of excellence in Germany and Asia as well as 11 sales companies around the world.



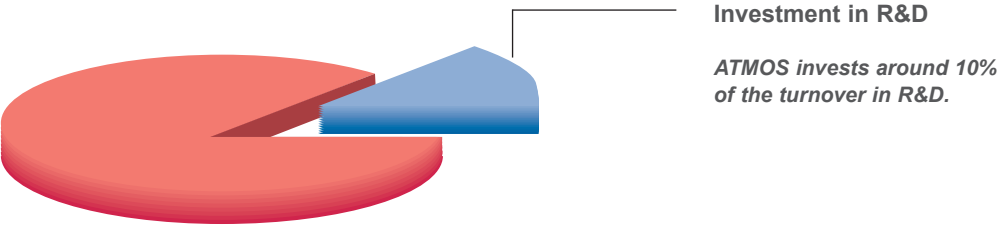


# Facts and figures about ATMOS



**The group of companies**

ATMOS MedizinTechnik is a family-run medium-sized enterprise (Greiser family) with its headquarters in the Black Forest. The company manufactures and develops its products in Germany and in Malaysia. The other companies are sales, marketing and service organisations



# ATMOS Academy – Training worldwide



## ATMOS Academy – a guarantee for advanced training worldwide!

„All knowledge and the increasing of knowledge does not end in a full stop, but in a question mark“.

Hermann Hesse – German poet and Nobel Prize laureate.

This quotation makes it clear that knowledge is an essential instrument of our times. The ATMOS Academy was founded 2005 to give our partners worldwide the chance to keep themselves up to date with state of the art technology. Innovations make training necessary, in order to provide the greatest of safety in the treating of patients. The objective of the academy is to train both medical practitioners and medical personnel and also service technicians. Firstly certified training events are offered in Germany. „The continuing medical education credits“ are applied for at the relevant regional medical chamber and are credited to the additional training account of the participants. Secondly medical personnel receive instruction in new or familiar methods of treatment. The offer is rounded off with service training courses around the world. Various themes concerning the technology of ATMOS products are covered in these courses.

Renowned medical practitioners and specialists together with experts from ATMOS conduct these events throughout the world. In this way we demonstrate that crediting our partners with the greatest possible competence means a lot to us.

Since Summer 2007 the ATMOS Academy has been enhanced by a spacious training centre. There is an exhibition room devoted to each business segment, based on replicas of the equipment and furnishings of a medical practice. The new building also has a modern and spacious conference room. The centre is joined to the corporate building by means of a passage way

For example the following training issues are communicated:

- Laryngeal diagnostics
- Stroboscopy
- Radiosurgery and its application
- Secretion extraction from respiratory tracts
- Opportunities for gynaecology workstations.
- Product training courses
- Preparation of suction units
- Maintenance and care of ATMOS products

**„A delayed certainty of something is always preceded by an early idea“ –**  
this quote is from Alexander von Humboldt, a scholar and universal genius in his time.

In compliance with this quote ATMOS has dedicated itself to the training of doctors and partners worldwide.

With the use of new diagnostic and therapy methods a lot of stumbling blocks are lurking in the daily practice. Therefore, together we have to smooth these out by further training courses

# At home on the most important fairs of the world

**Flying the flag, setting the trends,  
in the quest for close contact.**

ATMOS makes a special point of involving itself in the original exchange of ideas at exhibitions and trade fairs. We present the latest instruments and solutions and set the trends. We look for new momentum from medical practice, which can only contribute to the constant improvement of our already high standard.

We seek to establish the closest contact to the market and, with that, to the customer and our partners. In all countries of the world, where ATMOS has subsidiaries or agencies, we are present at the major medical technology fairs. Especially at congresses for ENT, phoniatics, allergology, surgery, geriatrics, rehabilitation, care of the elderly and emergency medicine.

*Why not visit us at one of the many trade fairs held regularly?*

*We look forward to having an interesting technical discussion with you!*

**You can obtain up-to-date information from our website at  
[www.atmosmed.com](http://www.atmosmed.com)**



## 1. General:

Our General Standard Terms and Conditions apply exclusively. Client's terms and conditions which are contrary to or deviate from our General Standard Terms and Conditions are not recognised unless their validity is explicitly confirmed in writing. Our General Standard Terms and Conditions also apply even if we deliver to clients without reservation, in the knowledge of the client's contrary terms and conditions. Our General Standard Terms and Conditions also apply to all future business with that client.

## 2. Proposal - Order Confirmation

Our proposals are subject to change without notice unless otherwise stated in our order confirmation. Each order is only accepted by us following our written order confirmation.

## 3. Orders

Every order requires an exact description of all of our product's details. We assume no liability for errors and damage caused by inaccurate or incomplete ordering details.

## 4. Prices

Unless otherwise stated in the order confirmation, our prices in the order confirmation are ex factory prices and exclude packaging and value added tax. Packaging is charged separately at cost price in the invoice. Value added tax is charged separately in the invoice according to the legal rate on the invoice date. We reserve the right to change prices appropriately should price reductions or increases, especially due to wage settlements, changes in the price of materials or currency fluctuations, be incurred. Proof of such changes will be provided for the client on request.

## 5. Payment Conditions - Balancing

Unless otherwise stated in the order confirmation, our invoices are payable with a 3% discount within 10 days (except for repair and assembly services) or within 21 days from the invoice date net cash; money receipts is decisive for complying with this term. We are entitled to charge interest after the due date at a rate 2% above the relevant basic interest rate of the German Federal Bank. Should the client have payment arrears, we are entitled to charge interest on arrears at a rate 5% above the relevant basic interest rate of the German Federal Bank. Should we be able to prove higher damages due to arrears, we are also entitled to claim these. The client only has the right to balance invoices against its own claims should such claims be confirmed in a court of law or recognised by us. The client does not have the right of retention due to disputed counterclaims.

## 6. Delivery Periods

Fulfillment of our delivery duties requires the punctual and proper fulfillment of the client's duties. The right to defense on the grounds of an unfulfilled contract is reserved. Should the client default in accepting the goods delivery or breach other cooperation duties, we are entitled either to withdraw from the contract or claim compensation for any increased costs incurred up to that time without setting a further deadline. The right to make further claims is reserved. Furthermore, in such cases, the risk of coin-cidental destruction or a coincidental deterioration in the quality of the delivered goods is transferred to the client in the case of default in accepting such goods or payment arrears. Acts of God or stoppages (due to insufficient supplies of material, industrial disputes etc.) entitle us either to demand an appropriate extension of delivery periods or to partly or entirely dissolve the delivery contract. This does not give the client the right to claim damages. We have fulfilled delivery periods if the delivery goods have left our factory or the client has been informed of the goods' readiness for delivery within such delivery periods. Delivery periods stipulated by the client are not recognised by us unless they form part of our order confirmation. We adhere to legal terms and conditions in cases where, as a result of an undue delay in the delivery for which we are liable, the client is entitled to claim that his interests in a continued fulfillment of the contract have ceased. We also adhere to legal terms and conditions should a delay in delivery be caused by deliberate or grossly negligent action by us or our representatives for which we are responsible. We are also responsible for such actions by our representatives or agents. Should the delivery delay not be caused by our deliberate infringement of contractual duties for which we are responsible, our liability is limited to damage which is regarded as typical for that case. We are liable according to the legal terms and conditions if and in so far as the delivery delay for which we are responsible is caused by an infringement of a substantial contractual duty. In such cases, our liability is also limited to damage which is regarded as typical for that

case. Should the delivery delay be caused by a culpable infringement of non-substantial contractual duties, our client is also entitled to claim a one-off damage compensation worth 3 percentage points of the delivery value of the goods for each week's delay, up to a maximum which is no higher than 15 percentage points of the delivery value of the goods

## 7. Delivery - Familiarisation

In the case of the delivery of devices for the medico-technical industry which require assembly and/or familiarisation for the final customer using specialist trade personnel (such as Ear, Nose and Throat Apparatus and Suction Units), we reserve the right to deliver the goods exclusively to the relevant specialist traders. Should the trader not carry out assembly and/or familiarisation for the final customer, this is carried out by us. In such cases, we reserve the right to charge the client for the additionally created costs. Our specialist traders operate a recording system so that, if necessary, our products can be traced to the final customer. The specialist trader undertakes to immediately report to us all events and risks which must be reported in connection with our products.

## 8. Passage of Risk - Packaging

Unless otherwise stated in our order confirmation, delivery is agreed ex factory. The risk of the goods' damage or loss is therefore transferred to the client as soon as the goods leave the factory or the client is in default of acceptance of the goods. This also applies to cases where we confirm prepaid carriage. Transport packaging and all other packaging according to the packaging regulations is not returnable. Our client is responsible for disposing the packaging at its own cost. Our deliveries are insured by us at the client's expense unless explicitly otherwise agreed. No insurance is arranged in the case of goods which are collected by our clients. In the case of transport damage, claims are only handled if the client receives confirmation of any damage, reduced weight or loss by the shipping company before accepting the delivery.

## 9. Warranty

The client is responsible for examining the delivered goods immediately after receiving them to determine any eventual deficiencies or delivery errors, and to report these immediately. Should the client fulfil this examining and reporting responsibility, and should payment conditions be fulfilled, we shall be liable to the client within the scope of legal regulations. Our period of warranty shall in all cases be two years. Our client can make use of the warranty as follows, so long as he can provide first buyer proof (in the form of an invoice or delivery note) and provided that the product still has the original, unchanged serial number:

- a. We choose whether to fulfil our guarantee by providing repair services free of charge - either on the client's premises or in our factory - or replacing the product. We can also provide these guarantee services through an authorised company;
- b. Should a product be returned to us, the client agrees to send the product in its original or similar packaging, offering the same protection as the original packaging, to our address or any address notified by us.
- c. Our guarantee ceases to apply if changes of any kind have been made to our product, unless such changes have been made by us or a company authorised by us, or have been previously agreed upon in writing by us. Our guarantee also ceases to apply if third parties have carried out repairs to our products or replaced parts thereof. This applies regardless of the fact whether these measures individually or collectively led to a deficiency of the product;
- d. We accept no responsibility for damage defects caused by
  - operational wear and tear;
  - incorrect installation or incorrect or insufficient maintenance;
  - incorrect operation of the product (in contradiction to the handbook delivered with the product);
  - improper use or operating faults;
  - inappropriate or negligent handling and care, especially with respect to dirt, lime, suction of fluids, inappropriate cleaning and sterilisation;
  - using accessories and/or replacement parts which are not explicitly approved;
  - incorrect assembly and/or initial operation by the client or third parties;
  - the client's negligence in handling the product;
  - unacceptable operating conditions, such as humidity, temperatures, the power supply, vibrations.
  - accidents, acts of God, especially lightning, water, fire, public unrest and insufficient ventilation. We are not liable for damage to other objects apart from our product itself, except in the case of any deliberate or grossly negligent actions by us or our representatives or agents. Should no deliberate breach of contract be claimed, our liability is limited to damage which is regarded as typical for that case. This

also applies in the case of our culpable infringement of substantial contractual duties. The indispensable conditions of German Liability Law remain unaffected thereby.

- For second-hand equipment, the period of warranty shall be reduced to a period of twelve months.

## 10. Reservation of Ownership

We retain ownership of our goods until the receipt of all payments arising from the business relationship, including all demands arising from installation orders, subsequent orders, repairs, accessory deliveries and replacement orders. Should we have agreed upon payment on the basis of cheque and bill transactions, the ownership reservation applies until the cheque received by us has been paid in, and does not expire through our credit upon receiving the client's cheque. In the case of a breach of contract by the client, especially payment arrears, we are entitled to repossess our goods. Repossession of our goods represents a withdrawal from the contract, unless explicitly declared in writing by us. We have the right to utilise the product after its repossession, whilst the income from such use is balanced against the client's arrears, after deducting appropriate utilisation costs. The client is responsible for handling the goods with care. Should maintenance and inspection work be necessary, the client must carry these out punctually at his own cost. Our client is entitled to sell the goods he has bought from us in a proper sale transaction. However, he must immediately assign all outstanding claims to the value of the final invoice sum (including value added tax) of our claims to his customers or third parties. The client is entitled to collect this claim even after such assignment. Our right to collect the claim ourselves remains unaffected thereby. We undertake to release the securities to which we are entitled if requested to do so by the client should the realisable value of the securities be more than 10 percentage points higher than the outstanding claims. We reserve the right to choose the securities to be released.

## 11. Plans and Illustrations

We retain ownership of and copyrights to all plans, illustrations, calculations and other documents which are attached to our proposals. The client must receive explicit written permission before passing these on to third parties. Imitating our legally patented products is forbidden and will be prosecuted.

## 12. Jurisdiction and Place of Performance

Our central office is the place of performance for all disputes in connection with these General Standard Terms and Conditions and the contracts closed with clients under them. This jurisdiction excludes other jurisdiction relating to persons or subject-matter. Furthermore, our client is not entitled to bring charges against us in another court should he file counter-charges, carry out counterbalancing or declare retention. We, however, are entitled to bring charges against our client at their general place of jurisdiction or at another relevant court recognised by German or foreign law. Unless otherwise stated in the order confirmation, our central office is the place of performance.

Lenzkirch, September 2008

ATMOS MedizinTechnik GmbH & Co. KG  
79853 Lenzkirch/Germany



**MedizinTechnik**



[www.atmosmed.com](http://www.atmosmed.com)

Your ATMOS Partner

**ATMOS MedizinTechnik GmbH & Co. KG**  
Ludwig-Kegel-Str. 12, 14-16, 18 ■ 79853 Lenzkirch/Germany  
Phone +49 7653 689-374 ■ Fax +49 7653 68986-374  
ENT@atmosmed.com ■ [www.atmosmed.com](http://www.atmosmed.com)

2011-12 Index: 01