



Rotor-Gene Compatible Products



These 0.1 ml Strip Tubes and Caps are designed to offer the lowest background and perfectly match the Rotor-Gene Q requirements. Caps with frosted extensions for easy handling and sample identification, have been engineered to provide leak-free seals.


Loading Block


The novel Acrylic Loading Block holds strip tubes vertically for perfect alignment with the strip caps – simply locate cap in tube and push to create an optimal seal. This allows easier loading of the assembled tube and cap in the rotor.




0.2ml Tubes

For some Rotor-Gene users, 0.2ml PCR Tubes with their ultra thin and consistent walls are still the preferred option. The tight fitting design virtually eliminates sample evaporation or 'popping'.



- Compatible with Qiagen®/Corbett Research Rotor-Gene Q Real-Time PCR Cycler
- Ultra-smooth, uniform, thin-walls for superior results
- Lower background fluorescence
- Optimum signal to noise ratio
- Easy snap and lock caps provide leak-free seals to eliminate evaporation
- Certified free from DNase, RNase and Human DNA
- Loading Block holds strip tubes vertically for perfect cap alignment
- Manufactured in US, stocked in UK !! 

Tubes and caps are in strips of four and are in separate bags for ease of handling and labeling, the extensions of the caps are frosted.



- Ultra-thin and consistent wall thickness
- Crystal clear transparency
- Tight fitting design on all cap styles eliminates sample evaporation or 'popping'
- Autoclavable

Cat No	Description
RGCS-2500	0.1 ml Strip Tubes and Caps (PCR-0104)
RGCS-250	0.1 ml Strip Tubes and Caps (PCR-0104)
RGCT-02F	0.2ml PCR Tubes with Flat, Frosted Caps
RGCT-02F1000	0.2ml PCR Tubes with Flat, Frosted Caps

Pack Size	Case Size
250 strips/pack	10x packs
250 strips/pack	1x pack
1000 tubes/pack	10x packs
1000 tubes/pack	1x pack

CLEAVER SCIENTIFIC LTD

Unit 41, Somers Road Industrial Estate,
Rugby, CV22 7DH
United Kingdom

T_ +44 (0)1788 565300
E_ INFO@CLEAVERSCIENTIFIC.COM
W_ WWW.CLEAVERSCIENTIFIC.COM